

PUBLIC WORKS CONTRACT (Formal Bid)

Municipal Improvements On-Call Construction Contract 2015-2016 for City Projects

THIS AGREEMENT, hereinafter referred to as the "Agreement", made and entered into this 16 day of OCTOBER 2015, by and between the CITY OF MONTEREY, a municipal corporation, hereinafter referred to as the "City", and THE DON CHAPIN COMPANY, INC. hereinafter referred to as the "Contractor";

WITNESSETH:

WHEREAS, the Council of the City has awarded a contract to the Contractor for performing the work hereinafter described in accordance with the City's Specifications and Contractor's sealed proposal;

NOW, THEREFORE, IT IS AGREED AS FOLLOWS:

SCOPE OF WORK. The Contractor shall perform all of the work and furnish all labor, materials, equipment and transportation necessary for **Municipal Improvements On-Call Construction Contract 2015-2016 for City Projects**. Work is to be as set out in the Specifications on file in the Office of the City Engineer and as in the Contractor's Proposal attached hereto, dated August 25, 2015, in an amount not to exceed **One Million Three Hundred Fifty Thousand Six Hundred Eighty dollars (\$1,351,680.00)**.

1. **TIME OF PERFORMANCE.** The term of this Agreement shall be for one year from the effective date of the Notice to Proceed or until the exhaustion of the annual funding limit, whichever comes first. The City reserves the right to extend this Agreement for an additional period of one year. The Contractor shall diligently prosecute each project under the Agreement to completion on or before the expiration of the contract timeline stated on the work order. The Contractor shall accomplish required work within the schedule and time frame established by the Engineer for each project.
2. If any provision in this Agreement is held by a court of competent jurisdiction to be invalid, void, or unenforceable, the remaining provisions will continue in full force without being impaired or invalidated in any way.
3. Contractor agrees that in the performance of this Agreement, it will comply with all applicable state, federal and local laws, codes and regulations. This Agreement shall be governed by and construed in accordance with the laws of the State of California and the City of Monterey.
4. In accordance with the provisions of Sections 1725.5, 1771.1, 1771.3, and 1771.4 of the Labor Code, this project is subject to compliance monitoring and enforcement by the Department of Industrial Relations. A contractor or subcontractor shall not be qualified to bid on, be listed in a bid proposal, subject to the requirements of Section 4104 of the Public Contract Code, or engage in the performance of any contract for public work, as defined by that chapter of the Labor Code, unless currently registered and qualified to perform public work pursuant to Section 1725.5 of the Labor Code. It is not a violation of this section for an unregistered contractor to submit a bid that is authorized by Section 7029.1 of the Business and Professions Code or by Section 10164 or 20103.5 of the Public Contract Code, provided the contractor is registered to perform public work pursuant to Section 1735.5 at the time the contract is awarded.
5. The Monterey City Council awarded this contract on September 15, 2015 by Resolution 15-180 C.S.
6. This Agreement shall consist of this Public Works Contract document and the following items, all of which are on file in the office of the City Clerk and are incorporated herein and made a part hereof by reference:
 - A. Specifications
 - B. Accepted Proposal
 - C. Performance Bond
 - D. Payment Bond (labor and materials)
 - E. Non-Collusion Declaration
 - F. Debarment and Suspension Certification
 - G. Certification(s) of Good Faith Effort to Hire Local Residents

IN WITNESS WHEREOF, said Contractor and said City have hereunto set their hands, all on the day and year first above written.

ATTEST:

CITY OF MONTEREY:

THE DON CHAPIN COMPANY, INC.:

By: [Signature]

City Clerk

By: [Signature]

City Manager, or his designee

By: [Signature]

Donald D. Chapin, Jr., President



PUBLIC WORKS CONTRACT (Formal Bid)

Municipal Improvements On-Call Construction Contract 2015-2016 for City Projects

THIS AGREEMENT, hereinafter referred to as the "Agreement", made and entered into this ____ day of _____ 201____, by and between the CITY OF MONTEREY, a municipal corporation, hereinafter referred to as the "City", and THE DON CHAPIN COMPANY, INC. hereinafter referred to as the "Contractor";

WITNESSETH:

WHEREAS, the Council of the City has awarded a contract to the Contractor for performing the work hereinafter described in accordance with the City's Specifications and Contractor's sealed proposal;

NOW, THEREFORE, IT IS AGREED AS FOLLOWS:

SCOPE OF WORK. The Contractor shall perform all of the work and furnish all labor, materials, equipment and transportation necessary for **Municipal Improvements On-Call Construction Contract 2015-2016 for City Projects**. Work is to be as set out in the Specifications on file in the Office of the City Engineer and as in the Contractor's Proposal attached hereto, dated August 25, 2015, in an amount not to exceed **One Million Three Hundred Fifty Thousand Six Hundred Eighty dollars (\$1,351,680.00)**.

1. **TIME OF PERFORMANCE.** The term of this Agreement shall be for one year from the effective date of the Notice to Proceed or until the exhaustion of the annual funding limit, whichever comes first. The City reserves the right to extend this Agreement for an additional period of one year. The Contractor shall diligently prosecute each project under the Agreement to completion on or before the expiration of the contract timeline stated on the work order. The Contractor shall accomplish required work within the schedule and time frame established by the Engineer for each project.
2. If any provision in this Agreement is held by a court of competent jurisdiction to be invalid, void, or unenforceable, the remaining provisions will continue in full force without being impaired or invalidated in any way.
3. Contractor agrees that in the performance of this Agreement, it will comply with all applicable state, federal and local laws, codes and regulations. This Agreement shall be governed by and construed in accordance with the laws of the State of California and the City of Monterey.
4. In accordance with the provisions of Sections 1725.5, 1771.1, 1771.3, and 1771.4 of the Labor Code, this project is subject to compliance monitoring and enforcement by the Department of Industrial Relations. A contractor or subcontractor shall not be qualified to bid on, be listed in a bid proposal, subject to the requirements of Section 4104 of the Public Contract Code, or engage in the performance of any contract for public work, as defined by that chapter of the Labor Code, unless currently registered and qualified to perform public work pursuant to Section 1725.5 of the Labor Code. It is not a violation of this section for an unregistered contractor to submit a bid that is authorized by Section 7029.1 of the Business and Professions Code or by Section 10164 or 20103.5 of the Public Contract Code, provided the contractor is registered to perform public work pursuant to Section 1735.5 at the time the contract is awarded.
5. The Monterey City Council awarded this contract on September 15, 2015 by Resolution 15-180 C.S.
6. This Agreement shall consist of this Public Works Contract document and the following items, all of which are on file in the office of the City Clerk and are incorporated herein and made a part hereof by reference:
 - A. Specifications
 - B. Accepted Proposal
 - C. Performance Bond
 - D. Payment Bond (labor and materials)
 - E. Non-Collusion Declaration
 - F. Debarment and Suspension Certification
 - G. Certification(s) of Good Faith Effort to Hire Local Residents

IN WITNESS WHEREOF, said Contractor and said City have hereunto set their hands, all on the day and year first above written.

ATTEST:

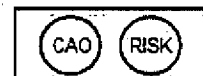
CITY OF MONTEREY:


THE DON CHAPIN COMPANY, INC.:

By: _____
City Clerk

By: _____
City Manager, or his designee

By: _____
Donald D. Chapin, Jr., President





CITY OF MONTEREY
DEPARTMENT OF PLANS AND PUBLIC WORKS

SPECIFICATIONS
FOR
MUNICIPAL IMPROVEMENTS ON-CALL CONTRACT 2015 – 2016
FOR CITY PROJECTS
FORMAL BID

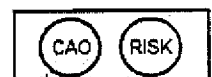
APPROVED FOR CONSTRUCTION:

PRINCIPAL ENGINEER

DATE: _____

Master Specification Revision: 07/16/2015

Project Specification Revision: 07/17/2015



(THIS PAGE INTENTIONALLY LEFT BLANK)

**MUNICIPAL IMPROVEMENTS ON-CALL CONTRACT 2015 – 2016
FOR CITY PROJECTS**

TABLE OF CONTENTS

PART I – NOTICE TO CONTRACTORS:

Notice to Contractors	1
Specifications and Bid Forms	1
Prevailing Wages	2
Bid Bond	2
Bid Validity	2
Responsible Bidder	3
Bid Rejection	4
Unbalanced Bid	4
Interpretation of Specifications	4
Definitions	4

PART II – PROPOSAL:

Proposal	1
Bid Schedule	1
Bid Item Descriptions	15
Ancillary Items	33
Lump Sum Price Breakdown	33
Bid Clarification	33
Declaration of Bidder	35
Noncollusion Affidavit	37
Debarment and Suspension Certification	38
Local Hiring Requirement	39
Certification of Good-Faith Effort (Prime Contractor)	40
Certification of Good-Faith Effort (Subcontractor)	41

PART III – GENERAL PROVISIONS:

Bidding	1
Contract Award and Execution	1
Sample Contract	2
Scope of Work	3
Control of Work	4
Control of Materials	7
Legal Relations and Responsibility to the Public	8
Prosecution and Progress	13
Payment	14

PART IV – SPECIAL PROVISIONS

General	1
Plans and Specifications	1
Contract Bonds	1
Time Limits	2
Licenses and Permits	2
Site Inspection	3
Submittals	3
Construction Surveys	4

Protection of Private Property	5
Construction Quality Control	5
Guarantee	7
Regulations	7
Public Safety and Protection of the Work	8
Indemnification and Hold Harmless	8
Insurance	8
Pre-Construction Conference	11
Liquidated Damages	12
Construction Procedure	12
Traffic Control	13
Construction Project Signs	15
Removal of Obstructions	15
Underground Utilities	15
Utility Company Coordination	16
Contract Plans and Specifications	16
Dust Control	16
Connection to Existing Utilities	16
Sanitary Facilities	16
Inspection of Work	16
Record Drawings	17
Sawcutting	17
Demolition and Disposal	17
Environmental / Pollution Prevention Requirements	17
Tree Protection Requirements	20
Clearing and Grubbing	22
Earthwork	22
Vertical Curb, Curb and Gutter, Sidewalk, Sidewalk Crossing and Cross Gutters	23
Curb Ramps	23
Hot Mix Asphalt Dike	24
Wire Mesh	24
Tinted Concrete	25
Decomposed Granite Sidewalk	25
Hot Mix Asphalt Sidewalk	26
Concrete Street	26
Hot Mix Asphalt Pavement	26
Aggregate Base Class II	27
Sign and Sign Post	27
Storm Drain and Sanitary Sewer	27
Railroad Tie Retaining Wall and Steps	30
Wood Retaining Wall and Handrails	30
Masonry Retaining Wall	30
Concrete Retaining Wall	31
Street and Parking Lot Lighting	31
Traffic Control	31
Construction Staking	31
Fence and Gates	31
ADA Access Ramps	31
Brick Surfacing	32
Paver Surfacing	32
Concrete Interlocking Pavers	33

Stone Wall	34
Concrete Sidewalk Slicing	34
Premium Labor	35

APPENDIX A
Bid Proposal Forms

APPENDIX B
Details

APPENDIX C
Sample Work Order

(THIS PAGE INTENTIONALLY LEFT BLANK)

**CITY OF MONTEREY
DEPARTMENT OF PUBLIC WORKS
MONTEREY, CALIFORNIA**

NOTICE TO CONTRACTORS

Sealed unbound bid proposals will be received in the office of the City Clerk, attention Finance Director, 580 Pacific Street, Room 6, City of Monterey, California, until 2:00 p.m., Tuesday, August 25, 2015, at which time they will be publicly opened and read in the City Council Chambers, for furnishing all labor, materials, tools, equipment and incidentals for the **Municipal Improvements On-Call Contract 2015 – 2016 for City Projects** in accordance with these specifications.

This is an on-call contract, which shall be used to provide the City with a readily available work force for repairs to existing facilities, emergency repairs and new construction, as the City deems appropriate. In general, the work consists of repair, replacement and construction of curb, gutter, sidewalks, sidewalk crossings, curb ramps, cross gutters, concrete and hot mix asphalt, dikes, decomposed granite sidewalks, retaining walls, storm drain system, sewer line system, lighting, brick surfacing, paver surfacing, interlocking pavers, sawcutting uplifted portions of sidewalks and miscellaneous associated work at such times and locations as required. The work shall be located in the City of Monterey.

The contract agreement will be for a term of one year with a not to exceed annual funding limit of \$1,000,000 plus California Consumer Price Index Adjustment (\$1,351,680 as of July 1, 2015). The City reserves the right to adjust the annual funding limit based on the July 1, 2015 California Consumer Price Index. There is no guaranteed minimum amount of work under this contract. The amount of work to be requested during the twelve-month contract period cannot be well defined at the outset. Work shall be issued through Work Orders.

The City reserves the right to award up to four (4) contracts to a pool of the lowest responsive, responsible bidders in accordance with Section 28-20 (f), Multiple Job Order Contracts Procedure, of the Monterey City Code.

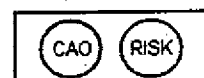
At the time of the bid opening, the successful Bidder must be legally entitled to perform contracts requiring a Class A General Contractor's license. Any Bidder or Contractor not so licensed shall be subject to all penalties imposed by law including, but not limited to, any appropriate disciplinary action by the Contractors' State License Board.

This on-call contract may also be used to provide emergency repairs upon short notice. Emergency situations may require excavating and working in trenches five (5) feet and over in depth. In order to ensure the safety of such operations, the successful Bidder must provide evidence of a current Cal/OSHA T-1 trenching and excavation permit at time of bidding. The T-1 permit requirement applies to the Bidder, and listing a subcontractor that possesses a T-1 permit in lieu of the Bidder does not fulfill the requirement.

All electricians performing work under this contract, as defined as making electrical connections at or above 100 volt-amperes, shall be certified pursuant to Section 3099 et seq. of the California Labor Code. Contractor shall submit proof of certification, or proof that the requirements of Section 3099.4 (a) of the California Labor Code have been met, prior to electricians commencing work under this contract.

SPECIFICATIONS AND BID FORMS

Specifications, including instructions to Bidders and all necessary contract documents and forms, are available on-line from the City's website located at <http://monterey.org/en-us/Business/Bids-and-RFPs>. In order to download project documents, you must register as a document (plan) holder on EbidBoard at no cost through the City web site. Potential bidders, subcontractors and suppliers are responsible for reviewing the complete bidding documents, including all addenda, prior to submitting their bid. They are also advised to check the City's web site noted above periodically and prior to submitting their bid.



Submit **unbound** bid proposals (see Appendix A) in sealed envelopes clearly marked on the exterior with the project name, bid opening date and bid opening time for which the bid proposal is being submitted. When submitting a bid in a sealed envelope within another sealed envelope, such as an envelope provided by an overnight carrier, be sure to also mark the exterior of the outermost envelope or overnight carrier's envelope clearly with the project name, bid opening date and bid opening time.

PREVAILING WAGES

Local prevailing wage rates shall be paid in accordance with Sections 1770, 1773, and 1782, as amended, of the California Labor Code, and Section 28-20(e) of the Monterey City Code, on all public works construction contracts exceeding twenty-five thousand dollars (\$25,000) and all public works contracts for alteration, demolition, repair or maintenance work exceeding fifteen thousand dollars (\$15,000). Local wage rates may be obtained from the Director, Department of Industrial Relations, State of California, 455 Golden Gate Avenue, San Francisco, California (415.703.4774) or <https://www.dir.ca.gov/>. Any contractor awarded a public works contract that uses a craft or classification not in the general prevailing wage determinations may be required to pay the wage rate most closely related in the general determinations, effective at the time of the call for bids.

In accordance with the provisions of Sections 1725.5, 1771.1, 1771.3, and 1771.4 of the Labor Code, this project is subject to compliance monitoring and enforcement by the Department of Industrial Relations. A contractor or subcontractor shall not be qualified to bid on, be listed in a bid proposal (subject to the requirements of Section 4104 of the Public Contract Code), or engage in the performance of any contract for public work, as defined by that chapter of the Labor Code, unless currently registered and qualified to perform public work pursuant to Section 1725.5 of the Labor Code. **See Part III of these Specifications for additional requirements.**

In accordance with the provisions of Section 1773.3 of the Labor Code, the City of Monterey shall provide notice to the Department of Industrial Relations (DIR) of the award of any public works contract subject to the requirements of Chapter 1 of the Labor Code, within five days of the award. The notice shall be transmitted electronically in a format specified by the DIR (see <https://www.dir.ca.gov/pwc100ext/>) and shall include the name of the contractor, any subcontractor listed on the successful bid, the bid and contract award dates, the contract amount, the estimated start and completion dates, job site location, and any additional information the DIR specifies that aids in the administration and enforcement of this chapter.

BID BOND

Cash, a certified check or cashier's check, payable to the order of the City of Monterey, or a satisfactory bid bond, in original form (no fax or photocopy shall be accepted), executed by the Bidder and an acceptable surety in an amount equal to ten percent (10%) of the bid amount shall be submitted with each bid.

BID VALIDITY

No Bidder may withdraw their bid for a period of **ninety (90) days** from the date of opening of the bids for the purpose of reviewing the bids and investigating the qualifications of Bidders, prior to awarding of the contract. Any bid withdrawal before the expiration of such time period shall result in the forfeiture of Bidder's Bid Bond. In the event of a bid mistake resulting from a clerical error made by the Bidder, withdrawal of such bid without forfeiture of the Bid Bond may only be allowed if the criteria set forth in California Public Contracts Code Sec. 5103 are met and the procedures set forth therein are followed; any such approval by City of bidders request to withdraw bid shall be at the sole discretion of the City.

RESPONSIBLE BIDDER

Responsible bidder as it pertains to this contract shall be as follows:

1. **Standards of Responsibility:** The City may reject bids on the basis of non-responsibility. A responsible bidder is one that has the capacity in all respects to perform fully the contract requirements, and the integrity and reliability which will assure good faith performance of the contract. Factors to be considered in determining whether the standard of responsibility has been met include whether a bidder has:
 - a. The appropriate financial, material, equipment, facility, capacity (adequate workforce to complete the job in a timely fashion) and personnel resources, including all required certifications, licenses, and expertise necessary to indicate its capacity to meet all contractual requirements, including the following specific requirements:
 - i. Adequate workforce to meet multiple critical work schedules at once;
 - ii. Ability to start projects on the commencement dates set forth by the City and satisfactorily complete them within the City's stated time limits;
 - b. A satisfactory record of performance, including but not limited to any prior work performed by bidder for the City or other agency;
 - c. Evidence of bidder's ability to provide the required bonding and insurance capacity. Apparent low bidder with cash or cashier's check as bid bond is required to submit a pre-qualification letter from an acceptable surety or cashier's check as performance bond within fourteen (14) calendar days of the bid opening;
 - d. A satisfactory record of integrity, diligence, and professionalism in the specific contract work;
 - e. The legal qualifications to contract with the City; and
 - f. Supplied all information requested by the City in connection with the inquiry concerning responsibility.
2. **Information Pertaining to Responsibility:** The prospective contractor shall supply any information requested by the City concerning the responsibility of such contractor, including the qualifications and performance records of contractor's employees and proposed subcontractors. If the prospective contractor fails to supply the requested information, the City shall base the determination of responsibility in award of the Contract upon any available information, or may find the prospective contractor non-responsible on the basis of its failure to provide the requested information to the City.
3. **The City's Duty Concerning Responsibility:** Before awarding a contract, the City must be satisfied that the prospective contractor is responsible. The City may use the information provided by prospective contractor as well as information obtained from other legitimate sources, including City staff's own experience with the prospective contractor and prospective contractor's employees.
4. **Written Determination of Non-responsibility Requirements:** If a bidder or offeror who otherwise would have been awarded the Contract is found non-responsible, a written determination of non-responsibility setting forth the basis determination shall be prepared by the City and sent to the non-responsible bidder or offeror. The bidder or offeror shall have an opportunity to appeal the City's determination on non-responsibility.

BID REJECTION

The City reserves the right to reject any or all bids as the best interests of the City may dictate and, to the extent permitted by law, waive any irregularity in any bid. If there is any reason for believing that collusion exists among the bidders, the City may reject any or all bids.

UNBALANCED BID

Bids which are obviously unbalanced may be rejected. For the purposes of this section, an unbalanced bid is one that (a) has unit prices based on nominal prices for some items of work and enhanced unit prices for other items of work, and (b) the amount and manner in which the unit prices are distributed is not reflective of the true cost to perform the work. Any unbalanced bid may be rejected by the City whether or not the result of the unbalanced bid increases the cost of the project to the City.

BIDDER PROTEST

All bid protests shall follow the procedures set forth in Monterey City Code §28-26 et seq., and the City's Purchasing Manual, both of which are available on-line on the City's website located at <http://monterey.org>. Payment of a bid protest filing fee in the amount set forth in the City Code and Purchasing Manual shall be prerequisite to the filing of any such protest.

INTERPRETATION OF SPECIFICATIONS

Should a Bidder be in doubt as to the true meaning of any item in the Plans or Specifications or should Bidder discover items containing discrepancies or omissions, the Engineer shall be immediately notified. All requests for interpretations must be submitted ninety-six (96) hours before bid opening. If found necessary, interpretation or correction will be made by written addendum, a copy of which will be sent to each plan holder. Such addenda are to be considered as part of the contract documents, and the Bidder shall acknowledge this condition by listing each addendum by number in his bid proposal. The Engineer shall not be held responsible for any oral interpretations or instructions. No addenda can be issued less than seventy-two (72) hours before bid opening without an accompanying bid time extension. The Engineer reserves the right to make decisions on extending the bid period.

DEFINITIONS

For the purposes of this document, the following definitions shall apply:

<u>CITY:</u>	The term <u>City</u> refers to and indicates the City of Monterey, Monterey County, State of California.
<u>ENGINEER OR CITY ENGINEER</u>	The term <u>Engineer</u> or <u>City Engineer</u> refers to and indicates the Public Works Director of the City of Monterey or his duly authorized representative.
<u>BIDDER:</u>	Party submitting a bid for consideration by the City of Monterey.
<u>CONTRACTOR:</u>	The term <u>Contractor</u> refers to and indicates the party or parties contracting to perform the work to be done in pursuance of this contract and specifications.
<u>COUNCIL OR CITY COUNCIL:</u>	The City Council of the City of Monterey.
<u>PLANS:</u>	The project plans referred to herein.
<u>SPECIAL PROVISIONS:</u>	Part IV of these Specifications.
<u>SPECIFICATIONS:</u>	This document, in its entirety.
<u>STANDARD SPECIFICATIONS:</u>	Specifications entitled "State of California, Department of Transportation, Standard Specifications" of latest publication on file in the office of the City Clerk of the City of Monterey.
<u>STANDARD PLANS:</u>	Plans entitled "State of California, Department of Transportation, Standard Plans" of latest publication.
<u>ADA:</u>	Americans with Disabilities Act of 1990, Titles II and III, revised September 15, 2013.
<u>CBC:</u>	California Building Codes, latest edition as adopted by the City of Monterey.
<u>IBC:</u>	International Building Codes, latest edition.

(THIS PAGE INTENTIONALLY LEFT BLANK)

**MUNICIPAL IMPROVEMENTS ON-CALL CONTRACT 2015 – 2016
FOR CITY PROJECTS**

CITY OF MONTEREY

PROPOSAL

To the Honorable City Council
City of Monterey
City Hall
Monterey, California

The undersigned declares to have carefully examined the location of the proposed work, that the Plans and Specifications as set forth herein have been examined, and hereby proposes to furnish all materials and equipment and do all the work required to complete the said work in accordance with said Plans and Specifications for the lump sums and unit prices set forth in the following schedule:

BID SCHEDULE

See "Part II, Page 3" through "Part II, Page 14" immediately following this page.

(THIS PAGE INTENTIONALLY LEFT BLANK)

BID ITEM DESCRIPTIONS

This section covers details of individual items of the Bid Schedule to insure that it is clear as to what is to be included in each item. The costs submitted with each item are to reflect the work to be completed under that bid item only. Payment of all the following items shall be for actual materials installed on the job and for actual work accomplished.

A – Tree Protection**A-1 Tree Protection with Fencing (Chain-link and Plastic)**

Payment for Tree Protection with Fencing shall be paid per lineal foot (LF) of fencing. This item includes material, labor and equipment to furnish, install, remove and off haul from the jobsite of chain-link fence or plastic fence around individual trees or cluster of trees.

A-2 Tree Protection Labor Premium

Payment for Tree Protection Labor Premium around trees and roots shall be paid per man-hour (HR). This item includes labor for hand digging at areas near tree trunks and roots. This item also includes clean cutting roots 2" and greater approved for cutting. Contractor shall notify the Engineer before commencement of this work. Any work of this nature done without prior approval by the Engineer will not be approved.

A-3 Spray/Wrap Monterey Pine

Payment for Spray/Wrap Monterey Pine shall be paid per each (Ea). This item includes material, labor and equipment necessary to spray and wrap designated Monterey Pines. This item also includes the removal and disposal of the wrap after construction.

A-4 Tree Well Liner

Payment for Tree Well Liner shall be paid per man-hour (HR). This item includes material, labor and equipment to furnish and install tree well liner complete in place. This item also includes necessary earthwork, topsoil and mulch. Tree liner shall be furnished by the City.

B – Clearing and Grubbing**B-1, B-2 and B-3 Clearing and Grubbing (Grass, Bushes and other Objectionable Material)**

Payment for Clearing and Grubbing shall be paid per square foot (SF) of grass, bushes or other objectionable material. This item includes clearing, grubbing and disposal of grass, bushes (less than 12" diameter) and other objectionable material as described in the Special Provision from within the jobsite.

B-4 Tree Removal and Disposal

Payment for Tree Removal and Disposal shall be paid per each (Ea) (base price is for a 12" diameter tree). Payment for tree removal and disposal for trees larger than 12" diameter shall be paid by the base bid (B-4-a) plus price per foot of tree diameter increment (B-4-b). Tree diameter shall be rounded to the nearest foot diameter (i.e., 13" to 17" shall be rounded to 1' dia. and 18" to 23" shall be rounded to 2' diameter). This item also includes the removal and disposal of tree stumps one foot below the construction limit.

C – Earthwork

Payment for Earthwork shall be paid per cubic foot (CF). Compaction testing is required in this contract. Initial compaction testing as required shall be paid per Section 9-1.03, "Force Account", of the Standard Specifications. This item includes compaction test and report generation. Succeeding test on the same area due to failure of initial test shall be borne by the Contractor.

C-1 Earthwork on site (Excavation/stockpiling, and On-site Handling, Place and Compact)

Earthwork on site shall include all labor and equipment in the excavating, stockpiling, on site handling, placing, compacting and all associated cost to excavate, handle, stockpile, place and compact on site material.

C-2 Earthwork Off haul and Disposal

Earthwork, Off haul and Disposal shall include labor, equipment, transport, fees and other cost associated in excavating, loading, off hauling and disposing material designated to be removed from the jobsite.

C-3 Earthwork and Import Backfill

Earthwork and Import Backfill shall include furnishing labor, material (sand or approved material), transport and other cost associated in furnishing, transporting, placing and compacting import backfill material.

D – Concrete Vertical Curb (VC)**D-1 Sawcut (VC)**

Payment for the Sawcut of vertical curb shall be paid per each (Ea.). This item includes sawcutting existing concrete vertical curb at match line or as shown on the plans.

D-2 Demolition and Disposal (VC)

Payment for Demolition and Disposal of vertical curb shall be paid per lineal foot (LF). This item includes all cost associated in the removal and disposal of existing concrete vertical curb.

D-3 Form, Place and Finish (VC)

Payment for Form, Place and Finish of standard concrete vertical curb shall be paid per lineal foot (LF). This item includes furnishing labor, material and equipment for form placement, concrete placement, finishing and other cost associated to install concrete vertical curb complete in place.

D-4 Furnish, Place and Compact Class II Aggregate Base (under VC)

Payment for Furnish, Place and Compact Class II Aggregate Base (4" thick, base bid) shall be paid per square foot (SF). Payment for thicker section shall be paid by the base bid plus price per square foot of 2" thick increment and/or by multiplying the base bid if additional handling (additional lift) is required.

For example: If a 6" aggregate base section is required the unit price for 4" thick aggregate base installation would be paid as well as the unit price for a 2" incremental increase in the aggregate base price. However, if two lifts of aggregate base are required due to the total aggregate base thickness exceeding a maximum lift thickness for compaction purposes (6"), then the 4" thick price would be applied for each required lift with the remaining additional thickness being paid for per the 2" incremental price. If a 12" section were required the payment would consist of two times the 4" price and two times the 2" incremental price.

This item includes aggregate base placement, compaction and other cost associated to furnish, place and compact aggregate base under concrete vertical curb complete in place, as shown on the plans or directed by the Engineer. Earthwork shall be paid as Item C, Earthwork.

Compaction testing for aggregate base is required in this contract unless otherwise directed by the Engineer. Initial compaction testing as required shall be paid per Section 9-1.03, "Force Account", of the Standard Specifications. This item also includes compaction test and report generation. Succeeding test on the same area due to failure of initial test shall be borne by the Contractor.

D-5 Dowel (VC)

Payment for Dowel concrete vertical curb shall be paid per each dowel (Ea). This item includes furnishing labor, material and equipment for placement of dowels at match line or as shown on the plans.

E – Concrete Curb and Gutter (CG)**E-1 Sawcut (CG)**

Payment for the Sawcut of Curb and Gutter shall be paid per each (Ea.). This item includes sawcutting existing concrete curb and gutter at match line or as shown on the plans.

E-2 Demolition and Disposal (CG)

Payment for Demolition and Disposal of curb and gutter shall be paid per lineal foot (LF). This item includes all cost associated in the removal and disposal of existing concrete curb and gutter.

E-3 Form, Place and Finish (CG)

Payment for Form, Place and Finish of standard concrete curb and gutter shall be paid per lineal foot (LF). This item includes furnishing labor, material and equipment for form placement, concrete placement, finishing and other cost associated to install standard concrete curb and gutter complete in place.

E-4 Furnish, Place and Compact Class II Aggregate Base (under CG)

Payment for Furnish, Place and Compact Class II Aggregate Base (4" thick, base bid) shall be paid per square foot (SF). Payment for thicker section shall be paid by the base bid plus price per square foot of 2" thick increment and/or by multiplying the base bid if additional handling (additional lift) is required.

For example: If a 6" aggregate base section is required the unit price for 4" thick aggregate base installation would be paid as well as the unit price for a 2" incremental increase in the aggregate base price. However, if two lifts of aggregate base are required due to the total aggregate base thickness exceeding a maximum lift thickness for compaction purposes (6"), then the 4" thick price would be applied for each required lift with the remaining additional thickness being paid for per the 2" incremental price. If a 12" section were required the payment would consist of two times the 4" price and two times the 2" incremental price.

This item includes aggregate base placement, compaction and other cost associated to furnish, place and compact aggregate base under concrete curb and gutter complete in place, as shown on the plans or directed by the Engineer. Earthwork shall be paid as Item C, Earthwork.

Compaction testing for aggregate base is required in this contract unless otherwise directed by the Engineer. Initial compaction testing as required shall be paid per Section 9-1.03, "Force Account", of the Standard Specifications. This item also includes compaction test and report generation. Succeeding test on the same area due to failure of initial test shall be borne by the Contractor.

E-5 Form, Place and Finish 12" Gutter (CG)

Payment for Form, Place and Finish of concrete curb and 12" wide gutter shall be paid per lineal foot (LF). This item includes furnishing labor, material and equipment for form placement, concrete placement, finishing and other cost associated to install concrete curb and 12" wide gutter complete in place.

E-6 Form, Place and Finish 18" Gutter (CG)

Payment for Form, Place and Finish of concrete curb and 18" wide gutter shall be paid per lineal foot (LF). This item includes furnishing labor, material and equipment for form placement, concrete placement, finishing and other cost associated to install concrete curb and 18" wide gutter complete in place.

E-7 Dowel (CG)

Payment for Dowel concrete curb and gutter shall be paid per each dowel (Ea). This item includes furnishing labor, material and equipment for placement of dowels at match line or as shown on the plans.

F – Concrete Sidewalk (SW)**F-1 Sawcut (SW)**

Payment for the Sawcut of concrete sidewalk (4" thick base bid) shall be paid per lineal foot (LF). Payment for thicker concrete shall be paid by the base bid plus price per lineal foot of 1" thick concrete increment. This item includes sawcutting existing concrete sidewalk at match line or as shown on the plans.

F-2 Demolition and Disposal (SW)

Payment for Demolition and Disposal of concrete sidewalk shall be paid per cubic foot (CF). This item includes all cost associated in the removal and disposal of existing concrete sidewalk.

F-3 Form, Place and Finish (SW)

Payment for Form, Place and Finish of standard concrete sidewalk shall be paid per square foot (SF). This item includes furnishing labor, material and equipment for form placement, concrete placement, finishing and other cost associated to install standard concrete sidewalk complete in place.

F-4 Furnish, Place and Compact Class II Aggregate Base (under SW)

Payment for Furnish, Place and Compact Class II Aggregate Base (4" thick, base bid) shall be paid per square foot (SF). Payment for thicker section shall be paid by the base bid plus price per square foot of 2" thick increment and/or by multiplying the base bid if additional handling (additional lift) is required.

For example: If a 6" aggregate base section is required the unit price for 4" thick aggregate base installation would be paid as well as the unit price for a 2" incremental increase in the aggregate base price. However, if two lifts of aggregate base are required due to the total aggregate base thickness exceeding a maximum lift thickness for compaction purposes (6"), then the 4" thick price would be applied for each required lift with the remaining additional thickness being paid for per the 2" incremental price. If a 12" section were required the payment would consist of two times the 4" price and two times the 2" incremental price.

This item includes aggregate base placement, compaction and other cost associated to furnish, place and compact aggregate base under concrete sidewalk complete in place, as shown on the plans or directed by the Engineer. Earthwork shall be paid as Item C, Earthwork.

Compaction testing for aggregate base is required in this contract unless otherwise directed by the Engineer. Initial compaction testing as required shall be paid per Section 9-1.03, "Force Account", of the Standard Specifications. This item also includes compaction test and report generation. Succeeding test on the same area due to failure of initial test shall be borne by the Contractor.

Payment for minor adjustment to grade of utility boxes, valves and other appurtenances shall be included in this item. Major adjustments such as replacement and modification of boxes, valves and other appurtenances shall be done by respective utility companies and payment shall not be included herein.

F-5 Dowel (SW)

Payment for Dowel concrete sidewalk shall be paid per each dowel (Ea). This item includes furnishing labor, material and equipment for placement of dowels at match line or as shown on the plans.

G – Concrete Sidewalk Crossing (SWX)**G-1 Sawcut (SWX)**

Payment for the Sawcut of concrete sidewalk crossing (6" thick base bid) shall be paid per linear foot (LF). Payment for thicker concrete shall be paid by the base bid plus price per linear foot of 1" thick concrete increment. This item includes sawcutting existing concrete sidewalk crossing at match line or as shown on the plans.

G-2 Demolition and Disposal (SWX)

Payment for Demolition and Disposal of concrete sidewalk crossing shall be paid per cubic foot (CF). This item includes all cost associated in the removal and disposal of existing concrete sidewalk crossing.

G-3 Form, Place and Finish (SWX)

Payment for Form, Place and Finish of standard concrete sidewalk crossing shall be paid per square foot (SF). This item includes material, labor and equipment for form placement, concrete placement, finishing and other cost associated to install standard concrete sidewalk crossing complete, in place. Payment for curb and gutter along the sidewalk crossing shall be included in the square foot price of concrete sidewalk crossing.

G-4 Furnish, Place and Compact Class II Aggregate Base (under SWX)

Payment for Furnish, Place and Compact Class II Aggregate Base (4" thick, base bid) shall be paid per square foot (SF). Payment for thicker section shall be paid by the base bid plus price per square foot of 2" thick increment and/or by multiplying the base bid if additional handling (additional lift) is required.

For example: If a 6" aggregate base section is required the unit price for 4" thick aggregate base installation would be paid as well as the unit price for a 2" incremental increase in the aggregate base price. However, if two lifts of aggregate base are required due to the total aggregate base thickness exceeding a maximum lift thickness for compaction purposes (6"), then the 4" thick price would be applied for each required lift with the remaining additional thickness being paid for per the 2" incremental price. If a 12" section where required the payment would consist of two times the 4" price and two times the 2" incremental price.

This item includes aggregate base placement, compaction and other cost associated to furnish, place and compact aggregate base under concrete sidewalk crossing complete in place as shown on the plans or directed by the Engineer. Earthwork shall be paid as Item C, Earthwork.

Compaction testing for aggregate base is required in this contract unless otherwise directed by the Engineer. Initial compaction testing as required shall be paid per Section 9-1.03, "Force Account", of the Standard Specifications. This item also includes compaction test and report generation. Succeeding test on the same area due to failure of initial test shall be borne by the Contractor.

Payment for minor adjustment to grade of utility boxes, valves and other appurtenances shall be included in this item. Major adjustments such as replacement and modification of boxes, valves and other appurtenances shall be done by respective utility companies and payment shall not be included herein.

G-5 Dowel (SWX)

Payment for Dowel concrete sidewalk crossing shall be paid per each dowel (Ea.). This item includes furnishing labor, material and equipment for placement of dowels at match line or as shown on the plans.

H – Concrete Curb Ramps (CR)**H-1 Sawcut (CR)**

Payment for the Sawcut of concrete curb ramps (6" thick base bid) shall be paid per lineal foot (LF). Payment for thicker concrete shall be paid by the base bid plus price per lineal foot of 1" thick concrete increment. This item includes sawcutting existing concrete curb ramp at match line or as shown on the plans.

H-2 Demolition and Disposal (CR)

Payment for Demolition and Disposal of concrete curb ramp shall be paid per cubic foot (CF). This item includes all cost associated in the removal and disposal of existing concrete curb ramps.

H-3 Form, Place and Finish (CR)

Payment for Form, Place and Finish of concrete curb ramp shall be paid per square foot (SF). This item includes material, labor and equipment for form placement, concrete placement, finishing and other cost associated to install ADA compliant curb ramps complete in place. Curb ramps shall be measured by computing the area from the lip of gutter to the outside limit of the 12" grooved band and between the outside limits of grooved bands at each side of the ramp. Payment for curb and gutter along the curb ramp shall be included in square foot price of curb ramp.

H-4 Furnish, Place and Compact Class II Aggregate Base (under CR)

Payment for Furnish, Place and Compact Class II Aggregate Base (4" thick, base bid) shall be paid per square foot (SF). Payment for thicker section shall be paid by the base bid plus price per square foot of 2" thick increment and/or by multiplying the base bid if additional handling (additional lift) is required.

For example: If a 6" aggregate base section is required the unit price for 4" thick aggregate base installation would be paid as well as the unit price for a 2" incremental increase in the aggregate base price. However, if two lifts of aggregate base are required due to the total aggregate base thickness exceeding a maximum lift thickness for compaction purposes (6"), then the 4" thick price would be applied for each required lift with the remaining additional thickness being paid for per the 2" incremental price. If a 12" section where required the payment would consist of two times the 4" price and two times the 2" incremental price.

This item includes aggregate base placement, compaction and other cost associated to furnish, place and compact aggregate base under concrete curb ramp complete in place, as shown on the plans or directed by the Engineer. Earthwork shall be paid as Item C, Earthwork.

Compaction testing for aggregate base is required in this contract unless otherwise directed by the Engineer. Initial compaction testing as required shall be paid per Section 9-1.03, "Force Account", of the Standard Specifications. This item also includes compaction test and report generation. Succeeding test on the same area due to failure of initial test shall be borne by the Contractor.

Payment for minor adjustment to grade of utility boxes, valves and other appurtenances shall be included in this item. Major adjustments such as replacement and modification of boxes, valves and other appurtenances shall be done by respective utility companies and payment shall not be included herein.

H-5 Dowel (CR)

Payment for Dowel concrete curb ramp shall be paid per each dowel (Ea.). This item includes furnishing labor, material and equipment for placement of dowels at match line or as shown on the plans.

H-6 Install Truncated Domes (Colonial Red or Federal Yellow)

Payment for Install Truncated Domes shall be per square foot (SF). Truncated domes shall be Colonial Red in color for City projects within the public right of way and Federal Yellow in color for City projects outside the public right of way and for PMSA projects. This item includes furnishing labor, material and equipment for installation of ADA compliant Truncated Domes.

I – Concrete Cross Gutter (XG)

I-1 Sawcut (XG)

Payment for the Sawcut of concrete cross gutter (6" thick base bid) shall be paid per lineal foot (LF). Payment for thicker concrete shall be paid by the base bid plus price per linear foot of 1" thick concrete increment. This item includes sawcutting existing concrete cross gutter at match line or as shown on the plans.

I-2 Demolition and Disposal (XG)

Payment for Demolition and Disposal of concrete cross gutter shall be paid per cubic foot (CF). This item includes all cost associated in the removal and disposal of existing concrete cross gutter.

I-3 Form, Place and Finish (XG)

Payment for Form, Place and Finish of concrete cross gutter shall be paid per square foot (SF). This item includes material, labor and equipment for form placement, concrete placement, finishing and other cost associated to install standard concrete cross gutter complete in place.

I-4 Furnish, Place and Compact Class II Aggregate Base (under XG)

Payment for Furnish, Place and Compact Class II Aggregate Base (4" thick base bid) shall be paid per square foot (SF). Payment for thicker section shall be paid by the base bid plus price per square foot of 2" thick increment and/or by multiplying the base bid if additional handling (additional lift) is required

For example: If a 6" aggregate base section is required the unit price for 4" thick aggregate base installation would be paid as well as the unit price for a 2" incremental increase in the aggregate base price. However, if two lifts of aggregate base are required due to the total aggregate base thickness exceeding a maximum lift thickness for compaction purposes (6"), then the 4" thick price would be applied

for each required lift with the remaining additional thickness being paid for per the 2" incremental price. If a 12" section where required the payment would consist of two times the 4" price and two times the 2" incremental price.

This item includes aggregate base placement, compaction and other cost associated to furnish, place and compact aggregate base under concrete cross gutter complete in place, as shown on the plans or directed by the Engineer. Earthwork shall be paid as Item C, Earthwork.

Compaction testing for aggregate base is required in this contract unless otherwise directed by the Engineer. Initial compaction testing as required shall be paid per Section 9-1.03, "Force Account", of the Standard Specifications. This item also includes compaction test and report generation. Succeeding test on the same area due to failure of initial test shall be borne by the Contractor.

Payment for minor adjustment to grade of utility boxes, valves and other appurtenances shall be included in this item. Major adjustments such as replacement and modification of boxes, valves and other appurtenances shall be done by respective utility companies and payment shall not be included herein.

I-5 Dowel (XG)

Payment for Dowel concrete cross gutter shall be paid per each dowel (Ea.). This item includes furnishing labor, material and equipment for placement of dowels at match line or as shown on the plans.

J – Hot Mix Asphalt Dike (HMAD)

J-1 Sawcut (HMAD)

Payment for the Sawcut of hot mix asphalt (HMA) dike shall be paid per each (Ea.). This item includes sawcutting existing hot mix asphalt dike at match line or as shown on the plans.

J-2 Demolition and Disposal (HMAD)

Payment for Demolition and Disposal of hot mix asphalt dike shall be paid per lineal foot (LF). This item includes all cost associated in the removal and disposal of existing hot mix asphalt dike.

J-3 and J-4 Furnish and Place (HMAD, Type A or Type E)

Payment for Furnish and Place of hot mix asphalt dike, Type A or Type E, shall be paid per lineal foot (LF), respectively. This item includes furnishing labor, material and equipment for form placement, hot mix asphalt placement, finishing and other cost associated to install hot mix asphalt dike complete in place.

K – Wire Mesh

K-1 Furnish and Install Wire Mesh (6x6-W10xW10)

Payment for Furnish and Install Wire Mesh shall be paid per square foot (SF). This item includes labor, material, equipment, fees and other cost associated to install wire mesh complete in place.

L – Tinted Concrete

L-1 Add Integral Color

Payment for Add Integral Color material (tint) to concrete work shall be paid per pound (Lb.). This item includes labor, material, equipment, fees and other cost associated to add integral color (tint) to concrete work complete in place. This unit cost is in addition to bid item "Form, Place and Finish" concrete work, whenever tinted concrete is required.

M – Decomposed Granite Sidewalk (DGSW)

M-1 Furnish, Place and Finish (DGSW, 4" Thick)

Payment for Furnish, Place and Finish decomposed granite sidewalk, 4" thick, shall be paid per square foot (SF). This item includes material, labor and equipment for decomposed granite placement, finishing and other cost associated to install decomposed granite (DG) sidewalk complete in place.

M-2 Furnish, Place and Finish Cement Stabilized Decomposed Granite Sidewalk, 4" Thick (DGSW)

Payment for Furnish, Place and Finish Cement Stabilized Decomposed Granite Sidewalk, 4" thick, shall be paid per square foot (SF). This item includes material, labor and equipment for decomposed granite placement, cement stabilization, finishing and other cost associated to install cement stabilized decomposed granite sidewalk complete in place.

M-3 Furnish, Place and Finish Decomposed Granite Sidewalk with Binder, 4" Thick

Payment for Furnish, Place and Finish Decomposed Granite Sidewalk with Binder, 4" thick, shall be paid per square foot (SF). This item includes material, labor and equipment for decomposed granite placement, binder, finishing and other cost associated to install decomposed granite sidewalk with binder complete in place.

M-4 Furnish and Install 2"x4" Header Board with Stake (DGSW)

Payment for Furnish and Install 2"x4" Header Board with Stake shall be paid per lineal foot (LF). This item includes material, labor and equipment for placement, finishing and other cost associated to furnish and install 2" x 4" header board with stake, complete in place.

N – Hot Mix Asphalt Sidewalk (HMASW)**N-1 Demolition and Disposal (HMASW)**

Payment for Demolition and Disposal of hot mix asphalt (HMA) sidewalk shall be per square foot (SF). This item includes all cost associated in the removal, off haul and disposal of existing hot mix asphalt sidewalk.

N-2 Furnish, Place and Finish (HMASW, 2" Thick)

Payment for Furnish, Place and Finish hot mix asphalt sidewalk, 2" thick, shall be paid per square foot (SF). This item includes material, labor and equipment for hot mix asphalt placement, finishing and other cost associated to install hot mix asphalt sidewalk complete in place.

N-3 Furnish, Place and Compact Class II Aggregate Base (under HMASW)

Payment for Furnish, Place and Compact Class II Aggregate base (4" thick base bid) shall be paid per square foot (SF). Payment for thicker section shall be paid by the base bid plus price per square foot of 2" thick increment and/or by multiplying the base bid if additional handling (additional lift) is required.

For example: If a 6" aggregate base section is required the unit price for 4" thick aggregate base installation would be paid as well as the unit price for a 2" incremental increase in the aggregate base price. However, if two lifts of aggregate base are required due to the total aggregate base thickness exceeding a maximum lift thickness for compaction purposes (6"), then the 4" thick price would be applied for each required lift with the remaining additional thickness being paid for per the 2" incremental price. If a 12" section where required the payment would consist of two times the 4" price and two times the 2" incremental price.

This item includes aggregate base placement, compaction and other cost associated to furnish, place and compact aggregate base under hot mix asphalt sidewalk complete in place, as shown on the plans or directed by the Engineer. Earthwork shall be paid as Item C, Earthwork.

Compaction testing for aggregate base is required in this contract unless otherwise directed by the Engineer. Initial compaction testing as required shall be paid per Section 9-1.03, "Force Account", of the Standard Specifications. This item also includes compaction test and report generation. Succeeding test on the same area due to failure of initial test shall be borne by the Contractor.

Payment for minor adjustment to grade of utility boxes, valves and other appurtenances shall be included in this item. Major adjustments such as replacement and modification of boxes, valves and other appurtenances shall be done by respective utility companies and payment shall not be included herein.

N-4 Furnish and Install 2"x 4" Header Board with Stake (HMASW)

Payment for Furnish and Install 2"x4" Header Board with Stake shall be paid per lineal foot (LF). This item includes material, labor and equipment for placement, finishing and other cost associated to furnish and install 2"x4" header board with stake complete in place.

O – Concrete Street (CST)**O-1 Sawcut (CST)**

Payment for the Sawcut of concrete street (6" thick base bid) shall be paid per lineal foot (LF). Payment for thicker concrete shall be paid by the base bid plus price per linear foot of 1" thick concrete increment. This item includes sawcutting existing concrete street at match line or as shown on the plans.

O-2 and O-3 Demolition and Disposal (CST)

Payment for Demolition and Disposal of concrete street shall be paid per cubic foot (CF) for thickness up to 6" and for thickness greater than 6". This item includes all cost associated in the removal and disposal of existing concrete street.

O-4 Form, Place and Finish (CST)

Payment for Form, Place and Finish of concrete street (6" thick base bid) shall be paid per square foot (SF). Payment for thicker section shall be paid by the base bid plus price per square foot of 1" thick concrete increment. Concrete shall be 3000 psi. This item includes material, labor and equipment for form placement, concrete placement, finishing and other cost associated to install concrete street complete in place, as shown on the plans or directed by the Engineer. Concrete that requires a higher strength or additives, as shown on the plans or directed by the engineer, shall be paid for at these unit prices plus the difference between 3000 psi concrete and higher strength concrete and/or additives.

O-5 Furnish, Place and Compact Class II Aggregate Base (under CST)

Payment for Furnish, Place and Compact Class II Aggregate Base (4" thick base bid) shall be paid per square foot (SF). Payment for thicker section shall be paid by the base bid plus price per square foot of 2" thick increment and/or by multiplying the base bid if additional handling (additional lift) is required.

For example: If a 6" aggregate base section is required the unit price for 4" thick aggregate base installation would be paid plus the unit price for a 2" incremental increase in the aggregate base price. However, if two lifts of aggregate base are required due to the total aggregate base thickness exceeding a maximum lift thickness for compaction purposes (6"), then the 4" thick price would be applied for each required lift with the remaining additional thickness being paid for per the 2" incremental price. If a 12" section were required the payment would consist of two times the 4" price and two times the 2" incremental price.

This item includes aggregate base placement, compaction and other cost associated to furnish, place and compact aggregate base under concrete street complete in place, as shown on the plans or directed by the Engineer. Earthwork shall be paid as Item C, Earthwork.

Compaction testing for aggregate base is required in this contract unless otherwise directed by the Engineer. Initial compaction testing as required shall be paid per Section 9-1.03, "Force Account", of the Standard Specifications. This item includes compaction test and report generation. Succeeding test on the same area due to failure of initial test shall be borne by the Contractor.

Payment for minor adjustment to grade of utility boxes, valves and other appurtenances shall be included in this item. Major adjustments such as replacement and modification of boxes, valves and other appurtenances shall be done by respective utility companies and payment shall not be included herein.

O-6 Furnish and Install Reinforcing Bars (CST)

Payment for Furnish and Install Reinforcing Bars shall be paid per pound (Lb.). This item includes material, labor and equipment to furnish and install Grade 40 or Grade 60 reinforcing bars including tie wires, complete in place, as shown on the plans or directed by the Engineer.

P – Trench and Conform Paving (TCP)

Trench paving shall be defined as paving for trenches three (3) feet wide or less. Conform paving shall be defined as paving areas such as hot mix asphalt (HMA) roadways, parking lots and driveways where the total area is one-hundred (100) square feet or less.

P-1 Sawcut (TCP)

Payment for the Sawcut of hot mix asphalt (2" thick base bid) shall be paid per lineal foot (LF). Payment for thicker hot mix asphalt shall be paid by the base price plus price per linear foot of 1" thick hot mix asphalt increment. This item includes sawcutting existing hot mix asphalt at match line or as shown on the plans.

P-2 and P-3 Demolition & Disposal (TCP)

Payment for Demolition and Disposal of hot mix asphalt shall be paid per cubic foot (CF) for thickness up to 6" and for thickness greater than 6", respectively. This item includes all cost associated in the removal and disposal of existing hot mix asphalt.

P-4 Furnish, Place and Compact Class II Aggregate Base (under TCP)

Payment for Furnish, Place and Compact Class II Aggregate Base (4" thick base bid) shall be paid per square foot (SF). Payment for thicker section shall be paid by the base bid plus price per square foot of 2" thick increment and/or by multiplying the base bid if additional handling (additional lift) is required.

For example: If a 6" aggregate base section is required the unit price for 4" thick aggregate base installation would be paid as well as the unit price for a 2" incremental increase in the aggregate base price. However, if two lifts of aggregate base are required due to the total aggregate base thickness exceeding a maximum lift thickness for compaction purposes (6"), then the 4" thick price would be applied for each required lift with the remaining additional thickness being paid for per the 2" incremental price. If a 12" section were required the payment would consist of two times the 4" price and two times the 2" incremental price.

This item includes aggregate base placement, compaction and other cost associated to furnish, place and compact aggregate base under trench and conform paving complete in place, as shown on the plans or directed by the Engineer. Earthwork shall be paid as Item C, Earthwork.

Compaction testing for aggregate base is required in this contract unless otherwise directed by the Engineer. Initial compaction testing as required shall be paid per Section 9-1.03, "Force Account", of the Standard Specifications. This item includes compaction test and report generation. Succeeding test on the same area due to failure of initial test shall be borne by the Contractor.

Payment for minor adjustment to grade of utility boxes, valves and other appurtenances shall be included in this item. Major adjustments such as replacement and modification of boxes, valves and other appurtenances shall be done by respective utility companies and payment shall not be included herein.

P-5 Furnish, Place and Compact Hot Mix Asphalt (TCP)

Payment for Furnish, Place and Compact Hot Mix Asphalt for trench and conform paving (2" thick, base bid) shall be paid per square foot (SF). Payment for thicker section of hot mix asphalt shall be paid by the base bid plus price per square foot of 1" thick increment and/or by multiplying the base bid if additional handling (additional lift) is required. This item includes material, labor and equipment for hot mix asphalt placement, finishing and other cost associated to install hot mix asphalt for trench and conform paving complete in place, as shown on the plans or directed by the Engineer.

For example: If a 3" thick lift hot mix asphalt is required, the unit price for 2" thick hot mix asphalt would be paid as well as the unit price for a 1" thick hot mix asphalt increment. If a 6" thick deep lift of hot mix asphalt is required, the total quantity per square foot of 2" thick hot mix asphalt would be multiplied by three (3) and would be paid at the contract unit price per square foot of 2" thick hot mix asphalt.

Q – Production Paving (PP)

Production paving shall be defined as paving for trenches great than three (3) feet wide and for paving areas such as hot mix asphalt (HMA) roadways, parking lots and driveways where the total area is greater than one-hundred (100) square foot. This operation includes utilizing conventional paving machines and operations.

Q-1 Sawcut (PP)

Payment for the Sawcut of hot mix asphalt (2" thick base bid) shall be paid per lineal foot (LF). Payment for thicker hot mix asphalt shall be paid by the base price plus price per linear foot of 1" thick hot mix asphalt increment. This item includes sawcutting existing hot mix asphalt at match line or as shown on the plans.

Q-2, Q-3 and Q-4 Demolition and Disposal (PP)

Payment for Demolition and Disposal of hot mix asphalt shall be paid per cubic foot (CF) for thickness up to 6" and for thickness greater than 6", respectively. This item includes all cost associated in the removal and disposal of existing hot mix asphalt. Payment for Demolition by Grinding shall be paid per cubic foot of hot mix asphalt, aggregate base and earth. Payment for Disposal of Grinding shall be paid per cubic foot of grindings.

Q-5 Furnish, Place and Compact Class II Aggregate Base (under PP)

Payment for Furnish, Place and Compact Class II Aggregate Base (4" thick base bid) shall be paid per square foot (SF). Payment for thicker section shall be paid by the base bid plus price per square foot of 2" thick increment and/or by multiplying the base bid if additional handling (additional lift) is required.

For example: If a 6" aggregate base section is required the unit price for 4" thick aggregate base installation would be paid as well as the unit price for a 2" incremental increase in the aggregate base price. However, if two lifts of aggregate base are required due to the total aggregate base thickness exceeding a maximum lift thickness for compaction purposes (6"), then the 4" thick price would be applied for each required lift with the remaining additional thickness being paid for per the 2" incremental price. If a 12" section where required the payment would consist of two times the 4" price and two times the 2" incremental price.

This item includes aggregate base placement, compaction and other cost associated to furnish, place and compact aggregate base under production paving complete in place, as shown on the plans or directed by the Engineer. Earthwork shall be paid as Item C, Earthwork.

Compaction testing for aggregate base is required in this contract unless otherwise directed by the Engineer. Initial compaction testing as required shall be paid per Section 9-1.03, "Force Account", of the Standard Specifications. This item includes compaction test and report generation. Succeeding test on the same area due to failure of initial test shall be borne by the Contractor.

Payment for minor adjustment to grade of utility boxes, valves and other appurtenances shall be included in this item. Major adjustments such as replacement and modification of boxes, valves and other appurtenances shall be done by respective utility companies and payment shall not be included herein.

Q-6 Furnish, Place and Compact Hot Mix Asphalt (PP)

Payment for Furnish, Place and Compact Hot Mix Asphalt for production paving (2" thick base bid) shall be paid per square foot. Payment for thicker section of hot mix asphalt shall be paid by the base bid plus price per square foot of 1" thick increment and/or by multiplying the base bid if additional handling (additional lift) is required. Payment for section of asphalt with varying depth (leveling course) shall be paid per ton. This item includes material, labor and equipment for hot mix asphalt placement, finishing and other cost associated to install hot mix asphalt for production paving complete in place, as shown on the plans or directed by the Engineer.

For example: If a 3" thick lift hot mix asphalt is required, the unit price for 2" thick hot mix asphalt would be paid as well as the unit price for a 1" thick hot mix asphalt increment. If a 6" thick deep lift of hot mix asphalt is required, the total quantity per square foot of 2" thick hot mix asphalt would be multiplied by three (3) and would be paid at the contract unit price per square foot of 2" thick hot mix asphalt.

R – Sign and Sign Post

R-1 Removal and Disposal of Sign and Sign Post

Payment for Removal and Disposal of Sign and Sign Post shall be paid per each (Ea.). This item includes all cost associated in the removal and disposal of existing sign and sign post.

R-2 Salvage and Reinstall Sign and Sign Post

Payment for Salvage and Reinstall Sign and Sign Post shall be paid per each (Ea.). This item includes all cost associated to salvage and reinstall sign and sign post complete in place, as shown on the plan, or directed by the Engineer.

R-3 Install New Sign and Sign Post (City Furnished Sign)

Payment for Install New Sign and Sign Post shall be paid per each (Ea). This item includes labor, material (excluding sign, which will be furnished by the City), equipment, fees and other cost associated to install new sign and sign post completion in place, as shown on the plans, or directed by the Engineer.

S – Storm Drain and Sanitary Sewer

S-1, S-2, S-3 and S-4 Furnish and Install High Density Polyethylene Pipe (HDPE)

Payment for Furnish and Install High Density Polyethylene Pipe (HDPE) shall be paid per lineal foot (LF) of respective pipe diameter. This item includes material, labor and equipment for the furnishing and installation of HDPE pipe. Earthwork shall be paid as Item C, Earthwork. Payment for shoring trenches greater than five (5) feet deep shall be paid per Section 9-1.03, "Force Account", of the Standard Specification. If additional sloping or benching is necessary for trenches greater than five (5) feet deep, the payment of this additional earthwork shall be paid per item C, Earthwork. Use of shoring and/or benching shall be as determined by the Engineer.

S-5, S-6, S-7 and S-8 Furnish and Install Polyvinyl Chloride Pipe (PVC)

Payment for Furnish and Install Polyvinyl Chloride Pipe (PVC) shall be paid per lineal foot (LF) of respective pipe diameter. This item includes material, labor and equipment for the furnishing and installation of PVC pipe. Earthwork shall be paid as Item C, Earthwork. Payment for shoring trenches greater than five (5) feet deep shall be paid per Section 9-1.03, "Force Account", of the Standard Specification. If additional sloping or benching is necessary for trenches greater than five (5) feet deep, the payment of this additional earthwork shall be paid per item C, Earthwork. Use of shoring and/or benching shall be as determined by the Engineer.

S-9, S-10, S-11 and S-12 Furnish and Install Reinforced Concrete Pipe (RCP)

Payment for Furnish and Install Reinforced Concrete Pipe (RCP) shall be paid per lineal foot (LF) of respective pipe diameter. This item includes material, labor and equipment for the furnishing and installation of RCP pipe. Earthwork shall be paid as Item C, Earthwork. Payment for shoring trenches greater than five (5) feet deep shall be paid per Section 9-1.03, "Force Account", of the Standard Specification. If additional sloping or benching is necessary for trenches greater than five (5) feet deep, the payment of this additional earthwork shall be paid per item C, Earthwork. Use of shoring and/or benching shall be as determined by the Engineer.

S-13, S-14, S-15 and S-16 Furnish and Install Vitrified Clay Pipe (VCP)

Payment for Furnish and Install Vitrified Clay Pipe (VCP) shall be paid per lineal foot (LF) of respective pipe diameter. This item includes material, labor and equipment for the furnishing and installation of VCP pipe. Earthwork shall be paid as Item C, Earthwork. Payment for shoring trenches greater than five (5) feet deep shall be paid per Section 9-1.03, "Force Account", of the Standard Specification. If additional sloping or benching is necessary for trenches greater than five (5) feet deep, the payment of this

additional earthwork shall be paid per item C, Earthwork. Use of shoring and/or benching shall be as determined by the Engineer.

S-17 Demolition and Disposal of Concrete Catch Basin or Manhole

Payment for Demolition and Disposal of Concrete Catch Basin or Manhole (4' deep maximum base bid) shall be paid per each (Ea). Payment for demolition and disposal of catch basin or manhole deeper than four (4) feet shall be paid by the base bid (per each) plus price per lineal foot of 1' deep increment. This item includes all cost associated in the removal and disposal of existing concrete catch basin or manhole.

S-18 Install Catch Basin (Standard and Extended Inlet Catch Basin)

Payment for Install Catch Basin (4' deep maximum base bid) shall be paid per each (Ea). Payment for installation of new catch basin deeper than four (4) feet shall be the base bid plus price per lineal foot of 1' deep increment. This item includes material, labor, equipment, including necessary shoring, and other cost associated to install new catch basin complete in place, as shown on the plans or as directed by the Engineer. Payment of curb and gutter along the taper section shall be paid as item E, Concrete Curb and Gutter. Payment for earthwork shall be included in the unit price per each catch basin.

S-19 Install Manhole

Payment for Install Manhole (4' deep maximum base bid) shall be paid per each (Ea). Payment for installation of new manhole deeper than four (4) feet shall be the base bid plus price per lineal foot of 1' deep increment. This item includes material, labor, equipment, including necessary shoring, and other cost associated to install new manhole complete in place, as shown on the plans or as directed by the Engineer. Payment for earthwork shall be included in the unit price per each manhole.

S-20 Install Clean Out

Payment for Install Clean Out shall be paid per each (Ea). This item includes material, labor, equipment, and other cost associated to install clean out complete in place, as shown on the plans or as directed by the Engineer. Payment for earthwork shall be included in the unit price per each clean out.

S-21 Install Curb Drain

Payment for Install Curb Drain shall be paid per each (Ea). This item includes material, labor, equipment, and other cost associated to install curb drain complete in place, as shown on the plans or as directed by the Engineer.

S-22 Install Edge Drain (4" Diameter)

Payment for Install Edge Drain (4" diameter) shall be paid per lineal foot (LF). This item includes material, labor, equipment, and other cost associated to install new edge drain complete in place, as shown on the plans, or as directed by the Engineer.

S-23 Slurry Cement Backfill

Payment for Slurry Cement Backfill shall be paid per cubic foot (CF). This item includes material, labor, transport and equipment for slurry cement backfill placement and other cost associated, including trench plates if necessary, to furnish and install slurry cement backfill complete in place, as shown on the plans, or as directed by the Engineer.

S-24 Drain Rock Backfill

Payment for Drain Rock Backfill shall be paid per cubic foot (CF). This item includes material, labor, transport and equipment for drain rock backfill placement and other cost associated, including trench plates if necessary, to furnish and install drain rock backfill complete in place, as shown on the plans or as directed by the Engineer.

S-25 Repair Sewer Lateral

Payment for Repair Sewer Lateral shall be paid per lineal foot (LF). This item includes material, labor, equipment and other cost associated for repairing sewer laterals, that are in conflict with the proposed construction, complete in place, as shown on the plans or as directed by the Engineer.

T – Railroad Tie Retaining Wall and Steps**T-1 Furnish and Install Railroad Tie Retaining Wall**

Payment for Furnish and Install Railroad Tie Retaining Wall (First Course Base Bid) shall be paid per lineal foot (LF). Payment for taller railroad tie retaining walls shall be paid by the base price plus price per lineal foot of each additional course increment of railroad ties installed. This item includes materials, labor, equipment and other cost associated to furnish and install railroad tie retaining walls complete in place, as shown on the plans or as directed by the Engineer. Earthwork shall be paid as item C, Earthwork, to the limit shown on the plans or as directed by the Engineer. Earthwork cost due to over excavation shall be borne by the Contractor.

T-2 Furnish and Install Railroad Tie Steps

Payment for Furnish and Install Railroad Tie Steps shall be per lineal foot (LF) of railroad ties placed. This item includes material, labor, equipment and other cost associated to furnish and install railroad tie steps complete in place, as shown on the plans or as directed by the Engineer.

U – Wood Retaining Wall (4"x 4" Posts with 3"x12" Planks)**U-1, U-2, U-3 and U-4 Furnish and Construct Wood Retaining Wall**

Payment for Furnish and Construct Wood Retaining Wall shall be paid per linear foot (LF) of respective retaining wall height. Wood retaining walls shall be constructed with 4"x4" posts and 3"x12" planks. This item includes material, labor, equipment and other cost associated to furnish and construct wood retaining walls complete in place as specified herein, as shown on the plans or as directed by the Engineer. Also included in this item is furnishing and placing of concrete footings. Earthwork shall be paid as Item C, Earthwork, to the limits as specified herein, as shown on the plans or as directed by the Engineer. Earthwork cost due to over excavation shall be borne by the Contractor.

V – Masonry Retaining Wall (MRW)**V-1 Furnish and Construct Concrete Foundation (MRW)**

Payment for Furnish and Construct Concrete Foundation for masonry retaining walls shall be paid per square foot (SF). This item includes material, labor, equipment and other cost associated to furnish and construct concrete foundation complete in place, as shown on the plans or as directed by the Engineer. Earthwork shall be paid as Item C, Earthwork, to the limits as specified herein, as shown on the plans or as directed by the Engineer. Earthwork cost due to over excavation shall be borne by the contractor.

V-2 Furnish and Install Reinforcing Bars (MRW)

Payment for Furnish and Install Reinforcing Bars for masonry retaining walls shall be paid per pound (Lb). This item includes material, labor, equipment and other cost associated to furnish and install reinforcing bars, including tie wires, complete in place, as shown on the plans or as directed by the Engineer.

V-3 Furnish and Construct Masonry Retaining Wall

Payment for Furnish and Construct Masonry (Concrete Masonry Unit, CMU) Retaining Wall shall be paid per square foot (SF). This item includes material, labor, equipment and other cost associated to furnish and construct masonry retaining wall complete in place, as shown on the plans or as directed by the Engineer. Earthwork shall be paid per Item C, Earthwork, to the limits as specified herein, as shown on the plans or as directed by the Engineer. Cost due to over excavation shall be borne by the contractor.

W – Concrete Retaining Wall (CRW)**W-1 Furnish and Construct Concrete Foundation (CRW)**

Payment for Furnish and Construct Concrete Foundation for concrete retaining walls shall be paid per square foot (SF). This item includes material, labor, equipment and other cost associated to furnish and construct concrete foundation complete in place, as shown on the plans or as directed by the Engineer. Earthwork shall be paid as Item C, Earthwork, to the limits as specified herein, as shown on the plans or as directed by the Engineer. Earthwork cost due to over excavation shall be borne by the contractor.

W-2 Furnish and Install Reinforcing Bars (CRW)

Payment for Furnish and Install Reinforcing Bars for concrete retaining walls shall be paid per pound (Lb). This item includes material, labor, equipment and other cost associated to furnish and install reinforcing bars, including tie wires, complete in place, as shown on the plans or as directed by the Engineer.

W-3 Furnish and Construct Concrete Retaining Wall

Payment for Furnish and Construct Concrete Retaining Wall shall be paid per square foot (SF). This item includes material, labor, equipment and other cost associated to furnish and construct concrete retaining wall complete in place, as shown on the plans or as directed by the Engineer. Earthwork shall be paid per Item C, Earthwork, to the limits as specified herein, as shown on the plans or as directed by the Engineer. Earthwork cost due to over excavation shall be borne by the contractor.

X – Handrail**X-1 and X-2 Furnish and Install Wood Handrail (Attached to Retaining Wall or Freestanding)**

Payment for Furnish and Install Wood Handrail shall be paid per linear foot (LF) of handrail attached to a retaining wall or freestanding. This item includes material, labor, equipment and other cost associated to furnish and install wood handrail complete in place, as shown on the plans or as directed by the Engineer.

X-3 and X-4 Furnish and Install 1 ½" Diameter Galvanized Steel Pipe Handrail (Attached to Retaining Wall or Freestanding)

Payment for Furnish and Install 1 ½" Diameter Galvanized Steel Pipe Handrail shall be paid per linear foot (LF) of handrail attached to a retaining wall or freestanding. This item includes material, labor, equipment and other cost associated to furnish and install galvanized steel pipe handrail complete in place, as shown on the plans or as directed by the Engineer.

Y – Street and Parking Lot Lighting**Y-1 Furnish and Install Light Post and Fixture (Street and Parking Lot)**

Payment for Furnish and Install Light Post and Fixture shall be paid per each (Ea) street or parking lot light post and fixture. This item includes material, labor, equipment and other cost associated to furnish and install street or parking lot light post and fixture complete in place, as shown on the plans or as directed by the Engineer. This item also includes post, foundation, earthwork, fixture, pull box, wiring from fixture to pull box and tie in for a complete and operational street or parking lot light.

Y-2 and Y-3 Install Conduit and Conductor

Payment for Install Conduit and Conductor shall be paid per lineal foot (LF) of respective item. This item includes material, labor, equipment and other cost associated to furnish and install 1" diameter conduit and conductors complete in place, as shown on the plans or as directed by the Engineer. This item also includes tie in necessary for a complete and operational street or parking lot light. Earthwork shall be paid as Item C, Earthwork. Earthwork cost due to over excavation shall be borne by the contractor.

Y-4 Install Electric Pull Box

Payment for Install Electric Pull Box shall be paid per each (Ea). This item includes material, labor, equipment and other cost associated to install electric pull box complete in place, as shown on the plans areas directed by the Engineer. Earthwork shall be paid per Item C, Earthwork. Earthwork cost due to over excavation shall be borne by the contractor.

Z – Traffic Control

Payment for standard traffic control as needed shall be included in various unit prices of the project. Standard traffic control for any single project shall include up to the following:

- 16 Vinyl Signs (of appropriate type for the given project) with Stands
- 100 24" Traffic Cones with Reflective Bands

- 50 Class 1 Barricades
- 50 Class 1 Barricades with flashers
- 4 Class 3 Barricades
- 50 Delineators with Reflective Bands
- Paper Traffic Signage as Needed

The City shall pay for 50% of the cost of flagging in accordance with Section 12-1.03, "Flagging Costs" of the Standard Specifications.

All other traffic control shall be paid per Section 9-1.03, "Force Account", of the Standard Specifications except those for which there is a specific bid item.

Z-1 Changeable Message Sign

Payment for Changeable Message Sign, when required by the Engineer, shall be paid per day. This item includes material, labor, equipment and other cost associated to furnish, place, operate and maintain changeable message boards as required.

Z-2 Flag person

Payment for Flag person, when required by the Engineer, shall be paid per hour (Hr). This item includes 50% of the cost for labor, equipment and other cost associated to furnish competent flag person(s) during construction operations.

AA – Construction Staking

AA-1 Construction Staking

Payment for Construction Staking, when required by the Engineer, shall be paid per hour (Hr). This item includes material, labor, equipment and other cost associated to furnish construction staking.

BB – Fence and Gates

BB-1 Removal and Disposal of Fence and Gates

Payment for Removal and Disposal of Fence and Gates shall be paid per linear foot (LF). This item includes all cost associated in the removal and disposal of existing fence and gates.

BB-2 Furnish and Install Chain-link Fence

Payment for Furnish and Install Chain-link Fence shall be paid per linear foot (LF) of fencing for heights six (6) feet and less and heights over six (6) feet, respectively. This item includes material, labor, equipment, earthwork, foundation and associated hardware and other cost associated to furnish and install chain-link fence complete in place, as shown on the plans or as directed by the Engineer. This item also includes earthwork, foundation and associated hardware necessary for complete chain-link fence and gates.

BB-3 Furnish and Install Gate

Payment for Furnish and Install Gate shall be paid per square foot (SF). This item includes material, labor, equipment and other cost associated to furnish and install gates complete in place, as shown on the plans or as directed by the Engineer.

BB-4 Furnish and Install Strand of Barbed Wire on Top of Chain-link Fence and Gates

Payment for Furnish and Install Strand of Barbed Wire on top of Chain-link Fence and Gates shall be paid per linear foot (LF) of fencing for heights three (3) feet and less and heights over three (3) feet, respectively. This item includes material, labor, equipment and other cost associated to furnish and install strands of barbed wire on top of chain-link fence and gates, complete in place, as shown on the plans or as directed by the Engineer.

CC – ADA Access Ramps (ADA Ramps)**CC-1 Form, Place and Finish (ADA Ramps)**

Payment for Form, Place and Finish of concrete Americans with Disabilities Act (ADA) compliant ramps shall be paid per square foot (SF) as measured on all finished vertical and horizontal concrete surfaces. This item includes material, labor, and equipment for form placement, concrete placement, finishing and other costs associated to install concrete ADA compliant ramps complete in place, as shown on the plans or as directed by the Engineer.

DD – Brick Surfacing (Brick)**DD-1 Sawcut (Brick)**

Payment for Sawcut of brick surfacing on concrete underslab (4" thick base bid) shall be paid per linear foot (LF). Payment for thicker brick surfacing on concrete underslab shall be paid by the base bid plus price per linear foot of 1" thick brick surfacing on concrete underslab increment. This item includes sawcutting existing brick surfacing and/or concrete underslab at match line, as shown on the plans or as directed by the Engineer.

DD-2 Demolition and Disposal (Brick)

Payment for Demolition and Disposal of brick surfacing on concrete underslab shall be paid per cubic foot (CF). This item includes all costs associated in the removal and disposal of existing brick surfacing on concrete underslab.

DD-3 Furnish, Place and Finish Brick Surfacing (On Concrete Underslab)

Payment for Furnish, Place and Finish Brick Surfacing on concrete underslab shall be paid per square foot (SF). This item includes material, labor and equipment for furnishing, placement, finishing and other cost associated to install brick surfacing on concrete underslab complete in place, as shown on the plans or as directed by the Engineer. This item also includes concrete underslab, thin set mortar bed and grout.

DD-4 Repair Brick Surfacing (on Concrete Underslab)

Payment for Repair Brick Surfacing on concrete underslab shall be paid per square foot (SF). This item includes material, labor equipment and other cost associated to repair brick surfacing on concrete underslab complete in place, as shown on the plans or as directed by the Engineer. This item also includes thin set mortar bed and grout. Any new brick required to be purchased by the Contractor and any concrete underslab repair work needed shall be reimbursed in the terms of extra work and paid per Section 9-1.03, "Force Account" of the Specifications.

DD-5 Dowel (Brick)

Payment for Dowel concrete underslab shall be paid per each (Ea). This item includes furnishing labor, material and equipment for placement of dowels at match line or as shown on the plan.

DD-6 Furnish, Place and Finish Brick Surfacing (on Sand Bedding)

Payment for Furnish, Place and Finish Brick Surfacing on sand bedding shall be paid per square foot (SF). This item includes material, labor and equipment for furnishing, placement, finishing and other cost associated to install brick surfacing on sand bedding complete in place, as shown on the plans or as directed by the Engineer. This item also includes sand bedding and joint sand or grout.

DD-7 Repair Brick Surfacing (on Sand Bedding)

Payment for Repair Brick Surfacing on sand bedding shall be paid per square foot (SF). This item includes material, labor, equipment and other cost associated to repair brick surfacing on sand bedding complete in place, as shown on the plans or as directed by the Engineer. This item also includes the removal and/or addition of sand bedding, joint sand and grout. Any new bricks required to be purchased by the Contractor shall be reimbursed in the terms of extra work and paid per Section 9-1.03, "Force Account", of the Standard Specifications.

EE – Paver Surfacing (Paver)**EE-1 Sawcut (Paver)**

Payment for the Sawcut of paver surfacing on concrete under-slab (4" thick base bid) shall be paid per linear foot (LF). Payment for thicker paver surfacing or concrete underslab shall be paid by the base bid plus price per linear foot of 1" thick paver surfacing on concrete underslab increment. This item includes sawcutting existing paver surfacing and/or concrete underslab at match line, as shown on the plans or as directed by the Engineer.

EE-2 Demolition and Disposal (Paver)

Payment for Demolition and Disposal of paver surfacing on concrete underslab shall be paid per cubic foot (CF). This item includes all costs associated in the removal and disposal of existing paver surfacing on concrete underslab.

EE-3 Furnish, Place and Finish Paver Surfacing (on Concrete Underslab)

Payment for Furnish, Place and Finish Paver Surfacing on concrete underslab shall be paid per square foot (SF). This item includes material, labor and equipment for furnishing, placement, finishing and other cost associated to install paver surfacing on concrete underslab complete in place, as shown on the plans or as directed by the Engineer. This item also includes concrete underslab, thin set mortar bed and grout.

EE-4 Repair Paver Surfacing (on Concrete Underslab)

Payment for Repair Paver Surfacing on concrete underslab shall be paid per square foot (SF). This item includes material, labor, equipment and other cost associated to repair paver surfacing on concrete underslab complete in place, as shown on the plans or as directed by the Engineer. This item also includes thin set mortar bed and grout. Any new pavers required to be purchased by the Contractor and any concrete underslab repair work needed shall be reimbursed in the terms of extra work and paid per Section 9-1.03, "Force Account", of the Standard Specifications.

EE-5 Dowel (Paver)

Payment for Dowel concrete underslab shall be paid per each (Ea). This item includes furnishing labor, material and equipment for placement of dowels at match lines or as shown on the plans.

FF – Concrete Interlocking Pavers**FF-1 Furnish, Place and Finish Concrete Interlocking Pavers**

Payment for Furnish, Place and Finish Concrete Interlocking Pavers shall be paid per square foot (SF). This item includes material, labor and equipment for furnishing, placement, finishing and other cost associated to install concrete interlocking pavers complete in place, as shown on the plans or as directed by the Engineer. This item also includes bedding and joint sand.

GG – Stone Wall**GG-1 Furnish and Construct Stone Wall**

Payment for Furnish and Construct Stone Wall shall be paid per square foot (SF). This item includes material, labor, equipment and other cost associated to furnish and construct stone wall complete in place, as shown on the plans or as directed by the Engineer. For bidding purposes, consider golden granite as the material. However, types of stone materials may vary from site to site, depending upon conditions and surrounding hardscape. Labor costs shall be considered the same for all stone work unless special circumstances require additional labor costs. Additional labor costs shall be agreed to and approved by the City prior to performing any work.

HH – Concrete Sidewalk Slicing**HH-1 Concrete Sidewalk Slicing**

Payment for Concrete Sidewalk Slicing shall be paid per inch-foot (In-Ft). Concrete sidewalk slicing shall be measured by computing the average height of uplifted sidewalk edge to be sliced (inches) multiplied

by the length of slice (feet) measured along the same uplifted edge. This item includes furnishing labor, materials and equipment required to slice uplifted concrete edges at an angle within code requirements complete in place, as shown on the plan or as directed by the Engineer. This item also includes all costs incurred for the disposal of waste material. Costs for additional repair work to any work improperly performed shall be borne by the Contractor.

II – Premium Labor

II-1 Premium Labor (City)

Payment for Premium Labor on City projects shall be paid as an adjustment factor percentage (AF%) to the Total Base Bid. This item includes all costs associated with premium labor. Premium labor is defined as labor required by the City to be performed outside approved weekday (M-F) construction hours. Approved construction hours are limited to 7:00 am to 7:00 pm Monday through Friday, 8:00 am to 6:00 pm Saturday and 10:00 am to 5:00 pm Sunday (Ordinance 3374, September 2006). Contractors wishing to perform labor outside approved construction hours may do so at the written authorization of the City but may not apply the premium labor adjustment factor percentage (AF%) to such work.

ANCILLARY ITEMS

Payment for any items that do not have instruction indicating where expenses for said items are to be accounted for are to be considered ancillary to the work and accounted for in every one of the lump sum or unit price items and no additional compensation will be allowed therefor.

LUMP SUM PRICE BREAKDOWN

Immediately after award of the contract, the contractor shall submit a cost breakdown list to the Engineer for all Lump Sum Bid items. The list shall consist of major elements of work that make up the item and shall be used for determining progress pay estimates.

BID CLARIFICATION

Award of contract, if any be made, shall be made to the Contractor with the lowest responsive responsible bid based on the Total Base Bid (Items A-1-a through HH-1-a).

Pursuant to the provisions of the California Public Contract Code Section 20103.8, City reserves the option to award any or all the additive bid items in addition to the original contract after the lowest responsive responsible Bidder has been determined, should the City later obtain additional funding for additive alternatives not awarded with the original contract.

For responsible bidder as it pertains to this contract, see Part I, Responsible Bidder.

Unit and lump sum prices shall be for items in place, as shown on the Plans, including all labor, materials, equipment, taxes, and incidentals necessary for a complete job.

Whenever unit prices are required and there is an incorrect extension thereof, the unit price correctly extended shall prevail and the total bid shall be corrected to reflect the correct extension. If a bid item amount is zero, enter zero. If a bid item is included elsewhere, enter "included". Do not enter "N/A" into the Bid Schedule.

The foregoing quantities are approximate only, being given as a basis for comparison of bids, and the City of Monterey does not, expressly or by implication, agree that the actual amount of work will correspond therewith, but reserves the right to increase or decrease the amount of work by twenty-five percent (25%) or to omit portions of the work as may be deemed necessary by the Engineer.

The amount of work to be requested during the twelve-month contract period cannot be well defined at the outset. The bidder agrees to do the work on an on-call basis in such increments and at such times and locations as will be defined in written requirements to be issued by the City as the need arises. The bidder agrees that the offer to do the work at the unit prices submitted with the bid schedule remains in effect for all written work requirements as herein described and issued by the City during the twelve month period beginning with the effective date of the Notice to Proceed or until the exhaustion of the annual funding limit, whichever occurs first. No minimum annual dollar value of work is guaranteed by the City.

The cost of individual projects under this contract shall be the sum of all bid items necessary to complete such project. The bid items shall be calculated by multiplying the total bid item quantity by the corresponding unit price. The corresponding unit price shall be the "quantity increment" level or tier of bid item. Such that, for bid items with a total quantity of 90, the corresponding unit price shall be tier "a" (1-100), and for a total quantity of more than 100, the corresponding unit price shall be tier "b" (100+).

The "Quantity Increment" column of the bid schedule defines the quantities at which price break points shall occur for the unit price of the various bid items. Unit prices for larger quantities apply when work on a single "Work Order" of multiple locations within ¼ mile radius.

The "Estimated Quantity" column of the bid schedule defines quantities to be used in calculating a bid amount for each bid item and unit price. The quantities listed will serve only to permit the calculation of bid amounts which, when totaled, shall provide the basis for comparison of bids and selection of the lowest qualified bidder. A unit price and bid amount must be entered for every bid item in order for a bid proposal to be considered for award of contract.

All costs associated with obtaining the bonds and insurance required by this contract shall be included in the unit prices for work items. In the event that no work is issued by the City during the course of the contract, the Contractor shall be responsible for any and all costs associated with meeting the contract requirements.

The intent of this contract is to provide the City with a readily available work force for repairs to existing facilities and emergency repairs of any value up to the Contract limit, and for new construction on City projects of any value up to \$60,000, as the City deems appropriate. This contract does not give the Contractor exclusive rights to perform all work done by the City; certain projects will be sent for bid proposal throughout the term of the contract which may include this type of work.

Bidders may withdraw or revise their bid personally, or upon a written or telegraphic request, or by FAX (the City's FAX number is 646-3702), at any time prior to the hour set for the opening of bids, but not thereafter; however, the City shall not accept faxed copies of bid bonds, affidavits or any other documents where an original document or signature is required by these Specifications. Bids may not be withdrawn for the time period specified in BID VALIDITY of Part I.

The **Noncollusion Affidavit** included in this document shall be executed and submitted with each bid. The **Local Hire Certification** included in this document shall be executed and submitted with each bid, except in the following cases: 1) informal bids (i.e., under \$65,000); 2) whenever a state or federal law or regulation applicable to a particular contract prohibits the provision of a local hire requirement; or 3) whenever the City, in accordance with the requirements of the City Code or state law, determines that the contract is necessary to respond to an emergency which endangers the public health, safety, or welfare; or 4) whenever the City determines that a suitable pool of persons providing specialized skills does not exist locally for a specific public works project.

DECLARATION OF BIDDER RE: LICENSE QUALIFICATIONS

Bidder certifies he/she possesses a license in accordance with a State Act providing for the registration of Contractors. License No. _____, Class: _____, Expiration date: _____.

THE FOREGOING INFORMATION IS TRUE AND CORRECT AND IS EXECUTED UNDER PENALTY OR PERJURY IN

_____ COUNTY, CALIFORNIA, ON _____, 201__.

Name of Firm: _____

Address: _____

Telephone: _____

Email: _____

(If firm is an individual, so state. If a firm or co-partnership, state the firm name and give the names of person authorized to execute the declaration on its behalf.)

FAILURE TO PROVIDE ANY OF THE INFORMATION REQUIRED HEREIN INCLUDING CONTRACTOR SIGNATURES MAY RESULT IN YOUR BID BEING DEEMED NON-RESPONSIVE

Signature Printed Name and Title

The Bidder shall list below any and all addenda issued for this project. Failure to list issued addenda will result in a non-responsive bid:

ADDENDA

DATE RECEIVED

1. _____	_____
2. _____	_____
3. _____	_____
4. _____	_____

The Bidder shall list below jobs of a similar nature completed by Bidder's organization within the past three (3) years:

Date Completed	Dollar Amount	Agency Name	Type Of Job	Project Location
_____	_____	_____	_____	_____
_____	_____	_____	_____	_____
_____	_____	_____	_____	_____
_____	_____	_____	_____	_____
_____	_____	_____	_____	_____

The Bidder shall list below the name, the location of the place of business, and the California contractor license number of any subcontractors proposed to perform work or labor or render service on this project, or a subcontractor licensed by the State of California who will specially fabricate and install a portion of the work or improvement according to detailed drawings contained in the plans and specifications of this project, whose work is in excess of one-half of 1 percent of the Bidder's total bid or, in the case of bids or offers for the construction of streets or highways, including bridges, in excess of one-half of 1 percent of the Bidder's total bid or ten thousand dollars (\$10,000), whichever is greater:

1	DBE (Y/N)	License No.	Subcontractor Name	Subcontractor Place of Business
	Item No.	Amount (\$) or % of Bid Item	Trade/Description of Work	
2	DBE (Y/N)	License No.	Subcontractor Name	Subcontractor Place of Business
	Item No.	Amount (\$) or % of Bid Item	Trade/Description of Work	
3	DBE (Y/N)	License No.	Subcontractor Name	Subcontractor Place of Business
	Item No.	Amount (\$) or % of Bid Item	Trade/Description of Work	
4	DBE (Y/N)	License No.	Subcontractor Name	Subcontractor Place of Business
	Item No.	Amount (\$) or % of Bid Item	Trade/Description of Work	
5	DBE (Y/N)	License No.	Subcontractor Name	Subcontractor Place of Business
	Item No.	Amount (\$) or % of Bid Item	Trade/Description of Work	
6	DBE (Y/N)	License No.	Subcontractor Name	Subcontractor Place of Business
	Item No.	Amount (\$) or % of Bid Item	Trade/Description of Work	
7	DBE (Y/N)	License No.	Subcontractor Name	Subcontractor Place of Business
	Item No.	Amount (\$) or % of Bid Item	Trade/Description of Work	

**NONCOLLUSION AFFIDAVIT TO BE EXECUTED BY BIDDER, LEGALLY NOTARIZED AND
SUBMITTED WITH BID**

State of California)
) ss.
County of _____)

_____, being first duly sworn, deposes and says that he or she is
_____ of _____, the party making the foregoing bid; that the bid is
not made in the interest of, or on behalf of, any undisclosed person, partnership, company, association,
organization, or corporation; that the bid is genuine and not collusive or sham; that the Bidder has not
directly or indirectly induced or solicited any other bidder to put in a false or sham bid, and has not directly or
indirectly colluded, conspired, connived or agreed with any Bidder or anyone else to put in a sham bid, or
that anyone shall refrain from bidding; that the Bidder has not in any manner, directly or indirectly, sought by
agreement, communication, or conference with anyone to fix the bid price of the Bidder or any other Bidder,
or to fix any overhead, profit, or cost element of the price bid, or of that of any other Bidder; or to secure any
advantage against the public body awarding the contract of anyone interested in the proposed contract; that
all statements contained in the bid are true; and, further, that the Bidder has not, directly or indirectly,
submitted his or her bid price or any breakdown thereof, or the contents thereof, or divulged information or
data relative thereto, or paid, and will not pay, any fee to any corporation, partnership, company association,
organization, bid depository, or to any member or agent thereof to effectuate a collusive or sham bid; and
that the bid is not made in the interest of, or on behalf of, any member of the Monterey City Council or any
City officer or employee.

Signed: _____

State of _____)
) ss.
County of _____)

On _____ before me, _____
Date Name and Title of the Officer

Notary Public, personally appeared _____
Name(s) of Signer(s)

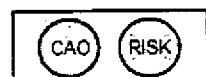
who proved to me on the basis of satisfactory evidence to be
the person(s) whose name(s) is/are subscribed to the within
instrument and acknowledged to me that he/she/they
executed the same in his/her/their authorized capacity(ies),
and that by his/her/their signature(s) on the instrument the
person(s), or the entity upon behalf of which the persons(s)
acted, executed the instrument.

I certify under PENALTY OF PERJURY under the laws of the
State of California that the foregoing paragraph is true and
correct.

WITNESS my hand and official seal.

(notary seal or stamp)

Notary's Signature



DEBARMENT AND SUSPENSION CERTIFICATION

The Bidder, under penalty of perjury, certifies that, except as noted below, he/she or any other person associated therewith in the capacity of owner, partner, director, officer, manager:

- Is not currently under suspension, debarment, voluntary exclusion, or determination of ineligibility by any state, federal, or local agency;
- Has not been suspended, debarred, voluntarily excluded or determined ineligible by any state, federal, or local agency within the past 3 years;
- Does not have a proposed debarment pending; and
- Has not be indicted, convicted, or had a civil judgment rendered against it by a court of competent jurisdiction in any matter involving fraud or official misconduct within the past 3 years.

If there are any exceptions to this certification, insert the exceptions in the following space.

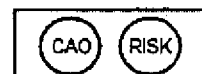
Exceptions will not necessarily result in denial of award, but will be considered in determining Bidder responsibility. For any exception noted above, indicate below to whom it applies, initiating agency, and dates of action.

Notes: Providing false information may result in criminal prosecution or administrative sanctions.

I declare under penalty of perjury that the foregoing is true and correct and that this certification is signed this _____ day of _____, 201____ in _____ County, California.

Signature

Printed Name and Title



Local Hiring Requirement

All Contractors who submit bids, or proposals, to construct or provide work on any City of Monterey Public Works project, or for any other Public Works construction, or improvement, on City property must comply with Monterey City Code Article 2 of Chapter 28, which sets forth the requirements regarding the Local Hiring Requirement for Public Works Projects. A copy of Monterey's Local Hiring Requirement Ordinance is available at the City Clerk's Office; Bidders are responsible for familiarizing themselves with the contents thereof before signing the certifications required below.

Among other requirements, this ordinance requires the Contractor to promise to make a good-faith effort to hire qualified individuals who are residents of the Monterey Bay Area (Monterey, Santa Cruz and San Benito Counties), in sufficient numbers so that no less than fifty percent (50%) of the Contractor's total construction work force, including subcontractor work force, measured in labor work hours, is comprised of Monterey Bay area residents. This same requirement applies to all subcontractors.

Every Bidder must complete and sign under penalty of perjury a Certification of Good-Faith effort to Hire Monterey Bay Area Residents, on the form provided, and submit said Certification with the sealed bid no later than the date and time of the bid opening. Bidder shall attach to the Certification documentary evidence supporting Bidder's promise to meet, or to make a good-faith effort to meet, the local hiring goal.

Contractor shall include in each and every subcontract relating to the project the requirement that the subcontractor promises to make a good faith effort to hire qualified individuals who are residents of the Monterey Bay Area. Contractor shall be responsible for subcontractor's compliance.

Prior to submitting bids, Bidders shall ensure that any and all subcontractors listed in their bids are not disqualified at that time pursuant to Section 28-78 of the City ordinance referenced above. Prospective contractors may consult the list, available from the City Clerk, of contractors and subcontractors, if any, who are currently disqualified.

The local hiring requirement shall not apply under the following circumstances:

- (a) Informal Bids, or
- (b) Whenever a state or federal law or regulation applicable to a particular contract prohibits the provision of a local hire requirement; or
- (c) Whenever the City, in accordance with the requirements of the Code or state law, determines that the contract is necessary to respond to an emergency which endangers the public health, safety, or welfare; or
- (d) Whenever the City determines that a suitable pool of persons providing specialized skills does not exist locally for a specific public works project. An example would be marine-related pile drivers.

**Certification of Good-Faith Effort to Hire Monterey Bay Area Residents
(Prime Contractor – To be Submitted with Bid)**

I, _____, a licensed contractor, or responsible managing officer;
of the company known as _____,
do hereby certify, under penalty of perjury, that I have met, or made a good-faith effort to meet, the
requirements set forth in Monterey City Code Article 2 of Chapter 28. Further, I certify that during the
performance of the contract, I shall keep an accurate record on a standardized form showing the name,
place or residence, trade classification, hours employed, proof of qualified individual status, per diem
wages and benefits of each person employed by the company on the specific public works project,
including full-time, part-time, permanent, and temporary employees, and provide such records to the City
upon request, within five working days. I understand that I am responsible for insuring that any
subcontractor working under my direction, complies with this ordinance, including submitting a
Certification of Good Faith Effort to Hire Monterey Bay Residents, and to keeping accurate records as
described above.

Signature

Printed Name and Title

Date

**Certification of Good-Faith Effort to Hire Monterey Bay Area Residents
(Subcontractor – To be Completed by Subcontractor After Bid is Awarded)**

I, _____, a licensed contractor, or responsible managing officer,
of the company known as _____,
do hereby certify, under penalty of perjury, that I have met, or made a good-faith effort to meet, the
requirements set forth in Monterey City Code Article 2 of Chapter 28. Further, I certify that during the
performance of the contract, I shall keep an accurate record on a standardized form showing the name,
place or residence, trade classification, hours employed, proof of qualified individual status, per diem
wages and benefits of each person employed by the contractor on the specific public works project,
including full-time, part-time, permanent, and temporary employees, and provide such records to the City
upon request, within five working days. I understand that I am responsible for insuring that any
subcontractor working under my direction, complies with this ordinance, including submitting a
Certification of Good Faith Effort to Hire Monterey Bay Residents, and to keeping accurate records as
described above.

Signature

Printed Name and Title

Date

(THIS PAGE INTENTIONALLY LEFT BLANK)

[INSERT APPROPRIATE PART III SPECIFICATION
AND DELETE THIS AND THE FOLLOWING PAGE]

(THIS PAGE INTENTIONALLY LEFT BLANK)

[Delete this page after inserting appropriate Part III Specification]

**MUNICIPAL IMPROVEMENTS ON-CALL CONTRACT 2015 – 2016
FOR CITY PROJECTS**

SPECIAL PROVISIONS

GENERAL

The work, in general, consists of furnishing labor, material and equipment for the construction of Municipal Improvements. These improvements include repair, replacement and construction of curb, gutter, sidewalks, sidewalk crossing, curb ramps, cross gutters, concrete and hot mix asphalt pavement, dikes, decomposed granite sidewalks, retaining walls, storm drain system, sewer line system lighting, brick surfacing, paver surfacing, interlocking pavers, sawcutting uplifted portions of sidewalks and miscellaneous associated work at such times and locations as required. The work shall be located in the City of Monterey.

The City shall notify the Contractor of the work to be done. Contractor shall submit cost estimates based on the project plans, scope of work and accepted unit prices described in the Proposal.

The plans and specifications are intended to be in imperial units of measurements. Some specifications and plans may be in metric units. It shall be the responsibility of the contractor to convert units for the purpose of submission of cost proposal.

The Contract documents include the Noncollusion Affidavit, insurance certificates, these specifications, addenda (if any) and other documents as noted in Part III.

PLANS AND SPECIFICATIONS

A component in one Contract part applies as if appearing in each. The parts are complementary and describe and provide for a complete work. The work embraced herein shall be done in accordance with the appropriate provisions of the Standard Specifications insofar as the same may apply, and in accordance with the specifications and plans. In case of conflict between the Standard Specifications, Standard Plans, and these Special Provisions and the Plans, the order of precedence shall be as follows:

Special Provisions shall take precedence over Plans and the Plans shall take precedence over Standard Specifications and Standard Plans. These Special Provisions shall also take precedence over conflicting portions of the "General Provisions, Part III" of these project specifications.

CONTRACT BONDS

For Bid Bond requirements, see Part I, Bid Bond, of these Specifications.

The Contractor, at the time of signing and executing the contract, shall execute and file with the City a performance bond to the satisfaction and approval of said City, in a sum of not less than one hundred percent (100%) of the amount of the contract conditional upon the faithful performance of the contract. For additional information, see Guarantees elsewhere in these specifications.

The Contractor, at the time of signing and executing any contract in excess of twenty-five thousand dollars (\$25,000), shall execute and file with the City a payment bond (public works labor and materials bond) to the satisfaction and approval of said City, in a sum of one hundred percent (100%) of the amount of the contract in accordance with Public Contract Code §.9550 et seq.

The surety shall be an admitted carrier in California with a valid surety license and possess a minimum rating from A. M. Best Company of A-VII. The Surety and/or co-sureties must be listed as an acceptable surety on federal bonds by the United States Department of the Treasury, subject to the maximum

amount shown in the listing. If co-sureties are used, their bonds shall be on a joint and several basis.

Notwithstanding the above, the Contractor may substitute adequate securities for any bond called for under the provisions of these Specifications as set forth in Public Contracts Code Section 22300. Alternate security substitutions shall be submitted to the City no later than ten (10) days after written notice that a contract has been awarded to the contractor to allow processing and escrow agreement for in lieu security.

The Contractor shall submit the contract with his signature affixed thereto, required bonds or alternate security and evidence of insurance that conforms to the contract within fifteen (15) calendar days after written notice that a contract has been awarded to him.

The Contractor shall maintain the performance bond in full force and effect during the guarantee period for the purpose of insuring that said repairs or replacements will be made, or may, at the Contractor's option, replace said performance bond for a similar bond in the amount of twenty percent (20%) of the total contract amount, including adjustments, or the original performance bond, whichever is greater.

TIME LIMITS

The Contractor shall submit the contract with his signature affixed thereto, required bonds or alternative security and evidence of insurance that conforms to the contract within fifteen (15) calendar days after written notice that a contract has been awarded to him.

A Notice to Proceed for this on-call contract will be issued upon receipt of the foregoing documents. The Contractor shall be ready to commence work within fourteen (14) calendar days after the effective date of the Notice to Proceed. A project specific work order notice shall be issued for each project to be performed under this on-call contract and shall serve as the Notice to Proceed for that specific project.

The Contractor shall diligently prosecute the contract to completion on or before the expiration of contract timeline stated on the work order. The Contractor shall accomplish the required work within the following timelines. Construction timelines shall be as follows unless additional time is authorized by the Engineer.

For each work order valued at:

Less than \$5,000
\$5,000 to \$9,999
\$10,000 to \$24,999
\$25,000 or over

Construction Timelines:

7 calendar days
14 calendar days
21 calendar days
To be individually negotiated

The terms of this on-call contract shall remain in effect for one year from the effective date of the Notice to Proceed or until the contract amount of \$1,000,000 plus California Consumer Price Index Adjustment is spent, whichever comes first.

LICENSES AND PERMITS

Prior to the execution of any contractual agreements, the successful Bidder shall obtain a City of Monterey Business License, and all applicable permits (except Coastal Zone Conservation permits) for construction.

City permits shall be issued at no charge, except for construction parking permits. Construction parking permits are as follows for dashboard permits (commercial vehicles only):

\$10 per vehicle/space per day (meter space):

Cannery Row Area
Wharf Area

Waterfront Area
Foam Street
Scott/Olivier Streets

\$5 per vehicle/space per day (non meter space):

Lighthouse Avenue
Downtown Area
All other restricted/enforced area on-street.

Paper construction parking permits may be obtained at the Parking Division office, 340 Tyler Street, Monterey, CA 93940 (831.646.3953).

Contractor shall be required to obtain and hold Public Works Permits (Encroachment Permit) and/or Building Permits from the Building Permit and Inspection Division. Contractor shall provide a copy of the completed permit(s) to the Capital Projects Division no later than three (3) days prior to the start of construction. The permit application fee(s) shall be waived. Where applicable, the City shall submit permit applications.

SITE INSPECTION

It shall be the Contractor's responsibility to inspect the site and become thoroughly familiar with all aspects of the work to be done.

The submission of a bid shall be conclusive evidence that the Bidder has investigated the site and is thoroughly satisfied as to the conditions to be encountered, as to the character, quality, and scope of the work to be performed; the quantity of materials to be furnished; and as to all the requirements of these specifications.

It shall be the Contractor's responsibility to be aware of surface and subsurface drainage conditions that may exist at the site. The Contractor is further responsible for work necessary to rectify any resulting drainage problems; labor, materials, equipment, and incidentals necessary to achieve the solution shall be borne by the Contractor.

SUBMITTALS

The review of submittals and approval thereof by the City does not relieve the Contractor from compliance with the requirements and intentions of the plans and specifications to which the submittals pertain.

Submittal Format:

1. Contractor shall submit individually bound copies of all submittals and revised submittals to the City's construction manager. A minimum of two (2) copies shall be submitted unless otherwise directed. Submittal submission may be done in pdf form via email.
2. All submittals shall have a cover sheet containing the following:
 - a. Submittal date, submittal number and submittal revision number (as applicable),
 - b. City project name,
3. Each submittal item shall clearly identify the specification section(s) and paragraph(s) for which the submittal item pertains to.

4. Contractor is not guaranteed a specific review time period. If Contractor requires a quick submittal turnaround of specific submittal items, Contractor must indicate which submittal items require a quick turnaround by attaching a memo to the submittal indicating such and the requested turnaround period. The City shall make every effort to meet the requested review period.
5. Contractor shall place orders for all materials or equipment in time to prevent any delays to the construction schedule or project completion. If any materials or equipment are not ordered in a timely fashion, any additional charges made by equipment manufacturers and/or suppliers to complete the manufacturer and/or delivery in time to meet the construction schedule or project completion, together with any special handling charges shall be borne by the Contractor.

Submittal Content and Product Data:

1. Contractor shall review and approve submittals prior to submission.
2. Submittals shall contain all required information such as shop drawings, product data, etc.
3. Each submittal item shall be identified by manufacturer, brand name, trade name, model number, size, rating and additional information as is necessary to properly identify and verify the materials and equipment. The phrase "as specified" is not considered sufficient.
4. Where possible, submittal information shall be limited to the specific item being submitted. In the event multiple materials or equipment are described in one submittal, Contractor shall clearly identify the pertinent information being submitted on.
5. Accessories, controls, finish, etc. not required to be submitted or identified with the submittal shall be furnished and installed as specified.

CONSTRUCTION SURVEYS

Construction surveys, when required, shall be provided by and paid for by the contractor and no additional compensation shall be made. The Contractor is not guaranteed any Work Order related construction survey work under this contract. There may be some Work Orders where the construction survey work is provided by the City or by others. See "Construction Staking (Item AA)" elsewhere in these specifications.

All distances and measurements are given and will be made in a horizontal plane. Grades will be given from the top of stakes or nails, unless otherwise noted.

Finished surfaces in all cases shall conform to the lines, grades, cross-sections and dimensions shown on the approved plans and specifications. Deviations from the approved plans and specifications must be approved by the Engineer and authorized in writing.

The Contractor shall give at least seventy-two (72) hours notice in writing to the Construction Manager when construction stakes will be required.

Such stakes or marks will be set by the Engineer as he determines to be necessary to enable the Contractor to establish the lines and grades required for the completion of the work specified in the Standard Specifications, Plans and Specifications. This staking will include one set of stakes or marks at about twenty-five feet on center (25' O/C) which shall be used for excavation, filling, and alignment of improvements.

The Contractor shall preserve all stakes and points set for lines, grades, or measurement of the work in their proper places until authorized to remove them by the Engineer. All expenses incurred in replacing

stakes that have been removed without proper authority shall be paid by the Contractor.

The City shall be given the opportunity to check forms for line and grade prior to any concrete being placed.

PROTECTION OF PRIVATE PROPERTY

Private property grounds and facilities, if damaged or removed because of the Contractor's operations, shall be restored or replaced to same or better than the original condition and located in the same position and alignment as is reasonably possible. Contractor shall comply with the applicable portions of Section 5-1.36, "Property and Facility Preservation", Section 7-1.05, "Indemnification", and Section 7-1.06, "Insurance" of the Standard Specifications.

CONSTRUCTION QUALITY CONTROL

Definitions

Quality Management (QM) - All control and assurance activities instituted to achieve the product quality established by the contract requirements.

Contractor Quality Control (CQC) - The construction contractor's system to manage, control, and document contractor's, suppliers', and subcontractor's activities to comply with contract requirements.

Contractor Responsibility

General: The Contractor shall establish and maintain an effective quality control system in compliance with the Plans and Specifications. The quality control system shall consist of plans, procedures, and organization necessary to provide materials, equipment, workmanship, fabrication, construction, and operations which comply with contract requirements. The system shall cover construction operations both onsite and offsite, and shall be keyed to the proposed construction sequence.

The Quality Control Plan

Quality Control Plans and Procedures.

The Contractor will be required to prepare a Quality Control Plan. This plan shall include, as a minimum, the following:

1. A description of the quality control procedures, including a chart showing lines of authority and acknowledgement that the Contractor shall implement the control system for all aspects of the work specified and shall report to the project manager or someone higher in the Contractor's organization.
2. The name, qualifications, duties, responsibilities, and authorities of each person assigned a QC function.
3. A copy of the letter to the Engineer signed by an authorized official of the firm which describes the responsibilities and delegates the authority to implement the QC plan shall be furnished.
4. Procedure for scheduling and managing submittals, including those of subcontractors, offsite fabricators, suppliers, and purchasing agents.
5. Control testing procedures for each specific case. Note that in the case of federally-funded projects, QA/QC testing must be performed by the city by a Caltrans-certified lab.

6. Reporting procedures including proposed reporting formats.

QC Plan Implementation

1. Preconstruction Conference. During the pre-construction conference, a mutual understanding of the CQC system details shall be developed, including the forms for recording the CQC operations, control activities, testing, administration of the system for both onsite and offsite work, and the interrelationship of Contractor's management with the Engineer's inspection. Minutes of the conference shall be prepared by City staff, and be signed by both the Contractor and the Engineer. The minutes shall become a part of the contract file. There may also be occasions when subsequent conferences will be called to reconfirm mutual understandings.
2. General. After issuance of the Notice to Proceed, and prior to the start of construction, the Contractor shall furnish, for acceptance by the Engineer, the Contractor Quality Control (CQC) Plan with which he proposes to implement the requirements of Contract Clause entitled "Construction Quality Control". The plan shall identify personnel, procedures, instructions, records, and forms to be used. If the Contractor fails to submit an acceptable QC plan within the time herein prescribed, the Engineer may refuse to allow construction to start if an acceptable interim plan is not furnished.
3. Control of Materials, Tests, and Inspections. As listed below, and noted elsewhere in the specifications but not limited to the following items, the Quality Control Plan will include the dates for the Contractor to furnish certificates for product, or product test compliance, shop drawings or catalog cuts and requests for inspection or review.
 - a. Tests and Inspections:
 - Sub-grade compaction
 - Aggregate placement and compaction
 - Forms Placement
 - Trench backfill and bedding
 - Reinforcing bar placement
 - Fill Material (if applicable)
 - Pipe placement
 - Lateral Connections
 - Welding
 - High Strength Fasteners and Bolts
 - Epoxy
 - Fire Proofing
 - Street Light Bases
 - b. Materials and Materials Certification:
 - Aggregate Base
 - Hot Mix Asphalt/Asphalt Concrete
 - Concrete
 - Catch Basin and Manhole Casting
 - Reinforcing Bar
 - Pipe Material
 - Trench backfill material
 - Lumber
 - RC pipe
 - Slurry backfill

c. Daily Reports

The Contractor shall provide copies of daily reports which describe the work performed, weather conditions, personnel and equipment on site, and quality control activities performed.

The Contractor will not be paid for work prior to Engineer reviewing and approving daily reports for the period of time payment is requested.

4. Acceptance of Plan. Acceptance of the Contractor's plan is required prior to the start of construction. Acceptance is conditional and will be predicated on satisfactory performance during the construction. The Engineer reserves the right to require the Contractor to make changes in the CQC plan and operations as necessary to obtain the quality specified.
5. Notification of Changes. After acceptance of the QC plan, the Contractor shall notify the Engineer in writing of any proposed change. Proposed changes are subject to acceptance by the Engineer.
6. Testing and Certification. The Contractor shall pay for all tests and inspections as required by the Plans and Specifications. The Contractor shall furnish certification of materials being used, upon request of the Engineer, without additional charge.

GUARANTEE

Materials and labor guarantees shall be per Part III of these specifications. All warranty shall be to the satisfaction of the City. Final payment will not be released without submission of warranties. Any materials installed in Army Buildings (with City of Monterey approval) shall issue warranty (if exists) to the United States Army prior to formal acceptance of work, and deliver to the City of Monterey, Capital Projects Division Office.

REGULATIONS

The Contractor and all subcontractors shall give all notices and comply with all laws, ordinances, rules, and regulations applicable to the work, safety and hiring/employment practices. Nothing in the Plans and Specifications shall be construed to permit work not conforming to the regulations and codes set forth herein which include, but are not limited to the following:

1. Americans with Disabilities Act (ADA) accessibility and employment standards. In the event of conflicting federal and state standards, the standard that provides greater access will take precedence.
2. Monterey City Code, as amended,
3. California Building Code, latest edition as adopted by the City of Monterey (2013 Edition),
4. California Electrical Code, latest edition as adopted by the City of Monterey (2013 Edition),
5. California Mechanical Code, latest edition as adopted by the City of Monterey (2013 Edition),
6. California Plumbing Code, latest edition as adopted by the City of Monterey (2013 Edition),
7. California Green Building Standards Code, latest edition as adopted by the City of Monterey,
8. California Historic Building Code, latest edition as adopted by the City of Monterey,

9. California Occupational Safety and Health Administrative Code, latest edition,
10. California Government Code Section 4216, Protection of Underground Infrastructure,
11. National Fire Protection Associations NFPA 1 Fire Code, latest edition,
12. The California Labor Code.

PUBLIC SAFETY AND PROTECTION OF THE WORK

The Contractor shall furnish, erect and maintain such fences, barricades, guards, lights and other devices as are necessary to prevent accidents and avoid damage to the construction work or injury to the public. No separate payment shall be made for such work. If in the opinion of the Engineer, adequate barricades or warning devices are not maintained by the Contractor, the City may furnish and erect same and charge the Contractor therefor. Attention is directed to Sections 7-1.03 "Public Convenience" and 7-1.04, "Public Safety", of the Standard Specifications published by the State of California Department of Transportation.

INDEMNIFICATION AND HOLD HARMLESS

To the fullest extent permitted by law, Contractor agrees to indemnify, investigate, defend (at Contractor's sole cost and expense and with legal counsel reasonably approved by City), protect and hold harmless, the City of Monterey, its officials, officers, employees, agents, and representatives from and against any and all claims [including, without limitation, claims for bodily injury or death (including but not limited to Contractor, persons employed by Contractor, persons acting on behalf of Contractor, and third parties) or damage to property], demands, obligations, losses, damages, actions, causes of action, suits, judgments, fines, penalties, liabilities, defense costs, and expenses (including, without limitation, reasonable attorneys' fees, disbursements, and court costs, and all other professional, expert, or Contractors' fees and costs) of every kind or nature arising out of or in connection with or relating to any work or activities of Contractor (or Contractor's contractors or subcontractors, if any) conducted under this Agreement or arising out of the failure on Contractor's part to perform their obligations under this agreement. Except as provided by law, the indemnification provisions stated above shall apply regardless of the existence or degree of fault of the City, except for those claims which arise out of the active negligence, sole negligence, or willful misconduct of the City of Monterey.

Notwithstanding the provisions of the above paragraph, Contractor agrees to assume all risk and to indemnify and hold harmless the City from and against any and all claims, demands, defense costs, liability, expense, or damages of any kind or nature arising out of or in connection with damage to or loss of any property belonging to Contractor or Contractor's employees, contractors, representatives, patrons, guests, or invitees.

Contractor further agrees to indemnify City for damage to or loss of City property arising out of or in connection with Contractor's work associated with this Agreement or arising out of any act or omission of Contractor or any of Contractor's employees, agents, contractors, representatives, patrons, guests, or invitees; excepting such damage or loss arising out of the negligence of the City.

INSURANCE

Contractor shall procure and maintain, at its own cost, in effect throughout the term of the Agreement, insurance against claims for injuries to persons or damages to property which may arise from or in connection with the performance of the work hereunder by Contractor, his agents, representatives, employees, or subcontractors.

MINIMUM SCOPE AND LIMITS OF INSURANCE

1. Commercial General Liability ("CGL") Insurance Services Office ("ISO") Form CG 00 01 covering CGL on an "occurrence" basis, including products and completed operations, property damage, bodily injury and personal and advertising injury with limits no less than \$2,000,000 per occurrence. If a general aggregate limit applies, either the general aggregate limit shall apply separately to this project/location or the general aggregate limit shall be twice the required occurrence limit.
2. Automobile Liability ISO Form Number CA 0001 covering Code 1 (any auto), with limits no less than \$2,000,000 per incident for bodily injury and property damage.
3. Workers' Compensation insurance as required by the State of California, with Statutory Limits, and Employers' Liability insurance with a limit of no less than \$1,000,000 per accident for bodily injury or disease.
4. Builder's Risk (Course of Construction) insurance utilizing an "All Risk" (Special Perils) coverage form, with limits equal to the completed value of the project and no coinsurance penalty provisions.
5. Contractor's Pollution Legal Liability ("PLL") and/or Asbestos Legal Liability and/or Errors and Omissions (if project involves environmental hazards) with limits no less than \$1,000,000 per occurrence or claim, and \$2,000,000 policy aggregate. Such coverage shall include coverage for transport of hazardous materials if transport of hazardous materials services are being provided as a part of the Agreement. The policy will not include lead-based paint or asbestos exclusions when performing lead-based paint or asbestos related identification, removal and/or remediation. The policy will not include mold exclusions when performing mold related identification, removal and/or remediation. The definition of mold shall include microbial matter, including mold.

If the PLL policy is written on a claims-made basis, Contractor will maintain tail coverage providing the City with additional covered part status for five (5) years after the contract period: Insurance must be maintained and evidence of insurance must be provided for at least five (5) years after termination/expiration of the Agreement or any amendments thereto. If coverage is canceled or non-renewed, and not replaced with another claims-made policy form with a retroactive date prior to the Agreement's effective date, the Contractor must purchase an extended period coverage for a minimum of five (5) years after termination/expiration of the Agreement.

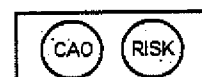
If Contractor maintains higher limits than the minimums shown above, the City of Monterey requires and shall be entitled to coverage for the higher limits maintained by the Contractor. Any available insurance proceeds in excess of the specified minimum limits of insurance and coverage shall be available to the City of Monterey.

Deductibles and Self-Insured Retentions

Any deductibles or self-insured retentions must be declared to and approved by the City of Monterey. At the option of the City, either: the Contractor shall cause the insurer to reduce or eliminate such deductibles or self-insured retentions as respects the City, its officers, officials, employees, and volunteers; or the Contractor shall provide a financial guarantee satisfactory to the City guaranteeing payment of losses and related investigations, claim administration, and defense expenses.

OTHER INSURANCE PROVISIONS

The insurance policies are to contain, or be endorsed to contain, the following provisions:



1. **The City of Monterey, its officers, officials, employees, and volunteers are to be covered as additional insureds** on the CGL policy with respect to liability arising out of work or operations performed by or on behalf of the Contractor including materials, parts, or equipment furnished in connection with such work or operations and automobiles owned, leased, hired, or borrowed by or on behalf of the Contractor. General liability coverage can be provided in the form of an endorsement to the Contractor's insurance (at least as broad as ISO Form CG 20 10, CG 11 85 or both CG 20 10 and CG 20 37 forms if later revisions used).
2. For any claims related to this project, the **Contractor's insurance coverage shall be primary** insurance as respects the City of Monterey, its officers, officials, employees, and volunteers. Any insurance or self-insurance maintained by the City of Monterey, its officers, officials, employees, or volunteers shall be excess of the Contractor's insurance and shall not contribute with it.
3. Each insurance policy required by this clause shall provide that coverage shall not be canceled, except with notice to the City of Monterey.

Builder's Risk (Course of Construction) Insurance

Contractor may submit evidence of Builder's Risk insurance in the form of Course of Construction coverage. Such coverage shall **name the City of Monterey as a loss payee** as its interest may appear.

If the project does not involve new or major reconstruction, at the option of the City of Monterey, an Installation Floater may be acceptable. For such projects, a Property Installation Floater shall be obtained that provides for the improvement, remodel, modification, alteration, conversion or adjustment to existing buildings, structures, processes, machinery and equipment. The Property Installation Floater shall provide property damage coverage for any building, structure, machinery or equipment damaged, impaired, broken, or destroyed during the performance of the Work, including during transit, installation, and testing at the City of Monterey's site.

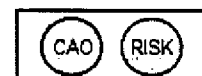
Claims Made Policies

If any coverage required is written on a claims-made coverage form:

1. The retroactive date must be shown, and this date must be before the execution date of the contract or the beginning of contract work.
2. Insurance must be maintained and evidence of insurance must be provided for at least five (5) years after completion of contract work.
3. If coverage is canceled or non-renewed, and not replaced with another claims-made policy form with a retroactive date prior to the contract effective, or start of work date, the Contractor must purchase extended reporting period coverage for a minimum of five (5) years after completion of contract work.
4. A copy of the claims reporting requirements must be submitted to the City of Monterey for review.
5. If the services involve lead-based paint or asbestos identification/remediation, the Contractor's PLL policy shall not contain lead-based paint or asbestos exclusions. If the services involve mold identification/remediation, the Contractor's PLL policy shall not contain a mold exclusion, and the definition of Pollution shall include microbial matter, including mold.

Acceptability of Insurers

Insurance is to be placed with insurers with a current A.M. Best rating of no less than A: VII, unless otherwise acceptable to the City of Monterey. Exception may be made for the State Compensation Insurance Fund when not specifically rated.



Waiver of Subrogation

Contractor hereby agrees to waive rights of subrogation which any insurer of Contractor may acquire from Contractor by virtue of the payment of any loss. Contractor agrees to obtain any endorsement that may be necessary to affect this waiver of subrogation. **The Workers' Compensation policy shall be endorsed with a waiver of subrogation** in favor of the City of Monterey for all work performed by the Contractor, its employees, agents and subcontractors.

Subcontractors

Contractor shall either (1) insure the activities of its subcontractors in its policies; or (2) require and verify that each of its subcontractors procure and maintain insurance meeting all the requirements stated herein, with Contractor ensuring that City of Monterey is an additional insured on insurance required from subcontractors. For CGL coverage subcontractors shall provide coverage with a format least as broad as CG 20 38 04 13.

Special Risks or Circumstances

City of Monterey reserves the right to modify these requirements, including limits, based on the nature of the risk, prior experience, insurer, coverage, or other circumstances.

Verification of Coverage

Contractor shall furnish the City of Monterey with certificates of insurance and amendatory endorsements, or copies of the applicable insurance language, effecting coverage required by this contract. All certificates and endorsements are to be received and approved by the City of Monterey before work commences. However, failure to obtain the required documents prior to the work beginning shall not waive the Contractor's obligation to provide them. City of Monterey reserves the right to require complete, certified copies of all required insurance policies, including endorsements, required by these specifications, at any time.

Neither the insurance requirements hereunder, nor acceptance or approval of Contractor's insurance, nor whether any claims are covered under any insurance, shall in any way modify or change Contractor's obligations under the indemnification clause in the Agreement, which shall continue in full force and effect. Notwithstanding the insurance requirements contained herein, Contractor is financially liable for its indemnification obligations under the Agreement.

PRE-CONSTRUCTION CONFERENCE

Prior to the beginning of any work on this project, a pre-construction conference shall be held at the City's Capital Projects Division Office, 353 Camino El Estero, Monterey, CA 93940. The date and time of this conference shall be established by the Contractor contacting that office at 831-646-3997 not less than forty-eight (48) hours in advance of the meeting date and time.

An itemized list of materials and equipment the Contractor proposes to use on the project shall be submitted to the City prior to or during the preconstruction conference.

A preliminary project timeline shall be submitted to the City prior to or during the preconstruction conference.

LIQUIDATED DAMAGES

Unless stated otherwise in the Specifications, it is agreed by the parties to the contract that in case all the work called for under the contract is not completed before or upon the expiration or the time limit as set forth in these specifications, damage will be sustained by the City of Monterey and that it is and will be difficult or impossible to ascertain and determine the actual damage which the City will sustain in the event of and by reason of such delay; and it is therefore agreed that the Contractor will pay to the City of Monterey the sum of **\$1,200.00 (Twelve Hundred Dollars)** per day for each and every day's delay beyond the time prescribed to complete the work or the actual damages ascertained, whichever will be greater; and the Contractor agrees to pay such liquidated damages as herein provided; and in case the same are not paid, agrees that the City of Monterey may deduct the amount thereof from any money due or that may become due the Contractor under the contract.

It is further agreed that, in case the work called for under the contract is not finished and completed in all parts and requirements within the time specified, the City shall have the right to extend the time for completion of the contract or not, as may seem best to serve the interest of the City; and if it decides to extend the time limit for the completion of the contract, it shall further have the right to charge to the Contractor, his heirs, assigns or sureties, and to deduct from the final payment of the work, all or any part, as it may deem proper, of the actual cost of engineering, inspection, superintendence and other overhead expenses during the period of such extension, except that the cost of final measurements and preparation of final estimate shall not be included in such charges.

The contractor shall not be assessed with liquidated damages nor the cost of engineering and inspection during any delay in the completion of the work caused by Acts of God or of the public enemy, fire, floods, epidemics, quarantine restrictions, strikes, freight embargoes and unusually severe weather or delays of subcontractors due to such causes; provided that the Contractor shall within ten (10) days from the beginning of any such delay notify the Engineer in writing of the causes of delay, who shall ascertain the facts and the extent of delay, and his findings of the facts thereon shall be final and conclusive. "Unusually severe weather" means that which is considered outside the normal average for the Monterey area as determined by historical weather records. The Contractor will not receive a time extension for normal or below normal precipitation.

CONSTRUCTION PROCEDURE

An outline of the proposed construction procedure shall be submitted by the Contractor to the Engineer for review and shall obtain his approval before beginning work. The Engineer will be especially interested in:

1. Minimizing any interruption to use of driveways (no more than 4 hour interruption). Any interruption more than 4 hours shall be prearranged with the Engineer. Residence occupant shall be notified with a written notice a minimum of 24 hours in advance.
2. Minimizing any interruption to building operations and parking lots. Contractor shall notify the Engineer a minimum of one week in advance of any interruptions to building operations and parking lots.
3. Minimizing any hazard to the general public.
4. Proper handling of hazardous materials.
5. There shall be no work on weekends, City's recognized holidays, and between 7:00 P.M. and 8:00 A.M. on weekdays without written approval from the City. A list of City's recognized holidays is available upon request.
6. Contractor shall notify the Engineer a minimum of twenty-four (24) hours in advance of concrete

placement for checking and acceptance of forms by the Engineer prior to concrete placement. Mitigation of concrete placement done without acceptance of forms by the Engineer prior to concrete placement shall be the sole responsibility of the Contractor. The costs of such mitigation shall be borne by the Contractor.

Traffic control requirements cited elsewhere in these Specifications must be considered in the construction procedure submitted to the Engineer.

TRAFFIC CONTROL

Pursuant to the authority contained in Vehicle Code Section 591, the City has determined that within those areas that are within the limits of the project and are open to traffic, the Contractor shall comply with all the requirements set forth in Divisions 11, 12, 13, 14 and 15 of the Vehicle Code. In accordance with the statement in Vehicle Code Section 591, this section shall not relieve the Contractor or any person from the duty of exercising due care. The Contractor shall take all necessary precautions for safe operation of the Contractor's equipment and the protection of the public from injury and damage from the Contractor's equipment.

Traffic control shall conform to the provisions of Section 12, "Temporary Traffic Control" of the Standard Specifications and the California Manual on Uniform Traffic Control Devices (CA MUTCD) as adopted by Caltrans.

A Traffic Control Plan (TCP) shall be submitted to the Engineer for approval prior to construction. Contractor shall notify all emergency services, affected residences, affected businesses, and the Capital Projects Division Office (831.646.3997) forty-eight (48) hours in advance as to proposed closures and alternate routes available.

The following shall be incorporated into the Traffic Control Plan:

1. Two (2) travel lanes shall be open during non-working hours.
2. At least one (1) travel lane shall remain open during working hours. Flag persons or other appropriate traffic control devices as approved by the Engineer shall be used during periods of one-way travel.
3. Access to driveways shall be left open unless work is actually being performed in areas fronting the driveway. All driveways shall be accessible during non-working hours. See Construction Procedure elsewhere in these specifications.
4. No trench shall be left open during non-working hours.
5. Parking restrictions will be acceptable when and where needed. (All require prior approval of the Engineer).

The following requirements apply to Traffic Control Plans:

1. All Traffic Control Plans shall follow the CA MUTCD Chapter 6. Examples may be found at: <http://www.dot.ca.gov/hq/traffops/engineering/mutcd/pdf/camutcd2014/Part6.pdf>
2. The contractor shall submit a TCP using legible lettering. Show location and dimensions of the work zone, lanes, tapers, parking and any staging areas.
3. Label streets and proposed traffic control area. Show all nearby streets with street names to assure proper orientation.

4. Show all affected sidewalks, crosswalks, bike lanes, driveways and intersections in the construction work zone including areas affected by taper transition.
5. If a sidewalk or path is obstructed, then submit an ADA compliant pedestrian detour plan in accordance with the CA MUTCD chapter 6D and the Public Rights-of-Way Accessibility Guidelines (PROWAG). Please refer to:
<http://dot.ca.gov/hq/traffops/engineering/control-devices/pdf/PedBrochure.pdf>
6. Label all taper lengths and widths, delineator spacing and sign spacing. Indicate location of construction signs, barricades and delineators. Please see Traffic Control Binder for calculation of tapers.
 - a. L – lane closure (merging traffic),
 - b. L/2 – shift (traffic does not merge, only shifts),
 - c. L/3 – work in shoulder or parking (not in traffic lane).
7. Show all parking restriction zones and signs, as appropriate. Telephone the Parking Division Office (831.646.3953) if restricting parking in time-limit or metered zones. Temporary "NO PARKING" signs shall be posted seventy-two (72) hours prior to commencing work.
8. Indicate on the TCP the duration of the construction work, including dates and times.
9. Indicate on the TCP the Contractor's name, address and telephone number. Include the Contractor's during and after hours Representative's contact information (name, telephone number).
10. It is the Contractor's responsibility to assure that all Traffic Control Plans (TCP) and traffic control devices are in compliance with the CA MUTCD as adopted by Caltrans.

Traffic Control Plans shall contain the following notes:

1. Minimum width of temporary traffic lanes is ten (10) feet clear (from delineator or cone base, not center).
2. The City Traffic Engineer or his representative has the authority to make any field changes to assure public safety.
3. All traffic control devices shall be removed from view when not in use. Signs shall not be facing traffic when not in use.
4. Spacing of channelizing devices shall not exceed twenty-five (25) feet.
5. Any road closure also requires notification be provided to the City of Monterey Fire Department and Police Department. Notifications may be made at the non-emergency telephone number, 831.646.3914.
6. All temporary traffic delineation (delineators and cones) used shall be a minimum of twenty-four (24) inches tall. Retroreflective bands are required for night time traffic.
7. Any work that disturbs normal traffic signal operations shall be coordinated with the Signal Traffic Technician.
8. The Contractor is responsible for restoring the road back to satisfactory condition including, but not limited to, paving, striping, markings, signs and traffic signal loop detectors within five (5) calendar days of completion of work at affected intersections or road segments.

9. Any work that created an undue safety risk or creates severe congestion may be shut down by the City Traffic Engineer, his representative, Field Inspector or Police Department personnel.

The Contractor is to notify residences and/or businesses twenty-four (24) hours in advance of closing access to any driveways or providing any detours or changes in on-street parking. Notifications shall be in writing.

Contractor shall provide all labor and facilities required for safe and expeditious handling of traffic during the course of construction. Contractor shall provide all flaggers, signs, delineators, and barricades required for traffic control and shall modify or remove same at appropriate times. The Engineer shall be the sole judge as to the adequacy of the Contractor's traffic control measures. If such measures are found to be inadequate by the Engineer, the City may furnish and install same and charge the Contractor therefor.

The Contractor shall, at his own expense, construct and maintain in good condition, such detours, detour bridges and temporary crossings for use by the public as deemed necessary or expedient by the Engineer for the proper execution of the work.

The Contractor shall designate a representative who can be reached immediately (24 hours per day) in the event of traffic control device failures.

CONSTRUCTION PROJECT SIGNS

For Neighborhood Improvement Projects (NIP), the Contractor shall post temporary Neighborhood Improvement Project signs, one at each end of the blocks or at entrances to project sites, in a manner approved by the Engineer. Sign panels shall be provided by the City and mounted on stakes. Sign panels and posts, if provided by the City, shall be returned to the City in good condition.

REMOVAL OF OBSTRUCTIONS

The Contractor shall remove and dispose of all structures, debris or other obstructions of any character to the construction called for in the plans, specifications, and as required by the Engineer.

If archeological items or hazardous wastes are discovered during construction operations, the Contractor shall cease operations in those areas and the Contractor shall immediately notify the Engineer.

The Contractor shall remove and dispose of all trees designated for removal as shown on the plans, designated by the specifications and as required by the Engineer for the proper completion of the work. See Tree Protection Requirements elsewhere in these specifications.

UNDERGROUND UTILITIES

Contractor shall locate all underground obstructions and utilities, (electric, gas, water lines, etc). Prior to any trenching operation, Contractor shall pothole underground obstructions and utilities that appear to be in conflict with the new construction. The Plans show the approximate location of underground facilities in the project area as they have been provided to the City. Repair of damage to any utility line shown on the Plans with reasonable accuracy shall be made at the Contractor's expense. However, the City shall fairly compensate the Contractor for costs of locating and repairing damage not due to failure of the Contractor to exercise reasonable care, and removing or relocating such facilities not indicated or in a location different from that indicated on the Plans and Specifications with reasonable accuracy, and for equipment on the project necessarily idled during such work. Contractor shall not be assessed liquidated damages for delay in completion of the project when such delay was caused by the failure of the City or utility company to provide for removal or relocation of such utility facilities. Contractor shall notify all utility

companies of trenching operations forty-eight (48) hours in advance to enable the utility companies to take any action they deem appropriate.

UTILITY COMPANY COORDINATION

Contractor shall coordinate construction activities with the utility companies as required and shall adjust the construction schedule to accommodate utility relocation as necessary.

CONTRACT PLANS AND SPECIFICATIONS

The Contractor will be supplied with five sets of plans and specifications at no expense. One of these sets of plans is to be used for the purpose of recording record (as-built) conditions. Additional sets will be furnished on request at the cost of reproduction. The work shall conform to the contract plans and specifications, all of which form a part of the contract documents and are available in the office of the City Engineer, City Hall, Monterey, California.

DUST CONTROL

The Contractor shall minimize dust generation from the jobsite and shall spray the site with water or dust palliative as required, in accordance with Section 14-9, "Air Quality", of the Standard Specifications.

CONNECTION TO EXISTING UTILITIES

The City shall permit the Contractor to use available existing utilities at the City's expense, excluding telephone; however, if the Contractor chooses to make use of said utilities, Contractor shall assume full responsibility for any changes made by Contractor related thereto, and for any consequences caused thereby. Upon completion of the work, Contractor shall remove any modifications to existing utilities made by Contractor, and shall restore existing utilities to conditions existing at time of award.

SANITARY FACILITIES

Contractor may provide his/her own portable sanitary facilities on-site, for the duration of the work. Coordinate location(s) with the Engineer. Existing City-owned sanitary facilities may be used.

INSPECTION OF WORK

It is the responsibility of the contractor to call for all required inspections within the required time lines. The City of Monterey reserves the right to perform random inspections at any time.

The Engineer shall at all times have access to the work during construction, and shall be furnished with every reasonable facility for ascertaining full knowledge respecting the progress, workmanship and character of materials used and employed in the work.

Whenever the work provided and contemplated by the contract shall have been satisfactorily completed and the final cleanup performed, the Engineer will make the final inspection.

RECORD DRAWINGS

A set of marked-up prints, clear, legible, and made with standard drafting tools and indicating all changes, added work, and deviations from the design and reflecting the record (As-Built) condition of the work must be received before the work is considered complete. Existing utilities exposed during construction are to be located, including invert or top elevation, and shown on the Record (As-Built) drawings.

The Record (As-Built) Drawings shall be completed for the Engineer's acceptance before final payment and Notice of Completion on this contract will be made.

SAWCUTTING

All sidewalks and walkways requiring sawcuts and all sawcuts for bid items with a unit of "each", such as vertical curbs, shall be sawcut their full depth. Where construction operations cause damage beyond the limits of a sawcut line, the damaged area shall also be removed and replaced to a sawcut edge. Sawcuts shall be done so as to provide a straight neat edge. All sawcut slurry shall be collected by means of vacuum and disposed properly. No sawcut slurry shall be allowed to run down streets, curbs or into catch basins. No sawcut slurry shall enter the Monterey Bay National Marine Sanctuary.

DEMOLITION AND DISPOSAL (All Bid Items)

Demolition work shall include doing all things necessary to render existing facilities, structures, or materials in the way of replacement construction ready for loading and removal by ordinary street maintenance equipment. This includes but is not limited to breaking up, barricading, traffic control, protection of nearby personnel as well as above ground and below ground facilities, etc. Sawcutting will be paid for as a separate line item. Disposal shall include loading the demolished existing facilities, structures and materials onto trucks and removing to a disposal site approved by the Engineer. The contractor shall arrange for a disposal site and pay any required dump fees.

ENVIRONMENTAL/POLLUTION PREVENTION REQUIREMENTS (All Bid Items)

Contractor shall comply with all air pollution and environmental control rules, regulations, ordinances and statutes that apply to the project and any work performed pursuant to the contract. Additionally, City Code Chapter 31.5 Storm Water Management Section 31.5-12. Prohibition of Illegal Discharges, states,

"No person or entity shall discharge or cause to be discharged into the municipal Storm Drain System or waters of the state any materials, including but not limited to Pollutants or waters containing any Pollutants that cause or contribute to a violation of applicable water quality standards, other than storm water..."

Regardless of project size, the Contractor shall effectively implement and properly maintain storm water best management practices (BMPs) during construction to prevent discharges of pollutants, and including trash, to local drainages and waterways. Contractor shall comply with all water quality regulations in Monterey Municipal Code Chapter 31.5 Storm Water Management, and City Phase II Storm Water Permit requirements as prescribed by the State Water Resources Control Board (SWRCB) and Central Coast Regional Water Quality Control Board (RWQCB) regulations for the prevention of construction site discharges of pollutants, illicit discharges, and enforcement of prohibited and illicit discharges. The contractor shall employ at all times storm water runoff controls and BMPs at the site, including but not limited to erosion prevention, sediment controls, site stabilization, good housekeeping practices, proper materials storage and handling, and waste management. Storm water management and control practices shall result in the following outcomes on all construction sites, regardless of size:

- Protection of storm drain inlets and adjacent waterways must be implemented at all times to prevent illicit discharges of sediment, construction debris and fluids, and waste of any kind;
- No release of hazardous substances, such as oils, paints, thinners, fuels, and other chemicals; if such a spill occurs that may threaten local water quality, contractor must call 911 immediately and notify City Public Works staff;
- Minimization of site disturbance shall be kept to that portion necessary for construction only.
- Soil stabilization of graded areas shall be in place where construction activities have temporarily and/or permanently ceased.
- No deposit of mud, soil, sediment, concrete washout, trash, dewatering, or other similar construction-related material or waste shall occur on or into public rights of way, private streets, or into the City's storm water system and related natural resources, either by direct deposit, dropping, discharge, erosion, or tracking by construction vehicles. Any such discharge shall be cleaned-up promptly if an immediate threat to water quality exists, or if not immediate, at the end of the current work shift or workday in which the deposit occurred, whichever comes first.
- No runoff from graded areas or stockpile areas shall contain sediments and/or pollutants. Stockpiles shall be adequately and securely covered to avoid contact with rainfall and wind to prevent soil and stockpile movement by water and/or wind.
- Runoff containing sediments shall be captured in secondary containment structures and either treated to remove sediments prior to discharge or infiltrated in the soil on-site.
- No exposure of graded areas and stockpile areas to storm water run-on shall occur. Run-on shall be controlled by diversion structures such as dikes, secondary containment, or stockpile covers.
- All hard-surfaced areas are to be swept regularly and free of dirt and construction debris such that the surface of the pavement is clearly visible at all locations.

Best management practices (BMPs) are required to be employed on all construction sites as applicable to the construction activity and shall provide for, and not be limited to: inlet protections, perimeter protections, erosion prevention and soil control measures, soil stabilization measures, spill prevention and discharge control measures; solid waste containment; concrete waste management; proper vehicle and equipment cleaning, fueling, and maintenance; and proper materials management and storage. Detailed procedures to accomplish these protections can be found through the California Storm Water Quality Association's *Construction BMP Handbook Portal*, U.S. EPA *Construction BMP Database and Factsheets*, *Caltrans Storm Water Quality Manuals and Handbooks*, and the *Erosion and Sediment Control Field Manual* by San Francisco Bay Regional Water Quality Control Board. Referenced documents are available for viewing at the City of Monterey Public Works Office at City Hall.

Activities to be performed by Contractor include, but are not limited to:

- At all times, Contractor shall maintain the temporary and permanent vegetation (if any), erosion and sediment control measures, and other protective BMP measures in good and effective operating condition by performing routine inspections to determine condition and effectiveness of BMPs, restoration needs for destroyed vegetative cover, and by repair of erosion, sediment, and other protective measures.
- Contractor shall inspect the following areas at least once every seven (7) calendar days, unless otherwise necessary based on current conditions or as directed by City inspector, and always within 24 hours prior to and after any predicted storm:

- Inlet protections and perimeter controls;
- Vehicle entry and exist locations;
- Vehicle parking and storage areas;
- Disturbed areas of the construction site,
- Areas that have not been finally stabilized,
- Areas used for storage of materials that are exposed to wind or precipitation,
- Equipment and staging areas that are exposed to wind or precipitation; and,
- All waste storage and handling devices and areas.

Where sites have been finally stabilized, such inspection shall be conducted at least once every month.

- Areas noted above shall be inspected for proper BMP implementation and necessary BMP maintenance, as well as evidence of, or the potential for:
 - Erosion, or
 - Sediments entering waterways or the drainage system, or
 - Pollutants entering waterways or the drainage system.

Erosion and sediment control measures shall be observed and maintained to ensure that they are operating correctly. Discharge locations or points shall be inspected regularly to ascertain whether erosion control measures are effective in preventing sedimentation and subsequent degradation of receiving water quality in violation of receiving water quality standards. Vehicle entry and exist locations shall be inspected for evidence of offsite sediment and pollutant tracking and need for cleanup.

- Deficiencies observed during inspections shall be noted and rectified before the end of the workday.

Additionally, the Contractor shall comply with the State Water Resources Control Board's Construction General Permit (CGP), as applicable to the project. Projects subject to the CGP include those that disturb one or more acres of soil, are less than one acre and are part of a common plan of development or sale, or applicable Linear Underground/Overhead Projects, and are required to obtain coverage under the State's CGP for Discharges of Storm Water associated with Construction Activity Construction General Permit Order 2009-0009-DWQ, and subsequent amendments thereto. Construction activities subject to this permit include clearing, grading, and disturbances to the ground such as stockpiling, or excavation, but do not include regular maintenance activities performed to restore the original line, grade, or capacity of the facility. Application for CGP coverage is made by the Contractor through a Notice of Intent (NOI) to the SWRCB and involves much interaction with the applicable RWQCB as CGP regulator. The Contractor shall supply the City with NOI and Storm Water Pollution Prevention Plan (SWPPP) for review and records purposes.

CGP coverage requires the development and implementation of a SWPPP. The SWPPP contents are mandated by the SWRCB and are subject to change, and typically contain site map(s) which shows the construction site perimeter, existing and proposed buildings, lots, roadways, storm water collection and discharge points, general topography both before and after construction, and drainage patterns across the project. The SWPPP must illustrate the placement of BMPs for the construction project and list pollution prevention BMPs the discharger will use to protect storm water runoff. Additionally, applicable SWPPPs must contain a visual monitoring program and a chemical monitoring program for "non-visible" pollutants to be implemented. All SWPPPs must be developed by a Qualified SWPPP Developer (QSD) and implemented by a Qualified SWPPP Practitioner (QSP), and supplied to the City for review and comment. Additional CGP information can be found at the State Water Resources Control Board CGP website:

http://www.waterboards.ca.gov/water_issues/programs/stormwater/constpermits.shtml

Construction site storm water management and control measures shall be implemented year-round regardless of "season". All construction site BMPs shall be implemented at the appropriate level for the construction activity at hand and in a proactive manner during all seasons while construction is ongoing.

In addition to inspections performed by the City, the City's Environmental Compliance Division representative may perform periodic site monitoring visits to ensure the contractor complies with the requirements specified herein. The City shall provide copies of the completed site monitoring reports to the Contractor. In the event work is found non-compliant, a follow up site monitoring visit will be conducted to ensure non-compliant items have been corrected to the satisfaction of the City. If non-compliant items are not properly addressed prior to the follow up site monitoring visit, the costs associated with additional follow up site monitoring visits shall be deducted from the Contractor's final payment.

TREE PROTECTION REQUIREMENTS (Item A)

The following guidelines are established pursuant to Section 37-2.5 of the Monterey City Code, which states:

All public or private construction projects requiring acquisition of a building permit shall comply with the tree protection guidelines established by the City in order to safeguard and protect any trees affected by said construction.

1. These Tree Protection Guidelines apply to all "Protected Trees" in the City of Monterey, defined as:
 - a. trees located on a vacant private parcel that are more than two inches (2") in diameter when measured at a point four feet six inches (4' - 6") above the tree's natural grade; and,
 - b. trees located on a private, developed parcel that are more than six inches (6") in diameter when measured at a point four feet six inches (4' - 6") above the tree's natural grade.
2. These standards do not apply to unprotected trees or trees previously approved for removal.
3. All cut, fill, and/or building foundations shall be located a minimum of 4.0 times the diameter of the tree away from the outside edge of the trunk of all trees scheduled for preservation. However, the minimum distance permitted shall be 6' - 0", away from the outside edge of the trunk for all trees of a trunk diameter less than 2' - 0". The diameter of a tree shall be measured at four feet six inches (4' - 6") above the surrounding grade [Diameter at Standard Height (DSH)].
4. All Protected Trees shall be marked with a spot of paint, or flagging and temporarily fenced during construction. The marking serves to notify City inspectors and workers that the tree is to be fenced at all times during construction. Fencing and marking shall be installed prior to the issuance of building or grading permits and shall be located at the edge of the root zone. The root zone is determined to be that area located out a distance 15 times the trunk diameter in all directions. At no time shall the fencing be located closer than 3' - 0" from the outside edge of the trunk or further than 3' - 0" away from the approved building wall line, foundation, retaining wall, or grade cut, whichever provides the greater distance from the tree trunk. Tree Protection Fencing (TPF) shall consist of 6' tall chain link on all commercial projects and four (4) feet tall plastic snow fencing on residential projects and shall be rigidly supported and maintained during all phases of construction. Fenced areas shall not be used for material stockpile, storage, vehicle parking, or dumping of materials, chemicals, or garbage. Fenced areas shall be maintained in a natural condition and not compacted. Removal of fencing shall only be approved by the City Forester.

5. Prior to the start of construction, all Monterey Pine trees scheduled for preservation shall have the lower 8' - 0", sprayed with Astro or Dragnet and then wrapped with plastic to reduce the potential for infestation by Red Turpentine Beetles. The plastic wrap and spray are used to control beetle attacks and shall remain on the tree throughout the construction period.
6. Utility and drain lines shall be located outside the TPA (Tree Protection Area) root zone of all trees scheduled for preservation. In cases where alternative routes are not available, utility conduit, pipe, wire and drain lines shall be tunneled under major roots. Major roots are determined to be those that exceed two (2) inches in diameter. In no case shall utility lines be permitted within 4.0 times the diameter of the trunk of any trees involved with construction unless the City Forester has approved with specific conditions in advance of work starting.
7. Projects that involve properties with several trees and proposed developments may require the owner or contractor to hire a private Certified Arborist to inspect and monitor the construction work to guarantee that the tree protection guidelines are enforced and that the trees to remain are not damaged, or negatively impacted during any phases of work.
8. All approved construction work within the root zone of trees scheduled for preservation shall observe the following minimum tree protection practices:
 - a. Hand trenching at point or line of grade cuts closest to the trunk to expose major roots 2" in diameter or larger. In cases where rock or unusually dense soil prevents hand trenching, mechanical equipment may be approved by the City Forester, provided that work is closely supervised to prevent tearing or other damage to major roots.
 - b. Exposed major roots shall be cut with a saw to form a smooth surface and avoid tears or jagged edges.
 - c. Absorbent tarp or heavy cloth fabric shall be placed over new grade cuts where roots are exposed and secured by stakes. 2" to 4" of compost or woodchip mulch shall be spread over the tarp to prevent soil moisture loss. The tarp should be thoroughly wetted at least twice per week to insure constant moisture levels until backfilling occurs. In very dry climate conditions, additional watering may be required to maintain a constant moisture level. This program of watering shall be maintained through all phases of construction including delays and other periods of inactivity.
 - d. Decks located within the root zone of trees scheduled for preservation shall be of post and beam construction to eliminate any need for root pruning or removal.
 - e. On-grade patios or paving that cover more than one-third of the feeder zone of pine trees or oak trees shall be constructed of permeable materials that allow aeration and water penetration. Patios and paving shall be combined with any other non-permeable surface or structure for purposes of calculating the one-third coverage standard. A maximum 80% compaction for permeable surfaces shall be allowed. The paving design shall specify this restriction.
 - f. Planting beneath trees scheduled for preservation shall take into consideration watering requirements of the tree to prevent damage from over or under watering. Planting beneath native oak trees are of special concern and should be avoided. At a minimum, all new irrigation should be directed away from the trunks of oak trees. Installing lawn or other planting that requires frequent watering insures a slow death for oak trees due to their sensitivity to over watering and susceptibility to oak root fungus. Over-watering may also damage native pines.
9. Failure to comply with these Tree Protection Standards is punishable by civil penalty, including citation and fines.

10. All Tree Protection devices must be in place prior to issuance of a Building Permit. Please contact Robert Reid, City Forester, at 831.646.3860 for inspection to confirm Tree Protection or with any general tree preservation questions.
11. Chapter 37, Preservation of Trees and Shrubs, is available at www.monterey.org or <http://www.codepublishing.com/ca/monterey>

CLEARING AND GRUBBING (Item B)

This work shall consist of removal of all vegetation (grass and bushes) and objectionable material within the limits of work per Section 16, "Clearing and Grubbing", of Standard Specifications. Vegetation shall include ground cover, trees that do not exceed 12" in diameter, shrubs, and roots that do not exceed 2 inches in diameter. Construction area shall be as shown on the plans or as marked in the field by the Engineer. Ground cover shall include wood chips, lightweight decorative rock, gravel, and other similar items which are not rooted in the ground.

All material resulting from clearing and grubbing shall become the property of the Contractor and shall be disposed of off the job site in a manner approved by all authorities having jurisdiction.

EARTHWORK (Item C)

Earthwork shall be done in accordance with Section 19, "Earthwork", of the Standard Specifications and these specifications. Loading excavated material designated for off-haul and disposal or stockpiling on site material for backfilling shall be included in this section.

Earthwork described herein is for normal earth conditions in Monterey. During earthwork operations, if rock, excessive ground water and/or other differing conditions are encountered, Contractor shall notify the Engineer immediately. Work under these conditions shall be performed per Engineer's directions and shall be paid per Section 9-1.03, "Force Account", of the Standard Specifications. Compaction test shall be as required on the plans, as directed by the Engineer and these specifications.

1. Earthwork, Off haul and Disposal: This work shall include excavating, loading, transporting and disposing excavated material from the jobsite. Excavated materials designated for off-haul and disposal shall be removed and disposed of off the jobsite in a manner approved by all authorities having jurisdiction. The Contractor shall arrange for a disposal site and pay any dump fees. Material must be off hauled as quickly as is practicable to avoid inconvenience to residents.
2. Earthwork on Site: This work shall include performing all operations necessary to excavate all materials, within the project "construction area" necessary for construction of curbs, gutters, sidewalks, paving and other work. This also includes all operations necessary to construct embankments, including the placement of selected material in connection therewith to backfill depressions resulting from the removal of obstructions. Other operations included in this work are preparing the construction area with "on site" material, such as importing select material from on site for the placing of sidewalk paving or aggregate base and paying thereon. Grading, compaction and application of water are all elements of such preparation. If a buried manmade object is to be removed, the removal and disposal shall be paid for at the contract price per cubic yard for off haul and disposal. This item does not include import or export of materials to or from the construction site.
3. Earthwork and Import Backfill: This work shall be done in accordance with Section 39 "Hot Mix Asphalt" of the Standard Specifications. Import backfill material shall be sand or approved clean native material. Contractor shall submit to the Engineer for approval the

gradation and sample of the import backfill material before placement of any backfill material.

VERTICAL CURB, CURB AND GUTTER, SIDEWALK, SIDEWALK CROSSING AND CROSS GUTTERS (Items D,E,F,G and I)

Standard curb, gutter, cross gutters, and sidewalk shall be constructed in accordance with City Standard Details No. 100R, 102R, and 111R, respectively. Standard Sidewalk Crossing shall be per City Standard Details 107R, 108J and 108R. Vertical curbs shall be Type A1-6 per Caltrans Standard Plan A87A. All curbs, gutter, cross gutters, sidewalk and sidewalk crossing shall be built in conformance with Section 73, "Concrete Curbs and Sidewalks", of the Standard Specifications. Concrete shall be minor concrete containing not less than 550 pounds of Portland cement per cubic yard of concrete or Class 2 concrete, containing 590 pounds of Portland cement per cubic yard of concrete.

The color and tone of finished concrete shall be gray in color and neutral in tone unless otherwise specified as color concrete. Finished concrete shall not be white in color or bright in tone. Backfill shall be provided against edges of sidewalk to prevent any abrupt drop off from the sidewalk to existing grade.

Entry walk and concrete driveway conform paving within the street right of way will be paid for at the contract unit price for standard sidewalk. Concrete conform paving on private property shall be paid for at the contract unit price for standard sidewalk, provided that Rights of Entry have been provided by the City of Monterey.

New Vertical Curb, Curb and Gutter, Sidewalk, Sidewalk Crossing and Cross Gutters shall be doweled into existing Vertical Curb, Curb and Gutter, Sidewalk, Sidewalk Crossing and Cross Gutter where indicated. Dowels shall be #4 rebar, plastic or zinc coated to prevent rust and twelve (12) inches in length, six (6) inches into existing. Doweling, where required, shall be as follows unless otherwise noted: a minimum of three (3) at curbs and gutters, at a minimum of eighteen (18) inches on center at sidewalks with a minimum of two (2) per location and at a minimum of twelve (12) inches on center for sidewalk to curb locations.

All concrete truck wash off water shall be collected and properly disposed of. No wash off water shall be allowed to run down streets, curbs or into catch basins. No wash off water shall enter the Monterey Bay National Marine Sanctuary.

CURB RAMPS (Item H)

Curb Ramps:

Curb ramps and associated curbs, gutters and sidewalks shall be minor concrete containing not less than 550 pounds of Portland cement per cubic yard of concrete or Class 2 concrete, containing 592 pounds of Portland cement per cubic yard of concrete and shall conform to Section 73, "Concrete Curbs and Sidewalks", of the Standard Specifications and these Details and Specifications.

Curb ramps within the public right of way shall comply with the requirements of the Americans with Disabilities Act (ADA). Curb ramps outside the public right of way shall comply with the requirements of the Americans with Disabilities Act (ADA) or the California Building Code (CBC), whichever is more stringent. Additional information may be found on Caltrans Standard Plans A88A and A88B, copies of which are included in Appendix A herein.

For acceptance of forms by the Engineer, see "Construction Procedure" elsewhere in these Specifications.

Typical curb ramps shall be constructed as follows:

1. The ramp shall be a plane with a cross slope equal to the "top of curb" slope at the ramp location. The ramp shall be a minimum of four (4) feet wide at the "face of curb" and "top of ramp".
2. Curb ramps shall be outlined with a 12" border with 1/4" x 1/4" grooves approximately 3/4" on center where ramps and transition areas meet sidewalks.
3. Transitions from ramps and landings to walks, gutters or streets shall be flush (no lip) and free of abrupt changes.
4. The ramp slope from "top to bottom" shall be a straight grade.
5. A warped transition area or flare from ramp to normal sidewalk shall be provided to each side of the ramp measured as shown on the Plans. Where warped transition areas are required, no abrupt changes in slope shall be made in the warped areas. Where ramps and transitions meet the normal sidewalk, ridges shall be avoided by rounding.
6. Finish of transition areas shall be non-slip light broom with brooming done perpendicular to the slopes involved. Ramp areas shall be heavy broom except where the Plans call for grooving the ramp surface in which case medium brooming perpendicular to the ramp slope shall be provided.

In the gutter areas within the limits of construction, all hot mix asphalt and Portland cement concrete shall be removed to a sawcut edge. If an existing gutter is found in place, the new gutter shall conform to it. New hot mix asphalt shall be placed to conform to the existing pavement, provide drainage at the ramp, and eliminate tripping hazards. The existing street pavement shall be replaced in kind.

Doweling for this item shall be the same as that described in "Vertical Curb, Curb and Gutter, Sidewalk, Sidewalk Crossing and Cross Gutters" elsewhere in the specifications.

Truncated Domes:

Truncated domes shall be installed the full width of the ramp and for a depth of three (3) feet with the edge of the truncated domes nearest the street between six (6) inches and eight (8) inches from the gutter flow line or as directed by the Engineer. Truncated domes shall be Armor-Tile Tactile Systems or an approved equal, and shall be a cast in place system or modular paver system, whichever is deemed appropriate for use. Truncated domes shall comply with the Americans with Disabilities Act, and the State of California Building Code Title 24. Truncated domes shall be Colonial Red in color for City projects within the public right of way, Federal Yellow in color for City projects outside the public right of way and for PMSA projects.

HOT MIX ASPHALT DIKE (Item J)

Hot Mix Asphalt Dike, Type A and Type E, shall be as shown on Caltrans Standard Plan A87B. A copy is included in Appendix A herein. Material and placement shall conform to the provisions in Section 39-1.14, "Miscellaneous Areas and Dikes", of the Standard Specifications.

WIRE MESH (Item K)

Wire mesh shall comply with applicable parts of Section 52, "Reinforcement", of the Standard Specifications. Wire shall be either cold drawn steel wire conforming to the specifications of ASTM Designation: A 82 or a hot-rolled plain or deformed bars conforming to the strength requirements of ASTM Designation: A 615, Grade 60.

TINTED CONCRETE (Item L)

The Contractor shall add integral color (tint) to concrete, as called out on plans as directed by the Engineer. The most commonly used tint is "Mesa Buff" in the sidewalks of upper New Monterey. A color number and complete information will be provided on the work order when issued.

DECOMPOSED GRANITE SIDEWALK (Item M)

This specification covers the furnishing and placing of decomposed granite sidewalk or walkways. Also covers placing and mixing decomposed granite, cement and water, for cement stabilized decomposed granite sidewalk and walkways. This includes the furnishing and installation of header boards and stake along the edges of the sidewalk and walkways or as shown on the plans.

3. Decomposed Granite Sidewalk: Decomposed granite, hereafter referred to as "DG", shall be a material with a 3/4" maximum gradation with enough fines to produce a smooth walking surface. The yellow/brown color of DG is a requirement for this material. The Contractor shall obtain the approval of the Engineer of the DG she/he proposes to use prior to delivery.

Portland cement shall be Type II Modified added to the DG at the ratio of 5% by weight of the dry DG for cement stabilized DG sidewalk and walkways.

The quantity of water added to the mixture shall be adjusted to the absolute minimum required to permit uniform mixing. The materials shall be mixed in a drum type mixer on the job or at a central mixing plant. The Contractor shall provide the Engineer sufficient notice of their intent to begin mixing so that the Engineer can provide inspection of the batching and mixing operation.

Not more than 1 1/2 hours shall elapse between the time water is added to the decomposed granite and cement and the time of completion of raking.

Immediately prior to placing the cement stabilized DG mixture, the subgrade shall be moistened. The mixture shall be deposited in such a manner as to minimize the necessity for spotting, picking up or otherwise shifting the mixture. The mixture shall be leveled by raking and compacted by use of a light roller. The mixture shall not be screeded off or finished by floating. No steel tooling of edges shall be done.

The finished surface of the walkway shall be kept moist for five days. Broom with a steel bristle broom within 24 hours after placement to remove cement mortar film on the exposed surface and to fill cracks. Broom the surface daily for four additional days, filling cracks each time.

4. Header Boards: The Contractor shall furnish and install headers board and stakes for the walkways as shown on the plans and specified herein. Header boards and stakes shall be foundation grade redwood conforming to the requirements of the Uniform Building Code Standard No. 25-7 or shall be No. 2 pressure treated Douglas Fir in accordance with the requirements of the Uniform Building Code Standard No. 25-12. Nails shall be hot dip galvanized steel common nails. Pre-drill header boards and stakes to avoid splitting if necessary.

Install header board in straight and true alignment along tangents. Where header board is to be built along curves, make all curves smooth and avoid non-tangent endings of curves. Multiple "bender" boards can be used for sharp curves subject to Engineer's approval.

5. Binder: Binder can be used in lieu of cement to stabilized DG sidewalk or walkways. The binder shall be a colorless, odorless, non-toxic organic binder, such as "Stabilizer" or other approved equal. The binder is blended at a rate of 10 lbs. per ton of crushed aggregate screenings. Initial grading and leveling will leave a somewhat inconsistent surface that can then be leveled with a screed or

asphalt rake. The surface course shall be watered so that the moisture permeates the full depth. This is best achieved by using a 1 1/2" fire hose with an adjustable nozzle. Finally, the surface course shall be compacted using a double-drum roller or similar equipment to give a final depth of 3 1/2", with an absolute minimum at any point of 2". Manufacturer's written recommendations may be followed in lieu of the procedures specified above.

6. Base: Base shall be Class II aggregate base in conformance with Section 26, "Aggregate Bases", of the Standard Specifications.

HOT MIX ASPHALT SIDEWALK (Item N)

Hot Mix Asphalt (HMA) Sidewalks are commonly used to conform to existing ground slopes in areas requiring protection of tree roots; often handwork for excavation and forming is necessary. These walks shall be constructed as defined by the Engineer and the "Order to do Work" and comply with applicable sections of Section 39, "Hot Mix Asphalt", of the Standard Specifications.

If no header boards are called for with HMA walkways, edges are to be even and uniform in appearance. Edges are to be tamped, raked or formed in order to achieve this.

CONCRETE STREET (Item O)

Concrete Street shall be constructed of 3000 psi strength concrete unless otherwise shown on the plans or directed by the Engineer. 3000 psi strength concrete shall contain not less than 564 pounds of Portland cement per cubic yard of concrete unless otherwise shown on the plans or directed by the Engineer. This work shall be in conformance with Section 40, "Concrete Pavement", of the Standard Specifications. Reinforcing bars shall be grade 40 or 60 and shall be placed and spaced as shown on the plans or directed by the Engineer.

HOT MIX ASPHALT PAVEMENT (Items P and Q)

Hot Mix Asphalt (aka Hot mix asphalt) shall be used in asphalt paving, shall comply with Section 39, "Hot Mix Asphalt" and these Special Provisions, and includes but is not necessarily limited to the following:

1. Liquid Asphalt for prime coat and Asphaltic Emulsion for paint binder (tack coat) shall be included as part of this item.
2. Liquid Asphalt for prime coat shall conform to Section 39-1.09, "Subgrade, Tack Coat and Geosynthetic Pavement Interlayer", and Section 93, "Liquid Asphalts", of the Standard Specifications and shall be Grade SC-70.
3. Asphalt Emulsion for paint binder (tack coat) shall conform to Section 39-1.02, "Materials", Section 39-1.09, "Subgrade, Tack Coat and Geosynthetic Pavement Interlayer", and Section 94, "Asphaltic Emulsions", of the Standard Specifications and shall be SS-1 with 60% with water.
4. Hot Mix Asphalt (HMA) shall be Type A. Aggregate shall be 1/2 inch grading or 3/4 inch grading and comply with Section 39-1.02E, "Aggregate" of the Standard Specifications and as shown on the plans. Asphalt binder shall be Grade PG 64-10 ("performance graded") and the amount to be mixed with the aggregate shall be between five (5) and seven (7) percent by weight of dry aggregate. The exact amount shall be determined by the Contractor by using California Test Method 367. The mix design obtained by the Contractor shall be reviewed and approved by the Engineer.

Prior to placing hot mix asphalt, liquid asphalt shall be applied to the surface of aggregate base to be paved at a rate of 0.028 gallons per square foot and asphalt emulsion shall be applied to all vertical

surfaces and existing paved surfaces at the rates specified in Section 39-1.09C, "Tack Coat". Installation of all materials shall conform to the applicable sections of the Standard Specifications.

5. Place and roll HMA as required in Section 39, "Hot Mix Asphalt", of the Standard Specifications. Unless specifically allowed by the Engineer, the use of "spreader boxes" attached to the haul vehicle will not be allowed per Section 39, "Hot Mix Asphalt", of the Standard Specifications.
6. If, upon completion of rolling, or anytime within fourteen (14) days of opening to traffic, areas are found where the above tolerance is exceeded, the Contractor shall correct the same by use of one of the following measures, the choice of which must be mutually agreeable to the Contractor and the City.
 - a. Overlaying
 - b. Patching
 - c. Cold Planing
 - d. Removing and Replacing

AGGREGATE BASE CLASS II (Various Items)

Aggregate Base shall be Class II Aggregate Base, $\frac{3}{4}$ " maximum aggregate size, furnished and placed in accordance with Section 26, "Aggregate Bases", of the Standard Specifications. Contractor has the option to use aggregate base processed from reclaimed material, described in Section 26, "Aggregate Bases", of the Standard Specifications. Recycled material shall be processed at a facility approved by the Engineer. All quality assurance shall be provided by the Contractor and approved by the Engineer. The amount of reclaimed material shall not exceed 50% of the total volume of aggregate used on roadway areas and shall be placed in the lower half of the base section. The upper half of the base section shall be new (virgin) aggregate base. One-hundred percent recycled aggregate base may be used subject to the approval of the Engineer.

SIGN AND SIGN POST (Item R)

Existing signs shall be removed, salvaged and installed at new locations shown as directed by the Engineer.

Each sign shall be reset or installed at the new location on the same day said sign is removed from its original location. Where the sign foundation is not available on the same day, a temporary support must be provided.

Signs shall be placed as directed by the Engineer. Sign shall be placed so that the clearance between the finish grade and the bottom of the sign shall not be less than seven feet (7'). All original concrete shall be removed from the sign post before relocating or resetting, or new sign posts should be provided.

Sign post shall be installed in earth or sidewalk as shown on the City Standard Detail 603.

STORM DRAIN AND SANITARY SEWER (Item S)

Storm Drain Pipe (HDPE, PVC, RCP and VCP):

Trenches shall not be left open at night or on weekends or holidays. The maximum length of open trench at any time shall not exceed the distance necessary to accommodate the amount of pipe that can be installed in a single day. Road aggregate base shall be placed at the end of each day so that a smooth transition will exist between the existing pavement and the gravel road base. Install metal plate for any trenches left open at night, Contractor shall be responsible to secure metal plates to avoid movements

and to prevent tripping hazard.

Pipe bedding shall be sand in conformance with Section 19-3.02E(2), "Sand Beddings", of the Standard Specifications. Slurry cement may be used as bedding upon approval of the Engineer. Slurry cement shall be a mixture of sand and cement conforming with Section 19-3.02D, "Slurry Cement Backfill", of the Standard Specifications with the exception that the mix shall not contain aggregate and that only enough water shall be added to the mixture to facilitate compaction. Bedding shall extend a minimum of four (4) inches below the pipe barrel and up to the spring line.

Trench backfill material shall be approved sand or at Contractor's option, slurry cement may be used. Sand backfill shall be free from clay or organic material, suitable for the purpose intended, and shall be of such size that 90 percent to 100 percent will pass a No. 4 sieve and not more than 5 percent will pass a No. 200 sieve. Slurry cement backfill shall be in conformance with Section 19-3.02D, "Slurry Cement Backfill", of the Standard Specifications. Sand backfill shall be compacted to a relative compaction of not less than 90%. A minimum two foot (2) thick plug of slurry cement backfill at 100-foot intervals shall be provided. The plugs shall extend from the native material of the trench bottom, surround the pipe and reach up to an elevation of eight inches (8") below the paved finished grade. For excavations 5 feet or deeper, Contractor shall provide shoring or additional sloping or benching of soil, as required by the CAL/OSHA.

High Density Polyethylene (HDPE) Pipe:

Pipe shall be corrugated exterior with a smooth interior, Type S polyethylene pipe conforming to AASHTO designation M 294 and Section 64, "Plastic Pipe", of the Standard Specifications. All pipe shall be from the same supplier, manufactured from high density polyethylene (HDPE) compounds conforming to ASTM designation D3350, free of foreign inclusions and visible defects with pipe ends cut squarely and cleanly. Pipe shall be installed in compliance with ASTM D2321, these specifications and applicable sections of the Standard Specifications.

Pipe shall be ADS N-12 pipe with ADS prolink WT 42 or series 35 couplers or approved equal.

Polyvinyl Chloride (PVC):

All PVC pipe shall be joined by compression joints and shall conform to the requirements of ASTM D 3034, Class SDR 26. Material for PVC pipe shall conform to the requirements of ASTM D 1784 for Class 12454-B or 12454-C as defined therein. Flexible rubber rings for compression-type joints for PVC pipe and fittings shall conform to the requirements of ASTM D 1869. All fittings for PVC pipe shall conform to the requirements of ASTM D 2241. The ring groove and gasket ring shall be compatible with PVC pipe ends. Flanged fittings shall be compatible with cast-iron or ductile-iron pipe fittings. The strength class of the fittings shall be not less than the strength class of any adjoining pipe. Flexible couplings shall be rubber, full-circle, clamp-on type conforming to ASTM C 425 and provided with two stainless-steel band, screw clamps to secure the coupling tightly to entering and exiting pipes. All screw-clamp hardware shall be Type 316 stainless steel. Rubber material shall be suitable for sewage service.

Reinforced Concrete Pipe (RCP):

Reinforced concrete pipe shall be Wall B, Class IV per AASHTO M 170. Pipe shall be furnished and installed in accordance with Section 65, "Concrete Pipe", of the Standard Specifications. Trench width shall be no greater than the outside diameter of the pipe plus 12", as shown on the plans or as directed by the Engineer.

Pipe shall be laid upgrade with socket or collar ends of the pipe upgrade unless otherwise authorized by the Engineer. Pipe shall be laid true to grade and line as shown on the Plans. Reinforced concrete pipe joints shall conform to the requirements of Section 65-2.02E, "Joints", of the Standard Specifications. Joints shall be rubber gasketed unless otherwise noted and shall be installed in strict conformance with the manufacturer's recommendations and the Standard Specifications. All pipe segments and joints shall

be thoroughly cleaned prior to installation and before joining.

Vitrified Clay Pipe (VCP):

Vitrified clay pipe (VCP) shall be manufactured in accordance with ASTM Specification C-700 for sewer pipe and joints. All pipe shall be furnished with flexible compression joints conforming in all respects to ASTM Specification C425, latest revision. Polyester resin castings in the bell and on the spigot shall be factory applied. An O-Ring gasket shall be provided to fit in the groove on the spigot end, which will form a tight and flexible compression joint when assembled. VCP shall be installed in accordance with ASTM C12. Pipe shall be laid upgrade with socket or collar ends of the pipe upgrade unless otherwise authorized by the Engineer.

Catch Basins:

Catch basins shall be cast in place and shall include the box, frame, hood and grate, the length of curb and gutter required to form the widened and depressed apron area surrounding the grate.

Catch basin construction shall be in accordance with Section 51, "Concrete Structures" and Section 52, "Reinforcement" of the Standard Specifications, City Standard Detail 103BR, and these Special Provisions.

Concrete shall be class B concrete. Reinforcement shall conform to the specifications of ASTM A615, Grade 40.

Also included in this section is the structure excavation, structure backfill and backfill compaction. Such work shall be in accordance with Section 19, "Earthwork", of the Standard Specifications.

Backfilling shall be achieved as follows:

1. Use select fill material having an R value of 50 minimum.
2. Place fill material in 6" to 8" layers, moisten as required and compact to 90% relative compaction up to one foot (1') below the grading plans.
3. Relative compaction shall be 95% down to a depth of one (1.0) foot below the grading plans for aggregate base.

Manholes:

Manholes shall be in accordance with Section 70-4, "Precast Concrete Pipe Drainage Facilities", and Section 90, "Concrete", of the Standard Specifications, as shown on the Plans, these Special Provisions and per City Standard Detail No. 200R. Structure excavation, structure backfill and backfill compaction for this item shall be the same as that described in "Catch Basins" elsewhere in these Special Provisions.

Clean Outs:

Clean outs shall be installed per City Standard Detail No. 202 "Clean-Out", as shown on the plans or as directed by the Engineer.

Curb Drain:

Curb Drains shall be installed per the Curb Drain Detail included in Appendix A herein, as shown on the plans or as directed by the Engineer.

Edge Drain:

This item includes edge drains other than drains placed under the sidewalk which discharge through the curb. Pipe shall be 4" perforated PVC drain pipe wrapped with filter fabric.

Repair Sewer Lateral:

Contractor shall repair or replaced sewer laterals that are in conflict with the project. Repair or replacement of damaged sewer lateral due to Contractor's operations shall be performed by the Contractor and the cost shall be borne by the contractor. Damage and extent of repair or replacement shall be determined and approved in the field by the Engineer.

RAILROAD TIE RETAINING WALL AND STEPS (Item T)

Where Railroad ties are specified for steps they shall be cut to size and secured with #6 reinforcing bars placed at two (2) foot centers. Ties shall be in good condition and free of checks and splits as determined by the Engineer. Where railroad ties are specified as retaining wall it shall be placed as shown on the plans. Fill placed against retaining walls shall be select backfill, having a Sand Equivalent of the following grading:

<u>Sieve Size</u>	<u>Percentage Passing</u>
1 1/2	100
No. 4	35 - 100
No. 30	20 - 100

Concrete for post footings shall be poured against undisturbed soil. Where posts are to be embedded directly into the soil, use a method of installation which will result in the posts being surrounded by soil compacted to a relative compaction of at least 90% of maximum dry density. Compact select backfill placed against retaining walls to the same relative.

WOOD RETAINING WALL AND HANDRAILS (Items U and X)

Wood retaining wall and handrail shall comply with these specifications and the details contained in Appendix A. All materials and workmanship for this construction shall conform to the requirements of the California Building Code (CBC). Lumber for wood retaining walls and handrails shall be foundation grade redwood or pressure treated Douglas Fir No. 2. Foundation grade redwood shall conform to the requirements of UBC Standard No. 25-7 and pressure treatment for Douglas fir shall conform to the requirements of UBC Standard No. 25-12. All hardware, including rods, bolts, nuts, washers, spikes and nails shall be hot dip galvanized per ASTM A153. Concrete for post footings shall be Class B concrete per Section 90 of the Standard Specifications. Fill placed against retaining walls shall be select backfill, having a Sand Equivalent of the following grading:

<u>Sieve Size</u>	<u>Percentage Passing</u>
1 1/2	100
No. 4	35 - 100
No. 30	20 - 100

Concrete for post footings shall be poured against undisturbed soil. Where posts are to be embedded directly into the soil, use a method of installation which will result in the posts being surrounded by soil compacted to a relative compaction of at least 90% of maximum dry density. Compact select backfill placed against retaining walls to the same relative dry density.

MASONRY RETAINING WALL (Item V)

Masonry Retaining walls shall comply with Caltrans Revised Standard Plans RSP B3-7A, RSP B3-7B and B3-7C. A copy of the Standard Plans are included in Appendix A herein. Reinforcing bars shall be grade 40 or 60 and shall be placed and spaced as shown on the plans or directed by the Engineer. Concrete Masonry Units (CMU) shall be grey or earth tone split face.

CONCRETE RETAINING WALL (Item W)

Concrete retaining walls shall be as shown on the plans and shall conform to Section 51, "Concrete Structures", and Section 52, "Reinforcement", of the Standard Specifications. Where plans are not provided, concrete retaining wall shall comply with Caltrans Revised Standard Plans RSP B3-7A, RSP B3-7B and RSP B3-7C. A copy of the Standard Plans are included in Appendix A herein. Reinforcing bars shall be grade 40 or 60 and shall be placed and spaced as shown on the plans or directed by the Engineer.

STREET AND PARKING LOT LIGHTING (Item Y)

Street lights shall be installed and constructed per City Standard Detail No. 300R "Street Lighting", City Standard Detail No. 300PR "Parking Lot Lighting", as shown on the plans or as directed by the Engineer. Conduit shall comply with Section 86-2.05, "Conduit", of the Standard Specifications.

TRAFFIC CONTROL (Item Z)

When traffic control is required it shall conform to the provisions of Section 12, "Construction and Traffic Control Devices" of the Standard Specifications and Caltrans Manual on Uniform Traffic Control Devices, latest edition, and shall be approved by the Engineer.

CONSTRUCTION STAKING (Item AA)

City shall provide construction staking as described in "Construction Surveys" elsewhere in these specifications. If the City is unable to provide construction staking described in "Construction Surveys", the contractor may be required by the Engineer to provide construction staking as described in "Construction Surveys".

FENCE AND GATES (Item BB)

Fences and Gates shall conform to Section 80, "Fences", of the Standard Specifications. Chain-link fences and gates shall comply with Standard Plans A85, A85A, and A85B, as shown on the plans or as directed by the Engineer.

Barbed wire on top of chain-link fences and gates shall be as shown on the plans or as directed by the Engineer.

ADA ACCESS RAMPS (Item CC)

ADA Access Ramps are those portions of designated accessible routes where the running slope (slope in the direction of travel) is steeper than 1:20 (5%). ADA access ramps within the public right of way shall comply with the requirements of the Americans with Disabilities (ADA) Act. ADA access ramps outside the public right of way shall comply with the requirements of the Americans with Disabilities Act (ADA) or the California Building Code (CBC), whichever is more stringent.

In general, but not limited to, the cross slope shall not exceed 2%, the maximum rise shall be 30 inches, the clear width between handrails shall be a minimum of 36 inches and landings shall be provided at the top and bottom of each ramp run and at changes in direction.

ADA access ramps shall be minor concrete containing not less than 550 pounds of Portland cement per cubic yard of concrete or Class 2 concrete containing 592 pounds of Portland cement per cubic yard of concrete and shall conform to Section 73, "Concrete Curbs and Sidewalks", of the Standard Specifications and these Specifications. For acceptance of forms by the Engineer, see "Construction Procedure" elsewhere in these specifications. Metal Railing shall comply with Section 83-1.02 G, "Metal Railing", of the Standard Specifications, as shown on the plans or as directed by the Engineer.

BRICK SURFACING (Item DD)

New Brick Surfacing On Concrete Underslab:

This item of work is for new brick surfacing on concrete underslab and shall be standard red common brick with color and texture to match existing common bricks around town. A 4" concrete underslab shall be constructed first and then a ½" thin set mortar bed applied. The bricks shall be placed on the mortar bed with a 3/8" wide joint to be filled with grout. Concrete shall be minor concrete. The new concrete underslab shall be thoroughly cleaned before application of thin set mortar.

Repair Brick Surfacing On Concrete Underslab:

This item of work is to repair existing brick surfacing on concrete underslab. Existing bricks shall be removed and re-used if they are not chipped, cracked or otherwise broken. The existing concrete underslab shall be thoroughly cleaned before application of the thin set mortar.

New Brick Surfacing On Sand Bedding:

This item of work is for new brick surfacing on sand bedding and shall be standard red common brick with color and texture to match existing common bricks around town. Sand bedding shall be a minimum of 2" thick and shall meet the requirements of bedding and joint sand for concrete interlocking pavers elsewhere in these specifications.

Repair Brick Surfacing On Sand Bedding:

This item of work is to repair existing brick surfacing on sand bedding. Existing bricks shall be removed and re-used if they are not chipped, cracked or otherwise broken. The existing sand bedding shall be screed level before installation of bricks. Additional sand, if required, shall meet the requirements of bedding and joint sand for Concrete Interlocking Pavers elsewhere in these specifications.

PAVER SURFACING (Item EE)

New Paver Surfacing On Concrete Underslab:

This item of work is for new paver surfacing on concrete underslab and shall be standard red split paver with color and texture to match existing split pavers around town. A 4" concrete underslab shall be constructed first and then a ½" thin set mortar bed applied. The pavers shall be placed on the mortar bed with a 3/8" wide joint to be filled with grout. Concrete shall be minor concrete. The new concrete underslab shall be thoroughly cleaned before application of the thin set mortar.

Repair Paver Surfacing On Concrete Underslab:

This item of work is to repair existing paver surfacing on concrete underslab. Existing pavers shall be removed and re-used if they are not chipped, cracked or otherwise broken. The existing concrete underslab shall be thoroughly cleaned before application of the thin set mortar.

CONCRETE INTERLOCKING PAVERS (Item FF)

Concrete interlocking pavers shall be installed per manufacturer's recommendations by a contractor with a crew of at least one year of experience in placing interlocking concrete pavers on projects of similar nature or dollar cost.

Bedding sand and joint sand shall be included as part of this item. Installing concrete pavers includes but is not necessarily limited to the following work:

Concrete Paver Units

Concrete pavers shall meet the requirements of ASTM C 936, Standard Specification for Solid Concrete Interlocking Paving Units, for average compressive strength and average water absorption.

Pavers for walkways shall be Holland (80mm), red-tan in color, manufactured by Pacific Interlocking Paving stone, or approved equal. Crosswalk pavers shall be installed in a 90-degree herringbone pattern. Maintain straight pattern lines.

Joints between the pavers on average shall be between 2 mm to 5 mm wide.

Gaps at the edges of the paved area shall be filled with cut pavers or edge units. Layout of edge banding shall be done so as to minimize the number of cut pavers to less than one-third of a whole paver. Pavers to be placed along the edge shall be cut with a double-bladed paver splitter or masonry saw. A low amplitude, high frequency plate vibrator capable of at least 22 kN compaction shall be used to vibrate the pavers into the bedding sand and to completely fill paver joints with joint sand.

The final surface elevations of installed pavers shall be 3 to 6 mm above adjacent drainage inlets, concrete collars of channels.

Full size samples of concrete paving units that indicate color and shape selections shall be submitted to the engineer for approval prior to ordering materials. Color will be selected by the Engineer from City of Monterey approved colors.

Bedding and Joint Sand

Bedding and joint sand shall be lean, non-plastic, free from deleterious or foreign matter and natural or manufactured from crushed rock. Limestone screenings or stone dust will not be allowed.

Grading of bedding and joint sand shall be done according to ASTM C 136. The Contractor shall submit a sieve analysis for grading of bedding and joint sand for approval prior to ordering materials.

Bedding sand shall conform to grading requirements of ASTM C 33 shown in Table 1 below:

Grading Requirements for Bedding Sand – ACTM C 33

Sieve Size	Percent Passing
9.50 mm	100
4.75 mm	95 to 100
2.36 mm	85 to 100
1.18 mm	50 to 85
0.600 mm	25 to 60
0.300 mm	10 to 30
0.150 mm	2 to 10

Joint sand shall conform to the grading requirements of ASTM C 144 shown in the table below:

Sieve Size	Natural Sand Percent Passing	Manufactured Sand Percent Passing
4.75 mm	100	100
2.36 mm	95 to 100	95 to 100
1.18 mm	70 to 100	70 to 100
0.600 mm	40 to 75	40 to 100
0.300 mm	10 to 35	20 to 40
0.150 mm	2 to 15	10 to 25
0.075 mm	0	0 to 10

Subgrade surface tolerance shall be plus or minus 10 mm over a 3 m straight edge prior to spreading of bedding sand. Bedding sand shall not be used to fill depressions in the subgrade surface.

Bedding sand shall be spread evenly over the subgrade and screed to a nominal 25 mm thickness, not exceeding 40 mm thickness. The screed sand shall not be disturbed.

Dry joint sand shall be swept into the paver joints and vibrated until they are full. Excess sand shall be swept off and removed when the job is complete.

Sand shall be covered with a waterproof covering at the end of each working day to prevent exposure to rainfall or removal by wind. Secure covering in place.

STONE WALL (Item GG)

New Stone Wall:

This item of work is for new stone wall construction. For bidding purposes, consider golden granite as the material. However, types of stone materials may vary from site to site, depending upon conditions and surrounding hardscape. The depth of the wall shall be 1'-4" with a maximum height of 3'-0".

Repair Stone Wall:

This item of work is for repairing existing stone wall construction. Existing stones may be re-used if they are not chipped, cracked or otherwise broken. New stones shall match existing stones where applicable and practical. New stones shall be grouted in place to match existing conditions. All repair work shall be paid for as extra work per Section 9-1.03, "Force Account", of the Standard Specifications.

CONCRETE SIDEWALK SLICING (Item HH)

All vertical displacements between 0.25" inches and 1.75" inches in height will be saw cut in accordance with the requirements of the Americans with Disabilities Act (ADA). Each offset will be tapered at a 1:8 slope or flatter and shall have a smooth uniform appearance and texture. It is the Contractor's responsibility to adhere to the ADA grades required (1:8 slope or flatter). Inspection and approval of work shall not relieve the Contractor from achieving all requirements set forth in these specifications. The Contractor shall be responsible to repair any work improperly performed.

All saw cutting shall be taken to an absolute zero point of differential with the adjacent opposing panel, and to both edges of the sidewalk panel to mitigate the vertical displacement in its entirety over the full width of the sidewalk panel as needed. Some panels may not require the full width of the sidewalk panel to be mitigated where the vertical displacement recedes to an already zero differential.

Contractor's repairs may not leave ridges or grooves that could hold water and prevent drainage of rain water or irrigation. Final mitigated surface shall be smooth and free of any grooves that catch excess water.

Contractor shall work closely with the Engineer to coordinate any and all work to be performed. All cuts shall be marked and/or approved by the Engineer prior to cutting. If additional potential cuts are identified by the Contractor, the Contractor shall call the inspector to review and/or approve the location prior to the cut being made. Any cuts made without being pre-marked or approved by the Engineer shall not be paid for.

Prior to commencing work at an address, the Contractor shall notify the affected public that work will be done in front of their business or residence and provide a contact phone number for the Contractor.

The adjacent opposing sidewalk panel, along with any wall and/or obstacles butting up to the sidewalk panel, shall not be cut into or marked in any way, shape or form when mitigating vertical displacements. Cutting into any landscaping, i.e. grass, rocks, walls, etc, is not permitted. Contractor is not allowed to cut the concrete deeper than the opposing slab. Any scarring or damaging of the adjacent opposing slab which does not have a vertical displacement on it or damage to landscaping, walls or otherwise, will require that the contractor remove and replace the damaged opposing slab or repair other damages at their cost.

Contractor shall, at all times, keep his work area safe and clean to protect the public. Sidewalk repair equipment and all other items incidental to the work shall not be left or stored on the sidewalk or on private property while not in use.

Dust shall be collected using a high powered vacuum dust control system, eliminating the majority of dust from entering into the atmosphere. Any water-cooling slurry must be controlled and removed. No slurry shall be allowed to enter adjacent landscape areas or storm drains. All slurry shall be removed by the Contractor.

All debris and concrete dust shall be completely cleaned from the sidewalk surface as well as the surrounding area, i.e. landscaping, walls, etc. and be hauled off and disposed of at an approved site. Contractor must provide proof that all concrete and debris is recycled in a proper, environmentally safe manner.

Work for this contract will be performed on a City-wide basis as designated by the Engineer. Within one week of completion of each day's work, contractor must provide to the city a detailed list and map including:

1. Extent of each sidewalk repair, including highest and lowest height in inches and width to the nearest 0.5 foot.
2. Location of each sidewalk repair, including address and detailed description.
3. Cost of each sidewalk repair.

All invoices shall include a summary by grid location of the number of cuts, linear feet, inch feet, unit cost, and extended cost.


PREMIUM LABOR (Item II)

Premium labor, when required by the City, shall be labor performed as noted in Part II of these Specifications and shall be paid at the prevailing rate as submitted in the bid or per General Prevailing Wage Rate provisions. Premium Labor hours may be adjusted by the City as required.

(THIS PAGE INTENTIONALLY LEFT BLANK)

APPENDIX A
BID PROPOSAL FORMS

(THIS PAGE INTENTIONALLY LEFT BLANK)



CITY OF MONTEREY
DEPARTMENT OF PLANS AND PUBLIC WORKS

BID PROPOSAL COVER SHEET
FOR
MUNICIPAL IMPROVEMENTS ON-CALL CONTRACT 2015 – 2016
FOR CITY PROJECTS

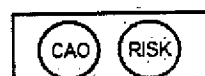
Submit the following items unbound:

<u>ITEM</u>	<u>INCLUDED</u>
1. Bid Proposal Cover Sheet (this sheet)	_____
2. Proposal and Bid Schedule	_____
3. Declaration of Bidder	_____
4. Noncollusion Affidavit	_____
5. Debarment and Suspension Certification	_____
6. Local Hiring Requirement	_____
7. Certification of Good-Faith Effort (Prime)	_____
8. Bid Bond	_____
9. Evidence of current Cal/OSHA T-1 Permit	_____

Failure to include items identified above may result in your bid being deemed non-responsive resulting in rejection of your bid.

By: _____
Company Name

Signature



(THIS PAGE INTENTIONALLY LEFT BLANK)

**MUNICIPAL IMPROVEMENTS ON-CALL CONTRACT 2015 – 2016
FOR CITY PROJECTS**

CITY OF MONTEREY

PROPOSAL

To the Honorable City Council
City of Monterey
City Hall
Monterey, California

The undersigned declares to have carefully examined the location of the proposed work, that the Plans and Specifications as set forth herein have been examined, and hereby proposes to furnish all materials and equipment and do all the work required to complete the said work in accordance with said Plans and Specifications for the lump sums and unit prices set forth in the following schedule:

BID SCHEDULE

See "Appendix A, Page 7" through "Appendix A, Page 18" immediately following this page.

(THIS PAGE INTENTIONALLY LEFT BLANK)

DECLARATION OF BIDDER RE: LICENSE QUALIFICATIONS

Bidder certifies he/she possesses a license in accordance with a State Act providing for the registration of Contractors. License No. : _____, Class: _____, Expiration date: _____.

THE FOREGOING INFORMATION IS TRUE AND CORRECT AND IS EXECUTED UNDER PENALTY OR PERJURY IN

_____ COUNTY, CALIFORNIA, ON _____, 201__.

Name of Firm: _____

Address: _____

Telephone: _____

Email: _____

(If firm is an individual, so state. If a firm or co-partnership, state the firm name and give the names of person authorized to execute the declaration on its behalf.)

FAILURE TO PROVIDE ANY OF THE INFORMATION REQUIRED HEREIN INCLUDING CONTRACTOR SIGNATURES MAY RESULT IN YOUR BID BEING DEEMED NON-RESPONSIVE

Signature

Printed Name and Title

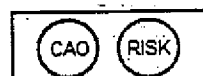
The Bidder shall list below any and all addenda issued for this project. Failure to list issued addenda will result in a non-responsive bid:

ADDENDA**DATE RECEIVED**

1. _____
2. _____
3. _____
4. _____

The Bidder shall list below jobs of a similar nature completed by Bidder's organization within the past three (3) years:

Date Completed	Dollar Amount	Agency Name	Type Of Job	Project Location
_____	_____	_____	_____	_____
_____	_____	_____	_____	_____
_____	_____	_____	_____	_____
_____	_____	_____	_____	_____
_____	_____	_____	_____	_____
_____	_____	_____	_____	_____



The Bidder shall list below the name, the location of the place of business, and the California contractor license number of any subcontractors proposed to perform work or labor or render service on this project, or a subcontractor licensed by the State of California who will specially fabricate and install a portion of the work or improvement according to detailed drawings contained in the plans and specifications of this project, whose work is in excess of one-half of 1 percent of the Bidder's total bid or, in the case of bids or offers for the construction of streets or highways, including bridges, in excess of one-half of 1 percent of the Bidder's total bid or ten thousand dollars (\$10,000), whichever is greater:

1	DBE (Y/N)	License No.	Subcontractor Name	Subcontractor Place of Business
	Item No.	Amount (\$) or % of Bid Item	Trade/Description of Work	
2	DBE (Y/N)	License No.	Subcontractor Name	Subcontractor Place of Business
	Item No.	Amount (\$) or % of Bid Item	Trade/Description of Work	
3	DBE (Y/N)	License No.	Subcontractor Name	Subcontractor Place of Business
	Item No.	Amount (\$) or % of Bid Item	Trade/Description of Work	
4	DBE (Y/N)	License No.	Subcontractor Name	Subcontractor Place of Business
	Item No.	Amount (\$) or % of Bid Item	Trade/Description of Work	
5	DBE (Y/N)	License No.	Subcontractor Name	Subcontractor Place of Business
	Item No.	Amount (\$) or % of Bid Item	Trade/Description of Work	
6	DBE (Y/N)	License No.	Subcontractor Name	Subcontractor Place of Business
	Item No.	Amount (\$) or % of Bid Item	Trade/Description of Work	
7	DBE (Y/N)	License No.	Subcontractor Name	Subcontractor Place of Business
	Item No.	Amount (\$) or % of Bid Item	Trade/Description of Work	

**NONCOLLUSION AFFIDAVIT TO BE EXECUTED BY BIDDER, LEGALLY NOTARIZED AND
SUBMITTED WITH BID**

State of California)
) ss.
County of _____)

_____, being first duly sworn, deposes and says that he or she is _____ of _____, the party making the foregoing bid; that the bid is not made in the interest of, or on behalf of, any undisclosed person, partnership, company, association, organization, or corporation; that the bid is genuine and not collusive or sham; that the Bidder has not directly or indirectly induced or solicited any other bidder to put in a false or sham bid, and has not directly or indirectly colluded, conspired, connived or agreed with any Bidder or anyone else to put in a sham bid, or that anyone shall refrain from bidding; that the Bidder has not in any manner, directly or indirectly, sought by agreement, communication, or conference with anyone to fix the bid price of the Bidder or any other Bidder, or to fix any overhead, profit, or cost element of the price bid, or of that of any other Bidder, or to secure any advantage against the public body awarding the contract of anyone interested in the proposed contract; that all statements contained in the bid are true; and, further, that the Bidder has not, directly or indirectly, submitted his or her bid price or any breakdown thereof, or the contents thereof, or divulged information or data relative thereto, or paid, and will not pay, any fee to any corporation, partnership, company association, organization, bid depository, or to any member or agent thereof to effectuate a collusive or sham bid; and that the bid is not made in the interest of, or on behalf of, any member of the Monterey City Council or any City officer or employee.

Signed: _____

State of _____)
) ss.
County of _____)

On _____ before me, _____
Date Name and Title of the Officer

Notary Public, personally appeared _____
Name(s) of Signer(s)

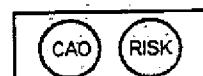
who proved to me on the basis of satisfactory evidence to be the person(s) whose name(s) is/are subscribed to the within instrument and acknowledged to me that he/she/they executed the same in his/her/their authorized capacity(ies), and that by his/her/their signature(s) on the instrument the person(s), or the entity upon behalf of which the persons(s) acted, executed the instrument.

I certify under PENALTY OF PERJURY under the laws of the State of California that the foregoing paragraph is true and correct.

WITNESS my hand and official seal.

(notary seal or stamp)

Notary's Signature



DEBARMENT AND SUSPENSION CERTIFICATION

The Bidder, under penalty of perjury, certifies that, except as noted below, he/she or any other person associated therewith in the capacity of owner, partner, director, officer, manager:

- Is not currently under suspension, debarment, voluntary exclusion, or determination of ineligibility by any state, federal, or local agency;
- Has not been suspended, debarred, voluntarily excluded or determined ineligible by any state, federal, or local agency within the past 3 years;
- Does not have a proposed debarment pending; and
- Has not be indicted, convicted, or had a civil judgment rendered against it by a court of competent jurisdiction in any matter involving fraud or official misconduct within the past 3 years.

If there are any exceptions to this certification, insert the exceptions in the following space.

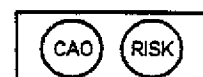
Exceptions will not necessarily result in denial of award, but will be considered in determining Bidder responsibility. For any exception noted above, indicate below to whom it applies, initiating agency, and dates of action.

Notes: Providing false information may result in criminal prosecution or administrative sanctions.

I declare under penalty of perjury that the foregoing is true and correct and that this certification is signed this _____ day of _____, 201__ in _____ County, California.

Signature

Printed Name and Title



Local Hiring Requirement

All Contractors who submit bids, or proposals, to construct or provide work on any City of Monterey Public Works project, or for any other Public Works construction, or improvement, on City property must comply with Monterey City Code Article 2 of Chapter 28, which sets forth the requirements regarding the Local Hiring Requirement for Public Works Projects. A copy of Monterey's Local Hiring Requirement Ordinance is available at the City Clerk's Office; Bidders are responsible for familiarizing themselves with the contents thereof before signing the certifications required below.

Among other requirements, this ordinance requires the Contractor to promise to make a good-faith effort to hire qualified individuals who are residents of the Monterey Bay Area (Monterey, Santa Cruz and San Benito Counties), in sufficient numbers so that no less than fifty percent (50%) of the Contractor's total construction work force, including subcontractor work force, measured in labor work hours, is comprised of Monterey Bay area residents. This same requirement applies to all subcontractors.

Every Bidder must complete and sign under penalty of perjury a Certification of Good-Faith effort to Hire Monterey Bay Area Residents, on the form provided, and submit said Certification with the sealed bid no later than the date and time of the bid opening. Bidder shall attach to the Certification documentary evidence supporting Bidder's promise to meet, or to make a good-faith effort to meet, the local hiring goal.

Contractor shall include in each and every subcontract relating to the project the requirement that the subcontractor promises to make a good faith effort to hire qualified individuals who are residents of the Monterey Bay Area. Contractor shall be responsible for subcontractor's compliance.

Prior to submitting bids, Bidders shall ensure that any and all subcontractors listed in their bids are not disqualified at that time pursuant to Section 28-78 of the City ordinance referenced above. Prospective contractors may consult the list, available from the City Clerk, of contractors and subcontractors, if any, who are currently disqualified.

The local hiring requirement shall not apply under the following circumstances:

- (e) Informal Bids, or
- (f) Whenever a state or federal law or regulation applicable to a particular contract prohibits the provision of a local hire requirement; or
- (g) Whenever the City, in accordance with the requirements of the Code or state law, determines that the contract is necessary to respond to an emergency which endangers the public health, safety, or welfare; or
- (h) Whenever the City determines that a suitable pool of persons providing specialized skills does not exist locally for a specific public works project. An example would be marine-related pile drivers.

**Certification of Good-Faith Effort to Hire Monterey Bay Area Residents
(Prime Contractor – To be Submitted with Bid)**

I, _____, a licensed contractor, or responsible managing officer,
of the company known as _____,
do hereby certify, under penalty of perjury, that I have met, or made a good-faith effort to meet, the
requirements set forth in Monterey City Code Article 2 of Chapter 28. Further, I certify that during the
performance of the contract, I shall keep an accurate record on a standardized form showing the name,
place or residence, trade classification, hours employed, proof of qualified individual status, per diem
wages and benefits of each person employed by the company on the specific public works project,
including full-time, part-time, permanent, and temporary employees, and provide such records to the City
upon request, within five working days. I understand that I am responsible for insuring that any
subcontractor working under my direction, complies with this ordinance, including submitting a
Certification of Good Faith Effort to Hire Monterey Bay Residents, and to keeping accurate records as
described above.

Signature

Printed Name and Title

Date

APPENDIX B

Details

DETAILS
TABLE OF CONTENTS

<u>NO</u>	<u>TITLE</u>	<u>DATE</u>
100 R	STANDARD CURB & GUTTER SECTION	--
101	ROLLED CURB & GUTTER SECTION	11-07-60 R
102 R	OPEN CROSS GUTTER	--
103 BR	CATCH BASIN (2 SHEETS)	01-03-03
103 C	EXTENDED INLET CATCH BASIN (2 SHEETS)	09-13-96
105 AR	MONUMENT PLACEMENT IN STREET	06-11-71
107 R	COMMERCIAL SIDEWALK CROSSING	10-15-92
108 BR	RESIDENTIAL SIDEWALK CROSSING	12-08-70
108 J	RESIDENTIAL J - SIDEWALK CROSSING	--
108 R	RESIDENTIAL SIDEWALK CROSSING	10-15-92
111 R	SIDEWALK	07-13-70
200 R	PRECAST CONCRETE MANHOLE	07-22-93
202	CLEAN-OUT	04-15-55
204	PRECAST CONCRETE DROP MANHOLE	07-22-93
300 PR	PARKING LOT LIGHTING	02-06-06
300 R	STREET LIGHTING	03-07-05
500	SEWER MAIN BEDDING & WYE	12-06-06
501	SEWER MAIN, WYE & LATERAL	12-06-06
602	TYPE E MONTEREY QUADRUPOLE LOOP DETECTOR	04-28-11
603	STANDARD SIGN POST	09-04-03
620	ZEBRA CROSSWALK STRIPING	--
DETAIL G	CURB DRAIN	--
--	CURB DRAIN	--
--	1', 2' & 3' RETAINING WALL	--
--	HANDRAIL	--
RSP A87A	CURBS AND DRIVEWAYS	07-19-13
RSP A87B	HOT MIX ASPHALT DIKES	07-19-13
RSP A88A	CURB RAMP DETAILS	07-19-13
RSP A88B	CURB RAMP AND ISLAND PASSAGEWAY DETAILS	07-19-13
B0-3	BRIDGE DETAILS	05-20-11
RSP B3-7A	RETAINING WALL TYPE 6 (CASE 1)	04-20-12
RSP B3-7B	RETAINING WALL TYPE 6 (CASE 2)	04-20-12
RSP B3-7C	RETAINING WALL TYPE 6 DETAILS	04-20-12

APPENDIX C

Sample Work Order

**SAMPLE
CITY OF MONTEREY WORK ORDER**

**For
Municipal Improvements On-Call Contract 2015 - 2016
For City Projects, Resolution No. _____**

Issued To: _____

Work Order Number, Name: CM2015 - _____

Issue Date: _____ **Project Code:** _____

LOCATION:

DESCRIPTION OF WORK:

All work shall be in accordance with the Municipal Improvements On-Call Contract 2015 – 2016 For City Projects Specifications, attached sketch and project description as follows: _____
The work, in general, includes, _____

QUANTITIES AND PRICES:

Project cost shall be \$ _____ per attached Cost Estimates dated _____ 20 ____.
All construction changes and associated costs shall require written Construction Change Orders.

TIME LIMITS:

Start Date: _____, 20 ____

End Date: _____, 20 ____

Funding Check By (Provide Acct GL Printout): _____
S. Connolly, Accounting Specialist

This Work Order Authorized By: _____
Robert Harary, P.E., Principal Engineer

**Work Order Acceptance Acknowledged
By Contractor's Representative:** _____
Contractor's Representative Name and Title

City Acceptance of Completed Work: _____
(Contractor's guarantee period begins on this date)

cc: Contractor, Accounting, Inspection, File



APPENDIX A

BID PROPOSAL FORMS

(THIS PAGE INTENTIONALLY LEFT BLANK)



Travelers Casualty and Surety
Company of America
One Tower Square 3PB, Hartford, CT 06183

Bid Bond

KNOW ALL MEN BY THESE PRESENTS,

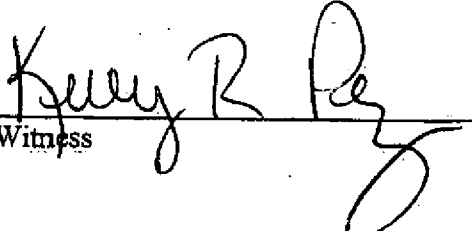
That we, The Don Chapin Company, Inc. as Principal, hereinafter called the Principal, and Travelers Casualty and Surety Company of America, a corporation duly organized under the laws of the State of Connecticut, as Surety, hereinafter called the Surety, are held and firmly bound unto the City of Monterey as Obligee, hereinafter called the Obligee, in the sum of Ten Percent of Amount Bid (-10%-), or the payment of which sum well and truly to be made, the said Principal and the said Surety, bind ourselves, our heirs, executors, administrators, successors and assigns, jointly and severally, firmly by these presents.

WHEREAS, the Principal has submitted a bid for:

Municipal Improvements On-Call Contract 2015-2016 for City Projects

NOW, THEREFORE, if the Obligee shall accept the bid of the Principal and the Principal shall enter into a Contract with the Obligee in accordance with the terms of such bid, and give such bond or bonds as may be specified in the bidding or Contract Documents with good and sufficient surety for the faithful performance of such Contract and for the prompt payment of labor and material furnished in the prosecution thereof, or in the event of the failure of the Principal to enter such Contract and give such bond or bonds, if the Principal shall pay to the Obligee the difference not to exceed the penalty hereof between the amount specified in said bid and such larger amount for which the Obligee may in good faith contract with another party to perform the Work covered by said bid, then this obligation shall be null and void, otherwise to remain in full force and effect.

Signed and sealed August 4, 2015


Witness

The Don Chapin Company, Inc. (Principal)

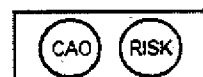
By:  (Seal)

DONALD D. CHAPIN JR. PRESIDENT

Travelers Casualty and Surety Company of America (Surety)


Christine Williams, Witness

By:  (Seal)
Ysenia Rivera, Attorney-in-Fact





CITY OF MONTEREY
DEPARTMENT OF PLANS AND PUBLIC WORKS

BID PROPOSAL COVER SHEET


FOR
**MUNICIPAL IMPROVEMENTS ON-CALL CONTRACT 2015 – 2016
FOR CITY PROJECTS**

Submit the following items unbound:

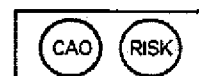
<u>ITEM</u>	<u>INCLUDED</u>
1. Bid Proposal Cover Sheet (this sheet)	<u>X</u>
2. Proposal and Bid Schedule	<u>X</u>
3. Declaration of Bidder	<u>X</u>
4. Noncollusion Affidavit	<u>X</u>
5. Debarment and Suspension Certification	<u>X</u>
6. Local Hiring Requirement	<u>X</u>
7. Certification of Good-Faith Effort (Prime)	<u>X</u>
8. Bid Bond	<u>X</u>
9. Evidence of current Cal/OSHA T-1 Permit	<u>X</u>

Failure to include items identified above may result in your bid being deemed non-responsive resulting in rejection of your bid.

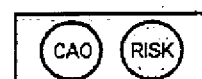
By: THE DON CHAPIN CO., INC.
Company Name


Signature
DONALD D. CHAPIN JR. PRESIDENT

MUNICIPAL IMPROVEMENTS ON-CALL
2015 – 2016 FOR CITY PROJECTS



(THIS PAGE INTENTIONALLY LEFT BLANK)



No: **2015-900132**

ANNUAL PERMIT

Permit Issued To

(Insert Contractor/Project Administrator's Name, Address
and Telephone No.)

The Don Chapin Company Inc dba Tom's Septic
Construction
Attn: Safety Mgr or Samuel Funk
560 Crazy Horse Canyon Rd
Salinas CA 93907-8434
(831) 449-4273

No. _____

Date 1/26/2015

Region 1

District 2

Tel. (510) 794-2521

Type of Permit T-1-ANNUAL TRENCH/EXCAVATION

Pursuant to Labor Code Sections 6500 and 6502, this Permit is issued to the above-named employer for the projects described below.

State Contractor's License Number		406512		Permit Valid through		January 26, 2016	
Description of Project		Location Address		City and County		Anticipated Dates	
						Starting	Completion
Various Conditions of Issuance:		Statewide				Jan 26, 2015	Jan 26, 2016

This Permit is issued upon the following conditions:

1. That the work is performed by the same employer. If this is an annual permit the appropriate District Office shall be notified, in writing, of dates and location of job site prior to commencement.
2. The employer will comply with all occupational safety and health standards or orders applicable to the above projects, and any other lawful orders of the Division.
3. That if any unforeseen condition causes deviation from the plans or statements contained in the Permit Application Form the employer will notify the Division immediately.
4. Any variation from the specification and assertions of the Permit Application Form or violation of safety orders may be cause to revoke the permit.
5. This permit shall be posted at or near each place of employment as provided in 8 CCR 341.4

Received From	Received By	
Samuel Funk	Permit Unit	
<input type="checkbox"/> Cash	Amount	Date
<input checked="" type="checkbox"/> Check 65068	\$100.00	1/26/15
Agreement # R4-4978 Page 103 of 180		

Investigated by _____

Safety Engineer

Date

Approved by _____

District Manager

1/26/2015

Date

CAO

RISK

**MUNICIPAL IMPROVEMENTS ON-CALL CONTRACT 2015 – 2016
FOR CITY PROJECTS**

CITY OF MONTEREY

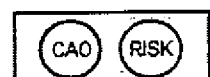
PROPOSAL

To the Honorable City Council
City of Monterey
City Hall
Monterey, California

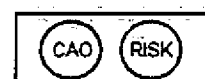
The undersigned declares to have carefully examined the location of the proposed work, that the Plans and Specifications as set forth herein have been examined, and hereby proposes to furnish all materials and equipment and do all the work required to complete the said work in accordance with said Plans and Specifications for the lump sums and unit prices set forth in the following schedule:

BID SCHEDULE

See "Appendix A, Page 7" through "Appendix A, Page 18" immediately following this page.

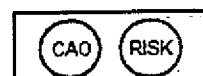


(THIS PAGE INTENTIONALLY LEFT BLANK)



Municipal Improvements On-Call Contract 2015 - 2016
For City Projects
Bid Schedule

Item No.	Quantity Increment	Unit	Description	Estimated Qty	Contract Unit Price	Bid Amount
A - TREE PROTECTION						
A-1-a	N/A	LF	Tree Protection with Fencing (Chain-Link)	1	5.00	\$ 5.00
A-1-b	N/A	LF	Tree Protection with Fencing (Plastic)	1	4.00	\$ 4.00
A-2-a	N/A	Hr	Tree Protection Labor Premium	1	70.00	\$ 70.00
A-3-a	N/A	Ea	Spray/Wrap Monterey Pine	1	60.00	\$ 60.00
A-4-a	N/A	Ea	Tree Well Liner	1	150.00	\$ 150.00
B - CLEARING AND GRUBBING						
B-1-a	1-100	SF	Clearing and Grubbing (Grass)	1	1.50	\$ 1.50
B-1-b	101+	SF	Clearing and Grubbing (Grass)	101	1.50	\$ 151.50
B-2-a	1-100	SF	Clearing and Grubbing (Bushes)	1	1.50	\$ 1.50
B-2-b	101+	SF	Clearing and Grubbing (Bushes)	101	1.50	\$ 151.50
B-3-a	1-100	SF	Clearing and Grubbing (Objectionable Material)	1	2.00	\$ 2.00
B-3-b	101+	SF	Clearing and Grubbing (Objectionable Material)	101	2.00	\$ 202.00
B-4-a	1-10	Ea	Tree Removal and Disposal (12" Diameter Base Bid)	1	750.00	\$ 750.00
B-4-b	N/A	Ea	Tree Removal and Disposal (12" Diameter Increment)	1	300.00	\$ 300.00
C - EARTHWORK						
C-1-a	1-500	CF	Earthwork on site (Excavation/stockpiling)	1	16.00	\$ 16.00
C-1-b	501-1000	CF	Earthwork on site (Excavation/stockpiling)	501	3.00	\$ 1,503.00
C-1-c	1001+	CF	Earthwork on site (Excavation/stockpiling)	1001	2.00	\$ 2,002.00
C-1-d	1-500	CF	Earthwork on site (Onsite Handling, Place and Compact)	1	14.00	\$ 14.00
C-1-e	501-1000	CF	Earthwork on site (Onsite Handling, Place and Compact)	501	2.00	\$ 1,002.00
C-1-f	1001+	CF	Earthwork on site (Onsite Handling, Place and Compact)	1001	2.00	\$ 2,002.00
C-2-a	1-500	CF	Earthwork off haul and Disposal (Excavation, off haul, disposal)	1	16.00	\$ 16.00
C-2-b	501-1000	CF	Earthwork off haul and Disposal (Excavation, off haul, disposal)	501	4.00	\$ 2,004.00
C-2-c	1001+	CF	Earthwork off haul and Disposal (Excavation, off haul, disposal)	1001	1.00	\$ 1,001.00
C-3-a	1-500	CF	Earthwork and Import Backfill (Furnish, Place, Compact)	1	13.00	\$ 13.00
C-3-b	501-1000	CF	Earthwork and Import Backfill (Furnish, Place, Compact)	501	4.00	\$ 2,004.00
C-3-c	1001+	CF	Earthwork and Import Backfill (Furnish, Place, Compact)	1001	2.00	\$ 2,002.00
D - CONCRETE VERTICAL CURB (VC)						
D-1-a	N/A	Ea	Sawcut (VC)	1	25.00	\$ 25.00

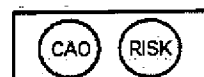


Municipal Improvements On-Call Contract 2015 - 2016
For City Projects
Bid Schedule

Item No.	Quantity Increment	Unit	Description	Estimated Qty	Contract Unit Price	Bid Amount
D-2-a	N/A	LF	Demolition and Disposal (VC)	1	20.00	\$ 20.00
D-3-a	1-100	LF	Form, Place and Finish (VC)	1	40.00	\$ 40.00
D-3-b	101+	LF	Form, Place and Finish (VC)	101	18.00	\$ 1,818.00
D-4-a	1-100	SF	Furnish, Place and Compact Class II Aggregate Base (under VC, 4" Thick Base Bid)	1	8.00	\$ 8.00
D-4-b	101+	SF	Furnish, Place and Compact Class II Aggregate Base (under VC, 4" Thick Base Bid)	101	4.00	\$ 404.00
D-4-c	N/A	SF	Furnish, Place and Compact Class II Aggregate Base (under VC, 2" Thick Increment)	1	2.00	\$ 2.00
D-5-a	N/A	Ea	Dowel (VC)	1	15.00	\$ 15.00
E - CONCRETE CURB AND GUTTER (CG)						
E-1-a	N/A	Ea	Sawcut (CG)	1	25.00	\$ 25.00
E-2-a	1-100	LF	Demolition and Disposal (CG)	1	25.00	\$ 25.00
E-2-b	101+	LF	Demolition and Disposal (CG)	101	20.00	\$ 2,020.00
E-3-a	1-100	LF	Form, Place and Finish (CG)	1	50.00	\$ 50.00
E-3-b	101-500	LF	Form, Place and Finish (CG)	101	35.00	\$ 3,535.00
E-3-c	501+	LF	Form, Place and Finish (CG)	501	20.00	\$ 10,020.00
E-4-a	1-100	SF	Furnish, Place and Compact Class II Aggregate Base (under CG, 4" Thick Base Bid)	1	8.00	\$ 8.00
E-4-b	101-500	SF	Furnish, Place and Compact Class II Aggregate Base (under CG, 4" Thick Base Bid)	101	4.00	\$ 404.00
E-4-c	501+	SF	Furnish, Place and Compact Class II Aggregate Base (under CG, 4" Thick Base Bid)	501	2.00	\$ 1,002.00
E-4-d	N/A	SF	Furnish, Place and Compact Class II Aggregate Base (under VC, 2" Thick Increment)	1	2.00	\$ 2.00
E-5-a	N/A	LF	Form, Place and Finish 12" Gutter (CG)	1	40.00	\$ 40.00
E-6-a	N/A	LF	Form, Place and Finish 18" Gutter (CG)	1	45.00	\$ 45.00
E-7-a	N/A	Ea	Dowel (CG)	1	15.00	\$ 15.00
F - CONCRETE SIDEWALK (SW)						
F-1-a	1-50	LF	Sawcut (SW, 4" Thick Base Bid)	1	10.00	\$ 10.00
F-1-b	51+	LF	Sawcut (SW, 4" Thick Base Bid)	51	3.00	\$ 153.00
F-1-c	N/A	LF	Sawcut (SW, 1" Thick Increment)	1	1.00	\$ 1.00
F-2-a	1-100	CF	Demolition and Disposal (SW)	1	25.00	\$ 25.00
F-2-b	101+	CF	Demolition and Disposal (SW)	101	15.00	\$ 1,515.00

Municipal Improvements On-Call Contract 2015 - 2016
For City Projects
Bid Schedule

Item No.	Quantity Increment	Unit	Description	Estimated Qty	Contract Unit Price	Bid Amount
F-3-a	1-100	SF	Form, Place and Finish (SW)	1	20.00	\$ 20.00
F-3-b	101-1000	SF	Form, Place and Finish (SW)	101	10.00	\$ 1,010.00
F-3-c	1001+	SF	Form, Place and Finish (SW)	1001	7.50	\$ 7,507.50
F-4-a	1-100	SF	Furnish, Place and Compact Class II Aggregate Base (under SW, 4" Thick Base Bid)	1	8.00	\$ 8.00
F-4-b	101-1000	SF	Furnish, Place and Compact Class II Aggregate Base (under SW, 4" Thick Base Bid)	101	4.00	\$ 404.00
F-4-c	1001+	SF	Furnish, Place and Compact Class II Aggregate Base (under SW, 4" Thick Base Bid)	1001	2.00	\$ 2,002.00
F-4-d	N/A	SF	Furnish, Place and Compact Class II Aggregate Base (under SW, 2" Thick Increment)	1	2.00	\$ 2.00
F-5-a	N/A	Ea	Dowel (SW)	1	15.00	\$ 15.00
G - CONCRETE SIDEWALK CROSSING (SWX)						
G-1-a	1-50	LF	Sawcut (SWX, 6" Thick Base Bid)	1	10.00	\$ 10.00
G-1-b	51+	LF	Sawcut (SWX, 6" Thick Base Bid)	51	4.00	\$ 204.00
G-1-c	N/A	LF	Sawcut (SWX, 1" Thick Increment)	1	1.00	\$ 1.00
G-2-a	1-100	CF	Demolition and Disposal (SWX)	1	25.00	\$ 25.00
G-2-b	101+	CF	Demolition and Disposal (SWX)	101	18.00	\$ 1,818.00
G-3-a	1-100	SF	Form, Place and Finish (SWX)	1	26.00	\$ 26.00
G-3-b	101-1000	SF	Form, Place and Finish (SWX)	101	16.00	\$ 1,616.00
G-3-c	1001+	SF	Form, Place and Finish (SWX)	1001	6.00	\$ 6,006.00
G-4-a	1-100	SF	Furnish, Place and Compact Class II Aggregate Base (under SWX, 4" Thick Base Bid)	1	8.00	\$ 8.00
G-4-b	101-1000	SF	Furnish, Place and Compact Class II Aggregate Base (under SWX, 4" Thick Base Bid)	101	4.00	\$ 404.00
G-4-c	1001+	SF	Furnish, Place and Compact Class II Aggregate Base (under SWX, 4" Thick Base Bid)	1001	2.00	\$ 2,002.00
G-4-d	N/A	SF	Furnish, Place and Compact Class II Aggregate Base (under SWX, 2" Thick Increment)	1	2.00	\$ 2.00
G-5-a	N/A	Ea	Dowel (SWX)	1	15.00	\$ 15.00
H - CONCRETE CURB RAMPS (CR)						
H-1-a	N/A	LF	Sawcut (CR, 6" Thick Base Bid)	1	15.00	\$ 15.00
H-1-b	N/A	LF	Sawcut (CR, 1" Thick Increment)	1	1.00	\$ 1.00
H-2-a	N/A	CF	Demolition and Disposal (CR)	1	25.00	\$ 25.00
H-3-a	N/A	SF	Form, Place and Finish (CR)	1	20.00	\$ 20.00
H-4-a	N/A	SF	Furnish, Place and Compact Class II Aggregate Base (under CR, 4" Thick Base Bid)	1	4.00	\$ 4.00



Municipal Improvements On-Call Contract 2015 - 2016
For City Projects
Bid Schedule

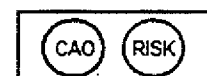
Item No.	Quantity Increment	Unit	Description	Estimated Qty	Contract Unit Price	Bid Amount
H-4-b	N/A	SF	Furnish, Place and Compact Class II Aggregate Base (under CR, 2" Thick Increment)	1	2.00	\$ 2.00
H-5-a	N/A	Ea	Dowel (CR)	1	15.00	\$ 15.00
H-6-a	N/A	SF	Install Truncated Domes (City, within Right of Way, Colonial Red)	1	70.00	\$ 70.00
H-6-b	N/A	SF	Install Truncated Domes (City, outside Right of Way, Federal Yellow)	1	70.00	\$ 70.00
H-6-c	N/A	SF	Install Truncated Domes (PMSA, Federal Yellow)	1	70.00	\$ 70.00
I - CONCRETE CROSS GUTTER (XG)						
I-1-a	N/A	LF	Sawcut (XG, 6" Thick Base Bid)	1	15.00	\$ 15.00
I-1-b	N/A	LF	Sawcut (XG, 1" Thick Increment)	1	1.00	\$ 1.00
I-2-a	N/A	CF	Demolition and Disposal (XG)	1	25.00	\$ 25.00
I-3-a	N/A	SF	Form, Place and Finish (XG)	1	20.00	\$ 20.00
I-4-a	N/A	SF	Furnish, Place and Compact Class II Aggregate Base (under XG, 4" Thick Base Bid)	1	8.00	\$ 8.00
I-4-b	N/A	SF	Furnish, Place and Compact Class II Aggregate Base (under XG, 2" Thick Increment)	1	2.00	\$ 2.00
I-5-a	N/A	Ea	Dowel (XG)	1	15.00	\$ 15.00
J - HOT MIX ASPHALT DIKE (HMAD)						
J-1-a	N/A	Ea	Sawcut (HMAD)	1	10.00	\$ 10.00
J-2-a	N/A	LF	Demolition and Disposal (HMAD)	1	10.00	\$ 10.00
J-3-a	1-100	LF	Furnish and Place (HMAD, Type A)	1	12.00	\$ 12.00
J-3-b	101+	LF	Furnish and Place (HMAD, Type A)	101	10.00	\$ 1,010.00
J-4-a	1-100	LF	Furnish and Place (HMAD, Type E)	1	12.00	\$ 12.00
J-4-b	101+	LF	Furnish and Place (HMAD, Type E)	101	6.00	\$ 606.00
K - WIRE MESH						
K-1-a	N/A	SF	Furnish and Install Wire Mesh (6x6-W10xW10)	1	1.00	\$ 1.00
L - TINTED CONCRETE						
L-1-a	N/A	Lb	Add Integral Color	1	12.00	\$ 12.00
M - DECOMPOSED GRANITE SIDEWALK (DGSW)						
M-1-a	N/A	SF	Furnish, Place and Finish (DGSW, 4" Thick)	1	9.00	\$ 9.00

**Municipal Improvements On-Call Contract 2015 - 2016
For City Projects
Bid Schedule**

Item No.	Quantity Increment	Unit	Description	Estimated Qty	Contract Unit Price	Bid Amount
M-2-a	N/A	SF	Furnish, Place and Finish Cement Stabilized Decomposed Granite Sidewalk, 4" Thick	1	12.00	\$ 12.00
M-3-a	N/A	SF	Furnish, Place and Finish Decomposed Granite Sidewalk with Binder, 4" Thick	1	12.00	\$ 12.00
M-4-a	1-100	LF	Furnish and Install 2" x 4" Header Board with Stake (DGSW)	1	10.00	\$ 10.00
M-4-b	101+	LF	Furnish and Install 2" x 4" Header Board with Stake (DGSW)	101	8.00	\$ 808.00
N - HOT MIX ASPHALT SIDEWALK (HMASW)						
N-1-a	1-100	SF	Demolition and Disposal (HMASW)	1	5.00	\$ 5.00
N-1-b	101+	SF	Demolition and Disposal (HMASW)	101	3.00	\$ 303.00
N-2-a	1-100	SF	Furnish, Place and Finish (HMASW, 2" Thick)	1	10.00	\$ 10.00
N-2-b	101+	SF	Furnish, Place and Finish (HMASW, 2" Thick)	101	5.00	\$ 505.00
N-3-a	1-100	SF	Furnish, Place and Compact Class II Aggregate Base (under HMASW, 4" Thick Base Bid)	1	8.00	\$ 8.00
N-3-b	101+	SF	Furnish, Place and Compact Class II Aggregate Base (under HMASW, 4" Thick Base Bid)	101	4.00	\$ 404.00
N-3-c	N/A	SF	Furnish, Place and Compact Class II Aggregate Base (under HMASW, 2" Thick Increment)	1	2.00	\$ 2.00
N-4-a	1-100	LF	Furnish and Install 2" x 4" Header Board with Stake (HMASW)	1	10.00	\$ 10.00
N-4-b	101+	LF	Furnish and Install 2" x 4" Header Board with Stake (HMASW)	101	8.00	\$ 808.00
O - CONCRETE STREET (CST)						
O-1-a	N/A	LF	Sawcut (CST, 6" Thick Base Bid)	1	10.00	\$ 10.00
O-1-b	N/A	LF	Sawcut (CST, 1" Thick Increment)	1	1.00	\$ 1.00
O-2-a	1-100	CF	Demolition and Disposal (CST, 6" Thick Maximum)	1	25.00	\$ 25.00
O-2-b	101+	CF	Demolition and Disposal (CST, 6" Thick Maximum)	101	12.00	\$ 1,212.00
O-3-a	1-100	CF	Demolition and Disposal (CST, Greater Than 6" Thick)	1	25.00	\$ 25.00
O-3-b	101+	CF	Demolition and Disposal (CST, Greater Than 6" Thick)	101	15.00	\$ 1,515.00
O-4-a	1-100	SF	Form, Place and Finish (CST, 6" Thick Base Bid)	1	40.00	\$ 40.00
O-4-b	101-500	SF	Form, Place and Finish (CST, 6" Thick Base Bid)	101	15.00	\$ 1,515.00
O-4-c	501+	SF	Form, Place and Finish (CST, 6" Thick Base Bid)	501	12.00	\$ 6,012.00
O-4-d	N/A	SF	Form, Place and Finish (CST, 1" Thick Increment)	1	4.50	\$ 4.50
O-5-a	1-100	SF	Furnish, Place and Compact Class II Aggregate Base (under CST, 4" Thick Base Bid)	1	8.00	\$ 8.00
O-5-b	101+	SF	Furnish, Place and Compact Class II Aggregate Base (under CST, 4" Thick Base Bid)	101	4.00	\$ 404.00
O-5-c	N/A	SF	Furnish, Place and Compact Class II Aggregate Base (under CST, 2" Thick Increment)	1	2.00	\$ 2.00

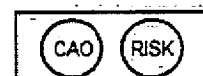
Municipal Improvements On-Call Contract 2015 - 2016
For City Projects
Bid Schedule

Item No.	Quantity Increment	Unit	Description	Estimated Qty	Contract Unit Price	Bid Amount
O-6-a	N/A	Lb	Furnish and Install Reinforcing Bars (CST, Grade 40)	1	5.00	\$ 5.00
O-6-b	N/A	Lb	Furnish and Install Reinforcing Bars (CST, Grade 60)	1	5.00	\$ 5.00
P - TRENCH AND CONFORM PAVING (TCP)						
P-1-a	N/A	LF	Sawcut (TCP, 2" Thick Base Bid)	1	4.00	\$ 4.00
P-1-b	N/A	LF	Sawcut (TCP, 1" Thick Increment)	1	2.00	\$ 2.00
P-2-a	1-100	CF	Demolition and Disposal (TCP, 6" Thick Maximum)	1	12.00	\$ 12.00
P-2-b	101+	CF	Demolition and Disposal (TCP, 6" Thick Maximum)	101	11.00	\$ 1,111.00
P-3-a	1-100	CF	Demolition and Disposal (TCP, Greater Than 6" Thick)	1	14.00	\$ 14.00
P-3-b	101+	CF	Demolition and Disposal (TCP, Greater Than 6" Thick)	101	10.00	\$ 1,010.00
P-4-a	1-100	SF	Furnish, Place and Compact Class II Aggregate Base (under TCP, 4" Thick Base Bid)	1	8.00	\$ 8.00
P-4-b	101+	SF	Furnish, Place and Compact Class II Aggregate Base (under TCP, 4" Thick Base Bid)	101	4.00	\$ 404.00
P-4-c	N/A	SF	Furnish, Place and Compact Class II Aggregate Base (under TCP, 2" Thick Increment)	1	2.00	\$ 2.00
P-5-a	1-100	SF	Furnish, Place and Compact Hot Mix Asphalt (TCP, 2" Thick Base Bid)	1	12.00	\$ 12.00
P-5-b	101+	SF	Furnish, Place and Compact Hot Mix Asphalt (TCP, 2" Thick Base Bid)	101	8.00	\$ 808.00
P-5-c	N/A	SF	Furnish, Place and Compact Hot Mix Asphalt (TCP, 1" Thick Increment)	1	4.00	\$ 4.00
Q - PRODUCTION PAVING (PP)						
Q-1-a	N/A	LF	Sawcut (PP, 2" Thick Base Bid)	1	2.00	\$ 2.00
Q-1-b	N/A	LF	Sawcut (PP, 1" Thick Increment)	1	1.00	\$ 1.00
Q-2-a	1-500	CF	Demolition and Disposal (PP, 6" Thick Maximum)	1	7.00	\$ 7.00
Q-2-b	501+1000	CF	Demolition and Disposal (PP, 6" Thick Maximum)	501	5.00	\$ 2,505.00
Q-2-c	1001+	CF	Demolition and Disposal (PP, 6" Thick Maximum)	1001	3.00	\$ 3,003.00
Q-3-a	1-500	CF	Demolition and Disposal (PP, Greater Than 6" Thick)	1	8.00	\$ 8.00
Q-3-b	501+1000	CF	Demolition and Disposal (PP, Greater Than 6" Thick)	501	5.00	\$ 2,505.00
Q-3-c	1001+	CF	Demolition and Disposal (PP, Greater Than 6" Thick)	1001	3.50	\$ 3,503.50
Q-4-d	1-5000	CF	Demolition by Grinding	1	4.00	\$ 4.00
Q-4-e	5001+	CF	Demolition by Grinding	5001	1.50	\$ 7,501.50
Q-4-f	N/A	CF	Disposal of Grinding	1	4.00	\$ 4.00
Q-5-a	1-500	SF	Furnish, Place and Compact Class II Aggregate Base (under PP, 4" Thick Base Bid)	1	8.00	\$ 8.00



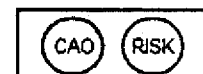
**Municipal Improvements On-Call Contract 2015 - 2016
For City Projects
Bid Schedule**

Item No.	Quantity Increment	Unit	Description	Estimated Qty	Contract Unit Price	Bid Amount
Q-5-b	501-1000	SF	Furnish, Place and Compact Class II Aggregate Base (under PP, 4" Thick Base Bid)	501	4.00	\$ 2,004.00
Q-5-c	1001+	SF	Furnish, Place and Compact Class II Aggregate Base (under PP, 4" Thick Base Bid)	1001	2.00	\$ 2,002.00
Q-5-d	N/A	SF	Furnish, Place and Compact Class II Aggregate Base (under PP, 2" Thick Increment)	1	2.00	\$ 2.00
Q-6-a	1-500	SF	Furnish, Place and Compact Hot Mix Asphalt (PP, 2" Thick Base Bid)	1	10.00	\$ 10.00
Q-6-b	501-1000	SF	Furnish, Place and Compact Hot Mix Asphalt (PP, 2" Thick Base Bid)	501	5.00	\$ 2,505.00
Q-6-c	1001+	SF	Furnish, Place and Compact Hot Mix Asphalt (PP, 2" Thick Base Bid)	1001	4.00	\$ 4,004.00
Q-6-d	N/A	SF	Furnish, Place and Compact Hot Mix Asphalt (PP, 1" Thick Increment)	1	3.00	\$ 3.00
Q-5-e	N/A	Ton	Furnish, Place and Compact Hot Mix Asphalt (PP, Leveling Course)	1	320.00	\$ 320.00
R - SIGN AND SIGN POST						
R-1-a	N/A	Ea	Removal and Disposal of Sign and Sign Post	1	50.00	\$ 50.00
R-2-a	N/A	Ea	Salvage and Reinstall Sign and Sign Post	1	150.00	\$ 150.00
R-3-a	N/A	Ea	Install New Sign and Sign Post (City Furnished Sign)	1	200.00	\$ 200.00
S - STORM DRAIN AND SANITARY SEWER						
S-1-a	1-50	LF	Furnish and Install High Density Polyethylene (HDPE) Pipe, 8" Diameter	1	25.00	\$ 25.00
S-1-b	51+	LF	Furnish and Install High Density Polyethylene (HDPE) Pipe, 8" Diameter	51	15.00	\$ 765.00
S-2-a	1-50	LF	Furnish and Install High Density Polyethylene (HDPE) Pipe, 12" Diameter	1	25.00	\$ 25.00
S-2-b	51+	LF	Furnish and Install High Density Polyethylene (HDPE) Pipe, 12" Diameter	51	18.00	\$ 918.00
S-3-a	1-50	LF	Furnish and Install High Density Polyethylene (HDPE) Pipe, 15" Diameter	1	35.00	\$ 35.00
S-3-b	51+	LF	Furnish and Install High Density Polyethylene (HDPE) Pipe, 15" Diameter	51	23.00	\$ 1,173.00
S-4-a	1-50	LF	Furnish and Install High Density Polyethylene (HDPE) Pipe, 24" Diameter	1	40.00	\$ 40.00
S-4-b	51+	LF	Furnish and Install High Density Polyethylene (HDPE) Pipe, 24" Diameter	51	35.00	\$ 1,785.00
S-5-a	1-50	LF	Furnish and Install Polyvinyl Chloride (PVC), 8" Diameter	1	40.00	\$ 40.00
S-5-b	51+	LF	Furnish and Install Polyvinyl Chloride (PVC), 8" Diameter	51	35.00	\$ 1,785.00
S-6-a	1-50	LF	Furnish and Install Polyvinyl Chloride (PVC), 12" Diameter	1	50.00	\$ 50.00
S-6-b	51+	LF	Furnish and Install Polyvinyl Chloride (PVC), 12" Diameter	51	40.00	\$ 2,040.00
S-7-a	1-50	LF	Furnish and Install Polyvinyl Chloride (PVC), 15" Diameter	1	50.00	\$ 50.00



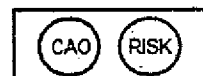
Municipal Improvements On-Call Contract. 2015 - 2016
For City Projects
Bid Schedule

Item No.	Quantity Increment	Unit	Description	Estimated Qty	Contract Unit Price	Bid Amount
S-7-b	51+	LF	Furnish and Install Polyvinyl Chloride (PVC), 15" Diameter	51	40.00	\$ 2,040.00
S-8-a	1-50	LF	Furnish and Install Polyvinyl Chloride (PVC), 24" Diameter	1	50.00	\$ 50.00
S-8-b	51+	LF	Furnish and Install Polyvinyl Chloride (PVC), 24" Diameter	51	40.00	\$ 2,040.00
S-9-a	1-50	LF	Furnish and Install Reinforced Concrete Pipe (RCP), 8" Diameter	1	0.01	\$ 0.01
S-9-b	51+	LF	Furnish and Install Reinforced Concrete Pipe (RCP), 8" Diameter	51	0.01	\$ 0.51
S-10-a	1-50	LF	Furnish and Install Reinforced Concrete Pipe (RCP), 12" Diameter	1	25.00	\$ 25.00
S-10-b	51+	LF	Furnish and Install Reinforced Concrete Pipe (RCP), 12" Diameter	51	18.00	\$ 918.00
S-11-a	1-50	LF	Furnish and Install Reinforced Concrete Pipe (RCP), 15" Diameter	1	30.00	\$ 30.00
S-11-b	51+	LF	Furnish and Install Reinforced Concrete Pipe (RCP), 15" Diameter	51	23.00	\$ 1,173.00
S-12-a	1-50	LF	Furnish and Install Reinforced Concrete Pipe (RCP), 24" Diameter	1	40.00	\$ 40.00
S-12-b	51+	LF	Furnish and Install Reinforced Concrete Pipe (RCP), 24" Diameter	51	45.00	\$ 2,295.00
S-13-a	1-50	LF	Furnish and Install Vitrified Clay Pipe (VCP), 8" Diameter	1	25.00	\$ 25.00
S-13-b	51+	LF	Furnish and Install Vitrified Clay Pipe (VCP), 8" Diameter	51	10.00	\$ 510.00
S-14-a	1-50	LF	Furnish and Install Vitrified Clay Pipe (VCP), 12" Diameter	1	20.00	\$ 20.00
S-14-b	51+	LF	Furnish and Install Vitrified Clay Pipe (VCP), 12" Diameter	51	20.00	\$ 1,020.00
S-15-a	1-50	LF	Furnish and Install Vitrified Clay Pipe (VCP), 15" Diameter	1	25.00	\$ 25.00
S-15-b	51+	LF	Furnish and Install Vitrified Clay Pipe (VCP), 15" Diameter	51	20.00	\$ 1,020.00
S-16-a	1-50	LF	Furnish and Install Vitrified Clay Pipe (VCP), 24" Diameter	1	40.00	\$ 40.00
S-16-b	51+	LF	Furnish and Install Vitrified Clay Pipe (VCP), 24" Diameter	51	20.00	\$ 1,020.00
S-17-a	N/A	Ea	Demolition and Disposal of Catch Basin (Standard, 4' Deep Maximum Base Bid)	1	1,200.00	\$ 1,200.00
S-17-b	N/A	Ea	Demolition and Disposal of Catch Basin (Extended, 4' Deep Maximum Base Bid)	1	1,400.00	\$ 1,400.00
S-17-c	N/A	Ea	Demolition and Disposal of Manhole (4' Deep Maximum Base Bid)	1	1,000.00	\$ 1,000.00
S-17-d	N/A	LF	Demolition and Disposal of Catch Basin or Manhole (1' Deep Increment)	1	250.00	\$ 250.00
S-18-a	N/A	Ea	Install Catch Basin (Standard, 4' Deep Maximum Base Bid)	1	3,200.00	\$ 3,200.00
S-18-b	N/A	Ea	Install Catch Basin (Extended Inlet, 4' Deep Maximum Base Bid)	1	4,200.00	\$ 4,200.00
S-18-c	N/A	LF	Install Catch Basin (Standard and Extended Inlet, 1' Deep Increment)	1	250.00	\$ 250.00
S-19-a	N/A	Ea	Install Manhole (4' Deep Maximum Base Bid)	1	3,000.00	\$ 3,000.00
S-19-b	N/A	LF	Install Manhole (1' Deep Increment)	1	250.00	\$ 250.00
S-20-a	N/A	Ea	Install Clean Out	1	350.00	\$ 350.00



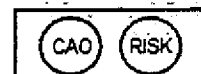
Municipal Improvements On-Call Contract 2015 - 2016
For City Projects
Bid Schedule

Item No.	Quantity Increment	Unit	Description	Estimated Qty	Contract Unit Price	Bid Amount
S-21-a	N/A	Ea	Install Curb Drain	1	300.00	\$ 300.00
S-22-a	N/A	LF	Install Edge Drain (4" Diameter)	1	20.00	\$ 20.00
S-23-a	N/A	CF	Slurry Cement Backfill	1	6.00	\$ 6.00
S-24-a	N/A	CF	Drain Rock Backfill	1	5.00	\$ 5.00
S-25-a	1-10	LF	Repair Sewer Lateral	1	100.00	\$ 100.00
S-25-b	11+	LF	Repair Sewer Lateral	11	60.00	\$ 660.00
T - RAILROAD TIE: RETAINING WALL AND STEPS						
T-1-a	N/A	LF	Furnish and Install Railroad Tie Retaining Wall (First Course Base Bid)	1	20.00	\$ 20.00
T-1-b	N/A	LF	Furnish and Install Railroad Tie Retaining Wall (Additional Course Increment)	1	20.00	\$ 20.00
T-2-a	N/A	LF	Furnish and Install Railroad Tie Steps	1	20.00	\$ 20.00
U - WOOD RETAINING WALL (4" x 4" Posts with 3" X 12" Planks)						
U-1-a	1-50	LF	Furnish and Construct Wood Retaining Wall, 1' Retaining Wall Height	1	125.00	\$ 125.00
U-1-b	51+	LF	Furnish and Construct Wood Retaining Wall, 1' Retaining Wall Height	51	65.00	\$ 3,315.00
U-2-a	1-50	LF	Furnish and Construct Wood Retaining Wall, 2' Retaining Wall Height	1	150.00	\$ 150.00
U-2-b	51+	LF	Furnish and Construct Wood Retaining Wall, 2' Retaining Wall Height	51	75.00	\$ 3,825.00
U-3-a	1-50	LF	Furnish and Construct Wood Retaining Wall, 3' Retaining Wall Height	1	165.00	\$ 165.00
U-3-b	51+	LF	Furnish and Construct Wood Retaining Wall, 3' Retaining Wall Height	51	75.00	\$ 3,825.00
U-4-a	1-50	LF	Furnish and Construct Wood Retaining Wall, 4' Retaining Wall Height	1	175.00	\$ 175.00
U-4-b	51+	LF	Furnish and Construct Wood Retaining Wall, 4' Retaining Wall Height	51	75.00	\$ 3,825.00
V - MASONRY RETAINING WALL (MRW)						
V-1-a	1-50	SF	Furnish and Construct Concrete Foundation (MRW)	1	50.00	\$ 50.00
V-1-b	51+	SF	Furnish and Construct Concrete Foundation (MRW)	51	40.00	\$ 2,040.00
V-2-a	N/A	Lb	Furnish and Install Reinforcing Bars (MRW)	1	5.00	\$ 5.00
V-3-a	1-50	SF	Furnish and Construct Masonry Retaining Wall	1	25.00	\$ 25.00
V-3-b	51+	SF	Furnish and Construct Masonry Retaining Wall	51	20.00	\$ 1,020.00
W - CONCRETE RETAINING WALL (CRW)						
W-1-a	1-50	SF	Furnish and Construct Concrete Foundation (CRW)	1	50.00	\$ 50.00
W-1-b	51+	SF	Furnish and Construct Concrete Foundation (CRW)	51	40.00	\$ 2,040.00



Municipal Improvements On-Call Contract 2015 - 2016
For City Projects
Bid Schedule

Item No.	Quantity Increment	Unit	Description	Estimated Qty	Contract Unit Price	Bid Amount
W-2-a	N/A	Lb	Furnish and Install Reinforcing Bars (CRW)	1	5.00	\$ 5.00
W-3-a	1-50	SF	Furnish and Construct Concrete Retaining Wall	1	50.00	\$ 50.00
W-3-b	51+	SF	Furnish and Construct Concrete Retaining Wall	51	47.00	\$ 2,397.00
X - HANDRAIL						
X-1-a	N/A	LF	Furnish and Install Wood Handrail (Attached to Retaining Wall)	1	20.00	\$ 20.00
X-2-a	N/A	LF	Furnish and Install Wood Handrail (Freestanding)	1	20.00	\$ 20.00
X-3-a	N/A	LF	Furnish and Install 1 1/2" Diameter Galvanized Steel Pipe Handrail (Attached to Retaining Wall)	1	50.00	\$ 50.00
X-4-a	N/A	LF	Furnish and Install 1 1/2" Diameter Galvanized Steel Pipe Handrail (Freestanding)	1	75.00	\$ 75.00
Y - STREET AND PARKING LOT LIGHTING						
Y-1-a	N/A	Ea	Furnish and Install Light Post and Fixture (Street, Detail 300 R)	1	2,800.00	\$ 2,800.00
Y-1-b	N/A	Ea	Furnish and Install Light Post and Fixture (Parking Lot, Detail 300 PR)	1	2,800.00	\$ 2,800.00
Y-2-a	N/A	LF	Install Conduit	1	25.00	\$ 25.00
Y-3-a	N/A	LF	Install Conductor	1	12.00	\$ 12.00
Y-4-a	N/A	Ea	Install Electric Pull Box	1	250.00	\$ 250.00
Z - TRAFFIC CONTROL						
Z-1-a	N/A	Day	Changeable Message Sign	1	100.00	\$ 100.00
Z-2-a	N/A	Hr	Flag person	1	75.00	\$ 75.00
AA - CONSTRUCTION SURVEYS						
AA-1-a	N/A	Hr	Construction Surveys	4	175.00	\$ 700.00
BB - FENCE AND GATES						
BB-1-a	N/A	LF	Removal and Disposal of Fence and Gates	1	20.00	\$ 20.00
BB-2-a	N/A	LF	Furnish and Install Chain-link Fence (6' High and Less)	1	30.00	\$ 30.00
BB-2-b	N/A	LF	Furnish and Install Chain-link Fence (Over 6' High)	1	35.00	\$ 35.00
BB-3-a	N/A	SF	Furnish and Install Gate	1	20.00	\$ 20.00
BB-4-a	N/A	LF	Furnish and Install Strand of Barbed Wire on Top of Chain-link Fence (3' High and Less)	1	8.00	\$ 8.00



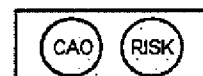
**Municipal Improvements On-Call Contract 2015 - 2016
For City Projects
Bid Schedule**

Item No.	Quantity Increment	Unit	Description	Estimated Qty	Contract Unit Price	Bid Amount
BB-4-b	N/A	LF	Furnish and Install Strand of Barbed Wire on Top of Chain-link Fence (Over 3' High)	1	8.00	\$ 8.00
CC - ADA ACCESS RAMPS (ADA RAMPS)						
CC-1-a	1-100	SF	Form, Place and Finish (ADA Ramps)	1	25.00	\$ 25.00
CC-1-b	101-1000	SF	Form, Place and Finish (ADA Ramps)	101	20.00	\$ 2,020.00
CC-1-c	1001+	SF	Form, Place and Finish (ADA Ramps)	1001	12.00	\$ 12,012.00
DD - BRICK SURFACING (BRICK)						
DD-1-a	N/A	LF	Sawcut (BRICK, 4" Thick Base Bid)	1	10.00	\$ 10.00
DD-1-b	N/A	LF	Sawcut (BRICK, 1" Thick Increment)	1	1.00	\$ 1.00
DD-2-a	N/A	CF	Demolition and Disposal (BRICK)	1	25.00	\$ 25.00
DD-3-a	1-100	SF	Furnish, Place and Finish Brick Surfacing (on Concrete Underslab)	1	65.00	\$ 65.00
DD-3-b	101 +	SF	Furnish, Place and Finish Brick Surfacing (on Concrete Underslab)	101	50.00	\$ 5,050.00
DD-4-a	1-100	SF	Repair Brick Surfacing (on Concrete Underslab)	1	65.00	\$ 65.00
DD-4-b	101 +	SF	Repair Brick Surfacing (on Concrete Underslab)	101	40.00	\$ 4,040.00
DD-5-a	N/A	Ea	Dowel (BRICK)	1	15.00	\$ 15.00
DD-6-a	N/A	SF	Furnish, Place and Finish Brick Surfacing (on Sand Bedding)	1	50.00	\$ 50.00
DD-7-a	1-100	SF	Repair Brick Surfacing (on Sand bedding)	1	50.00	\$ 50.00
DD-7-b	101+	SF	Repair Brick Surfacing (on Sand bedding)	101	30.00	\$ 3,030.00
EE - PAVER SURFACING (PAVER)						
EE-1-a	N/A	LF	Sawcut (PAVER, 4" Thick Base Bid)	1	10.00	\$ 10.00
EE-1-b	N/A	LF	Sawcut (PAVER, 1" Thick Increment)	1	1.00	\$ 1.00
EE-2-a	N/A	CF	Demolition and Disposal (PAVER)	1	25.00	\$ 25.00
EE-3-a	1-100	SF	Furnish, Place and Finish Paver Surfacing (on Concrete Underslab)	1	65.00	\$ 65.00
EE-3-b	101 +	SF	Furnish, Place and Finish Paver Surfacing (on Concrete Underslab)	101	40.00	\$ 4,040.00
EE-4-a	1-100	SF	Repair Paver Surfacing (on Concrete Underslab)	1	50.00	\$ 50.00
EE-4-b	101 +	SF	Repair Paver Surfacing (on Concrete Underslab)	101	40.00	\$ 4,040.00
EE-5-a	N/A	Ea	Dowel (PAVER)	1	15.00	\$ 15.00
FF - CONCRETE INTERLOCKING PAVERS						
FF-1-a	1-100	SF	Furnish, Place and Finish Concrete Interlocking Pavers	1	50.00	\$ 50.00
FF-1-b	101+	SF	Furnish, Place and Finish Concrete Interlocking Pavers	101	25.00	\$ 2,525.00

MUNICIPAL IMPROVEMENTS ON-CALL

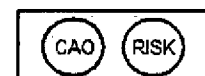
2015 - 2016 FOR CITY PROJECTS

Agreement #: Ag-4978 - Page 116 of 180



**Municipal Improvements On-Call Contract 2015 - 2016
For City Projects
Bid Schedule**

Item No.	Quantity Increment	Unit	Description	Estimated Qty	Contract Unit Price	Bid Amount
GG - STONE WALL						
GG-1-a	1-100	SF	Furnish and Construct Stone Wall	1	150.00	\$ 150.00
GG-1-b	101+	SF	Furnish and Construct Stone Wall	101	100.00	\$ 10,100.00
HH - CONCRETE SIDEWALK SLICING						
HH-1-a	N/A	in-ft	Concrete Sidewalk Slicing	1	75.00	\$ 75.00
TOTAL BASE BID (Items A-1-a through HH-1-a)						\$ 224,208.52
Alternate Additive Bid (A.A.B.)						
			Description	Adjustment Factor Percentage (AF%)		Total A.A.B. (Base Bid x AF%)
II - PREMIUM LABOR						
II-1-a	N/A	%	Premium Labor (City), labor performed outside the following hours: Weekdays (M-F) 7:00 am to 7:00 pm	15%		\$ 33,630.98
			TOTAL ALTERNATE ADDITIVE BID, A.A.B (Item II-1-a)			\$ 33,630.98
	GRAND TOTAL, BASE BID + ALTERNATE ADDITIVE BID (Items A-1-a through II-1-a)					\$ 257,837.50



DECLARATION OF BIDDER RE: LICENSE QUALIFICATIONS

Bidder certifies he/she possesses a license in accordance with a State Act providing for the registration of Contractors. License No. 406512 Class: A, B, Expiration date: 6/30/17

C12, HAZ, C42, HIC

THE FOREGOING INFORMATION IS TRUE AND CORRECT AND IS EXECUTED UNDER PENALTY OR PERJURY IN

MONTEREY COUNTY, CALIFORNIA, ON 8-5- 2015

Name of Firm: THE DON CHAPIN CO., INC.


Address: 560 CRAZY HORSE CYN RD, SALINAS CA 93907

Telephone: 831-449-4273

Email: dchapin@donchapin.com

(If firm is an individual, so state. If a firm or co-partnership, state the firm name and give the names of person authorized to execute the declaration on its behalf.)

FAILURE TO PROVIDE ANY OF THE INFORMATION REQUIRED HEREIN INCLUDING CONTRACTOR SIGNATURES MAY RESULT IN YOUR BID BEING DEEMED NON-RESPONSIVE.


Signature

DONALD D. CHAPIN JR. PRESIDENT

Printed Name and Title

The Bidder shall list below any and all addenda issued for this project. Failure to list issued addenda will result in a non-responsive bid:

ADDENDA

1. ONE
2. TWO
3. _____
4. _____

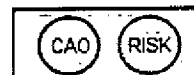
DATE RECEIVED

AUGUST 13, 2015

AUGUST 20, 2015

The Bidder shall list below jobs of a similar nature completed by Bidder's organization within the past three (3) years:

Date Completed	Dollar Amount	Agency Name	Type Of Job	Project Location
<u>SEE ATTACHMENT "A"</u>				



DON CHAPIN

C O M P A N Y




EXHIBIT B


MINUTES OF SPECIAL MEETING OF DIRECTORS


A special meeting of the board of directors of The Don Chapin Company, Inc. took place on September 7, 2001 at the company offices at 440 Crazy Horse Canyon Road, Salinas CA. Present were Donald Chapin Jr., Samuel R. Funk, and David T. Nelson, the directors of the corporation.

The board of directors discussed the need for who should have the authority to sign contracts for the company. Upon motion duly made and seconded, the following resolution was adopted:

RESOLVED, that, effective on September 7, 2001, Donald Chapin Jr. as President of the company, and Samuel R. Funk as Vice President Field Operations, shall have the authority to sign contracts in excess of \$1.00.

There being no further business, the meeting was adjourned.


Donald Chapin, Jr., President


David T. Nelson, Secretary


Samuel R. Funk, V.P. Field Operations

ATTACHMENT "A"

COMPLETED PROJECTS FOR REFERENCE PURPOSES:

JOB #: 214-061

OWNER: County of Monterey

JOB NAME: Castroville Blvd. Overlay

CONTRACT AMOUNT: \$1,227,416.00

LOCATION: Castroville Blvd, Castroville CA

CONTACT: Jose Gomez

PHONE: 831-755-4816

COMPLETION DATE: December 2014

DESCRIPTION OF WORK: Construction Area signs, Traffic Control, Job Site Management, WPCP, Cold Plane Asphalt Concrete Pavement, Clearing & Grubbing, Slurry Seal, Hot Mix Asphalt, Tack Coat, Frame and Cover, Inductive Loop Detector

JOB #: 214-084

OWNER: City of Salinas

JOB NAME: East Market ADA Ramps

CONTRACT AMOUNT: \$240,693.00

LOCATION: E. Market St. Salinas CA

CONTACT: Marco Becerra

PHONE: 831-758-7381

COMPLETION DATE: November 2014

DESCRIPTION OF WORK: R/D exist Conc. Curb/Gutter, Sidewalk Dwy, Ramp and AC. Construct Ped Access Ramp, Curb and gutter, and Sidewalk, 2" Dia Barricade Railing, Type B and C Access Ramps, Concrete Median Island, R/R Signs, Install Type 2 Curb, Traffic Control, Water Pollution Control, Construction Area Signs

JOB #: 214-151

OWNER: City of Gilroy

JOB NAME: Sixth Street Improvements

CONTRACT AMOUNT: 850,985.00

LOCATION: Sixth St. Gilroy, CA

CONTACT: Richard Smelser P.E.

PHONE: 408-846-0451 FAX: 408-846-0429

COMPLETION DATE: January 2015

DESCRIPTION OF WORK: Fiber Optic Repair, Mobilization, Remove Concrete Sidewalks, WPCP, Construction Area Signs, Traffic Control, Remove Concrete Sidewalk, Curb/Gutter, Pavement, Thermo Pavement Marking, Clear/Grub, Minor Concrete Sidewalk, Curb/gutter, Curb Ramp, & Raised Ramp, Detectable Warning Surface, Asphalt, Brick Pavers, Agg Base, Traffic Stripe, Pavement Markers, Pavement Markings, Signs, Import Topsoil, Planting, Mulch, Plant

Establishment, Remote Control Valve, SCH 40 Pipe, Pop up Spray nozzle, Modify Street Lighting, Street Light Retrofit, Trail Lighting

JOB#: 213-167

OWNER: County of San Benito

LOCATION: Cienega Road, Hollister, CA

JOB NAME: Cienega Road Realignment

CONTACT: Arman Nazemi P.E.

PHONE: 831-636-4170 FAX: 831-636-4176

ENGINEER: San Benito Engineering & Surveying Anne Hall 831-637-2763

COMPLETION DATE: May 15, 2014

CONTRACT AMOUNT: \$993,939.00

DESCRIPTION OF WORK: Grading, Agg Base, Asphaltic Concrete/Prime Coat, Fog Seal, AC Dike, 15" & 18" CMP, IMPI Inlet W/slide Opening, Rip Rap, MBGR, Thermoplastic Striping, White Limit Line Thermoplastic Striping, Pavement Marking Thermoplastic, Signs, Monument Box, Hydroseeding, Flexible Post Delineators, Erosion Control

JOB #: 213-126

OWNER: City of Carmel by the Seas

JOB NAME: 2013 Carmel Street Improvements

CONTRACT AMOUNT: \$428,285.00

LOCATION: Various Locations, Carmel Ca

CONTACT: Sherman Low Neill Engineers

PHONE: 831-624-2110 FAX: 831-624-3693

COMPLETION DATE: January 2014

DESCRIPTION OF WORK: Install 4" Subdrain, Patch Pave, Base Rock, Asphalt Concrete, Conform Grind, Place 2" Overlay various locations, Thermoplastic Crosswalks, Stop Bars, AC Berm, Install HDPE, Raise Manholes, Valves to grade

JOB #: 213-131

OWNER: City of Morgan Hill

JOB NAME: E. Dunne Ave. - Hill Rd. Storm Drain Improvements

CONTRACT AMOUNT: \$634,730.00

LOCATION: Morgan Hill, CA

CONTACT: Mario Jimenez

PHONE: 831-408-778-6480 FAX: 408-779-7236

COMPLETION DATE: December 2013

DESCRIPTION OF WORK: Street Sweeping, WCPP, Traffic Control, 15", 18", 24", 30", 42" RCP Storm Drain, SD Manhole, New Inlet, Traffic Striping, Pavement Markings, Potholing

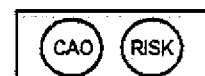
JOB #: 213-058

OWNER: City of Hollister

JOB NAME: Prop 1B Roadway Improvements

CONTRACT AMOUNT: \$820,225.00

DAYS: 65 Days



LOCATION: Hollister CA
 CONTACT: David Rubcic
 PHONE: 831-636-4340 FAX: 831-636-4349
 COMPLETION DATE: August 15, 2013
 DESCRIPTION OF WORK: Traffic Control, R/R Curb, Gutter & Sidewalks, Handicap Ramps, Wedge & Conform Grind, AC Overlay, Fabric, Manholes, Striping, Pavement Markings

JOB #: 213-107

OWNER: County of San Benito
 JOB NAME: Santa Ana Road Signal and Intersection Improvements
 CONTRACT AMOUNT: \$250,821.00
 DAYS: 25 Days
 LOCATION: Fairview and Santa Ana
 CONTACT: Arman Nazemi P.E.
 PHONE: 831-636-4170 FAX: 831-636-4176
 COMPLETION DATE: November 2013

DESCRIPTION OF WORK: WPCP, Traffic Control, Clear & Grub, Traffic Signal System, Pavement Markers, Paint Traffic Stripe, Paint Traffic Stripe CL Lines Double Stripe, Thermoplastic Pavement Markings, & Cross Walk Stripe, Remove existing Striping, Pavement Markings, & Pavement Markers, Asphalt Paving, Agg-Base, Curb & Gutter, V-Ditch, Parkway Drain, Concrete Sidewalk, AC Dike

JOB #: 213-125

OWNER: City of Monterey
 JOB NAME: Parking Lots ADA Improvements
 CONTRACT AMOUNT: \$236,216.00
 DAYS: 39 Days
 LOCATION: Various Locations
 CONTACT: Elvie Camacho
 PHONE: 831- 646-3783
 COMPLETION DATE: December 2013

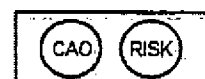
DESCRIPTION OF WORK: Clear, Grub, Demo, Earthwork, Curb/Gutter, Concrete Sidewalks, and Walkways, AC Dike, Storm Drain Line, Appurtenances, Concrete Pavement, AC Pavement, Agg Base, Sidewalk Crossing, Concrete Retaining Wall, Signs, Striping & Pavement Markings, Bollards, Traffic Signal Work

JOB #: 212-128

OWNER: City of Hollister
 JOB NAME: Hollister Airport – Grading and Storm Drain Improvements
 CONTRACT AMOUNT: \$2,498,151.00
 CONTACT: Mike Chambless
 PHONE: 831-636-4365 FAX: 831-636-4366
 COMPLETION DATE: June 2013

DESCRIPTION OF WORK: Mobilization, Unclassified Excavation, Unsuitable Excavation, Airfield Construction Area Control, Controlled Low Strength Material, Sweeper and FOD

Control, Airfield Signal, 18" RCP, Elliptical Concrete Pipe, Erosion Control, Hydroseeding,
Airfield rated Catch Basins, Concrete Pavement, Electrical



The Bidder shall list below the name, the location of the place of business, and the California contractor license number of any subcontractors proposed to perform work or labor or render service on this project, or a subcontractor licensed by the State of California who will specially fabricate and install a portion of the work or improvement according to detailed drawings contained in the plans and specifications of this project, whose work is in excess of one-half of 1 percent of the Bidder's total bid or, in the case of bids or offers for the construction of streets or highways, including bridges, in excess of one-half of 1 percent of the Bidder's total bid or ten thousand dollars (\$10,000), whichever is greater.

1	DBE (Y/N)	License No.	Subcontractor Name	Subcontractor Place of Business
	Item No.	Amount (\$) or % of Bid Item	Trade/Description of Work	
	Y	AL21781	ABSL Construction	29393 Pacific St. Hayward, CA 94544
2	DBE (Y/N)	License No.	Subcontractor Name	Subcontractor Place of Business
	Item No.	Amount (\$) or % of Bid Item	Trade/Description of Work	
	QC Partial	184,500	Grinding	
3	DBE (Y/N)	License No.	Subcontractor Name	Subcontractor Place of Business
	Item No.	Amount (\$) or % of Bid Item	Trade/Description of Work	
4	DBE (Y/N)	License No.	Subcontractor Name	Subcontractor Place of Business
	Item No.	Amount (\$) or % of Bid Item	Trade/Description of Work	
5	DBE (Y/N)	License No.	Subcontractor Name	Subcontractor Place of Business
	Item No.	Amount (\$) or % of Bid Item	Trade/Description of Work	
6	DBE (Y/N)	License No.	Subcontractor Name	Subcontractor Place of Business
	Item No.	Amount (\$) or % of Bid Item	Trade/Description of Work	
7	DBE (Y/N)	License No.	Subcontractor Name	Subcontractor Place of Business
	Item No.	Amount (\$) or % of Bid Item	Trade/Description of Work	

**NONCOLLUSION AFFIDAVIT TO BE EXECUTED BY BIDDER, LEGALLY NOTARIZED AND
SUBMITTED WITH BID**

State of California)
) ss.
County of MONTEREY)

DONALD D. CHAPIN JR., being first duly sworn, deposes and says that he or she is PRESIDENT of THE DON CHAPIN CO INC., the party making the foregoing bid; that the bid is not made in the interest of, or on behalf of, any undisclosed person, partnership, company, association, organization, or corporation; that the bid is genuine and not collusive or sham; that the Bidder has not directly or indirectly induced or solicited any other bidder to put in a false or sham bid, and has not directly or indirectly colluded, conspired, connived or agreed with any Bidder or anyone else to put in a sham bid, or that anyone shall refrain from bidding; that the Bidder has not in any manner, directly or indirectly, sought by agreement, communication, or conference with anyone to fix the bid price of the Bidder or any other Bidder, or to fix any overhead, profit, or cost element of the price bid, or of that of any other Bidder, or to secure any advantage against the public body awarding the contract of anyone interested in the proposed contract; that all statements contained in the bid are true; and, further, that the Bidder has not, directly or indirectly, submitted his or her bid price or any breakdown thereof, or the contents thereof, or divulged information or data relative thereto, or paid, and will not pay, any fee to any corporation, partnership, company, association, organization, bid depository, or to any member or agent thereof to effectuate a collusive or sham bid; and that the bid is not made in the interest of, or on behalf of, any member of the Monterey City Council or any City officer or employee.

Signed: 
DONALD D. CHAPIN JR. PRESIDENT

**** SEE ATTACHED NOTARY ****

State of CALIFORNIA)
) ss.
County of MONTEREY)

On _____ before me, _____
Date Name and Title of the Officer

Notary Public, personally appeared _____
Name(s) of Signer(s)

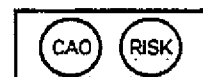
who proved to me on the basis of satisfactory evidence to be the person(s) whose name(s) is/are subscribed to the within instrument and acknowledged to me that he/she/they executed the same in his/her/their authorized capacity(ies), and that by his/her/their signature(s) on the instrument the person(s), or the entity upon behalf of which the persons(s) acted, executed the instrument.

I certify under PENALTY OF PERJURY under the laws of the State of California that the foregoing paragraph is true and correct.

WITNESS my hand and official seal.

(notary seal or stamp)

Notary's Signature



ACKNOWLEDGMENT

A notary public or other officer completing this certificate verifies only the identity of the individual who signed the document to which this certificate is attached, and not the truthfulness, accuracy, or validity of that document.

State of California

County of Monterey

On August 8, 2015 before me, Kelly R. Perez - Notary Public
(insert name and title of the officer)

personally appeared Donced D Chapin Jr
who proved to me on the basis of satisfactory evidence to be the person(s) whose name(s) is/are subscribed to the within instrument and acknowledged to me that he/she/they executed the same in his/her/their authorized capacity(ies), and that by his/her/their signature(s) on the instrument the person(s), or the entity upon behalf of which the person(s) acted, executed the instrument.

I certify under PENALTY OF PERJURY under the laws of the State of California that the foregoing paragraph is true and correct.

WITNESS my hand and official seal.

Signature Kelly R. Perez (Seal)



DEBARMENT AND SUSPENSION CERTIFICATION

The Bidder, under penalty of perjury, certifies that, except as noted below, he/she or any other person associated therewith in the capacity of owner, partner, director, officer, manager:

- Is not currently under suspension, debarment, voluntary exclusion, or determination of ineligibility by any state, federal, or local agency;
- Has not been suspended, debarred, voluntarily excluded or determined ineligible by any state, federal, or local agency within the past 3 years;
- Does not have a proposed debarment pending; and
- Has not be indicted, convicted, or had a civil judgment rendered against it by a court of competent jurisdiction in any matter involving fraud or official misconduct within the past 3 years.

If there are any exceptions to this certification, insert the exceptions in the following space.

Exceptions will not necessarily result in denial of award, but will be considered in determining Bidder responsibility. For any exception noted above, indicate below to whom it applies, initiating agency, and dates of action.

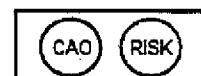
Notes: Providing false information may result in criminal prosecution or administrative sanctions.

I declare under penalty of perjury that the foregoing is true and correct and that this certification is signed this 6 day of AUGUST, 2015 in SALINAS, MONTEREY County, California.

Signature

DONALD D. CHAPIN JR. PRESIDENT

Printed Name and Title



Local Hiring Requirement

All Contractors who submit bids, or proposals, to construct or provide work on any City of Monterey Public Works project, or for any other Public Works construction, or improvement, on City property must comply with Monterey City Code Article 2 of Chapter 28, which sets forth the requirements regarding the Local Hiring Requirement for Public Works Projects. A copy of Monterey's Local Hiring Requirement Ordinance is available at the City Clerk's Office; Bidders are responsible for familiarizing themselves with the contents thereof before signing the certifications required below.

Among other requirements, this ordinance requires the Contractor to promise to make a good-faith effort to hire qualified individuals who are residents of the Monterey Bay Area (Monterey, Santa Cruz and San Benito Counties), in sufficient numbers so that no less than fifty percent (50%) of the Contractor's total construction work force, including subcontractor work force, measured in labor work hours, is comprised of Monterey Bay area residents. This same requirement applies to all subcontractors.

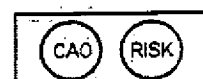
Every Bidder must complete and sign under penalty of perjury a Certification of Good-Faith effort to Hire Monterey Bay Area Residents, on the form provided, and submit said Certification with the sealed bid no later than the date and time of the bid opening. Bidder shall attach to the Certification documentary evidence supporting Bidder's promise to meet, or to make a good-faith effort to meet, the local hiring goal.

Contractor shall include in each and every subcontract relating to the project the requirement that the subcontractor promises to make a good faith effort to hire qualified individuals who are residents of the Monterey Bay Area. Contractor shall be responsible for subcontractor's compliance.

Prior to submitting bids, Bidders shall ensure that any and all subcontractors listed in their bids are not disqualified at that time pursuant to Section 28-78 of the City ordinance referenced above. Prospective contractors may consult the list, available from the City Clerk, of contractors and subcontractors, if any, who are currently disqualified.

The local hiring requirement shall not apply under the following circumstances:

- (e) Informal Bids, or
- (f) Whenever a state or federal law or regulation applicable to a particular contract prohibits the provision of a local hire requirement; or
- (g) Whenever the City, in accordance with the requirements of the Code or state law, determines that the contract is necessary to respond to an emergency which endangers the public health, safety, or welfare; or
- (h) Whenever the City determines that a suitable pool of persons providing specialized skills does not exist locally for a specific public works project. An example would be marine-related pile drivers.



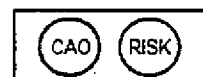
**Certification of Good-Faith Effort to Hire Monterey Bay Area Residents
(Prime Contractor – To be Submitted with Bid)**

I, DONALD D. CHAPIN JR., a licensed contractor, or responsible managing officer, of the company known as THE DON CHAPIN CO., INC. do hereby certify, under penalty of perjury, that I have met, or made a good-faith effort to meet, the requirements set forth in Monterey City Code Article 2 of Chapter 28. Further, I certify that during the performance of the contract, I shall keep an accurate record on a standardized form showing the name, place or residence, trade classification, hours employed, proof of qualified individual status, per diem wages and benefits of each person employed by the company on the specific public works project, including full-time, part-time, permanent, and temporary employees, and provide such records to the City upon request, within five working days. I understand that I am responsible for insuring that any subcontractor working under my direction, complies with this ordinance, including submitting a Certification of Good Faith Effort to Hire Monterey Bay Residents, and to keeping accurate records as described above.


Signature

DONALD D. CHAPIN JR. PRESIDENT
Printed Name and Title

8-5-15
Date



APPENDIX B

Details

**DETAILS
TABLE OF CONTENTS**

<u>NO</u>	<u>TITLE</u>	<u>DATE</u>
100 R	STANDARD CURB & GUTTER SECTION	--
101	ROLLED CURB & GUTTER SECTION	11-07-60 R
102 R	OPEN CROSS GUTTER	--
103 BR	CATCH BASIN (2 SHEETS)	01-03-03
103 C	EXTENDED INLET CATCH BASIN (2 SHEETS)	09-13-96
105 AR	MONUMENT PLACEMENT IN STREET	06-11-71
107 R	COMMERCIAL SIDEWALK CROSSING	10-15-92
108 BR	RESIDENTIAL SIDEWALK CROSSING	12-08-70
108 J	RESIDENTIAL J - SIDEWALK CROSSING	--
108 R	RESIDENTIAL SIDEWALK CROSSING	10-15-92
111 R	SIDEWALK	07-13-70
200 R	PRECAST CONCRETE MANHOLE	07-22-93
202	CLEAN-OUT	04-15-55
204	PRECAST CONCRETE DROP MANHOLE	07-22-93
300 PR	PARKING LOT LIGHTING	02-06-06
300 R	STREET LIGHTING	03-07-05
500	SEWER MAIN BEDDING & WYE	12-06-06
501	SEWER MAIN, WYE & LATERAL	12-06-06
602	TYPE E MONTEREY QUADRUPOLE LOOP DETECTOR	04-28-11
603	STANDARD SIGN POST	09-04-03
620	ZEBRA CROSSWALK STRIPING	--
DETAIL G	CURB DRAIN	--
--	CURB DRAIN	--
--	1', 2' & 3' RETAINING WALL	--
--	HANDRAIL	--
RSP A87A	CURBS AND DRIVEWAYS	07-19-13
RSP A87B	HOT MIX ASPHALT DIKES	07-19-13
RSP A88A	CURB RAMP DETAILS	07-19-13
RSP A88B	CURB RAMP AND ISLAND PASSAGEWAY DETAILS	07-19-13
B0-3	BRIDGE DETAILS	05-20-11
RSP B3-7A	RETAINING WALL TYPE 6 (CASE 1)	04-20-12
RSP B3-7B	RETAINING WALL TYPE 6 (CASE 2)	04-20-12
RSP B3-7C	RETAINING WALL TYPE 6 DETAILS	04-20-12

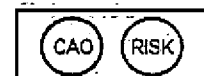
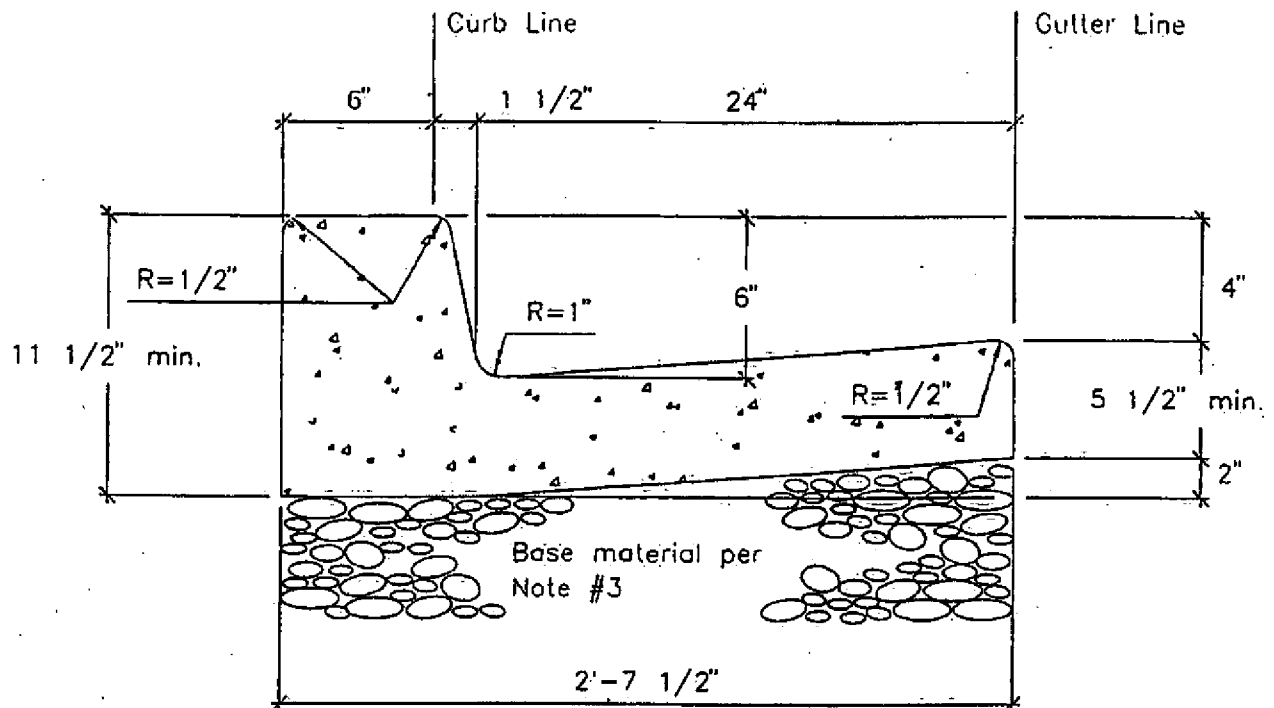


EXHIBIT B



NOTES

1. All work shall be done in accordance with Section 73 of the Standard Specifications of the State of California, Department of Transportation, July 1992, or later edition.
2. Top and front of curbs and gutters to be fine brush finish after trowelling; brushing to be parallel to the line of the curb.
3. Place base material under curb and gutter as required by the City Engineer.
4. Concrete to be Class B (5 sack).
5. State of California, Dept. of Transportation, Detail A2-6, July 1992, may be used in lieu of this detail.

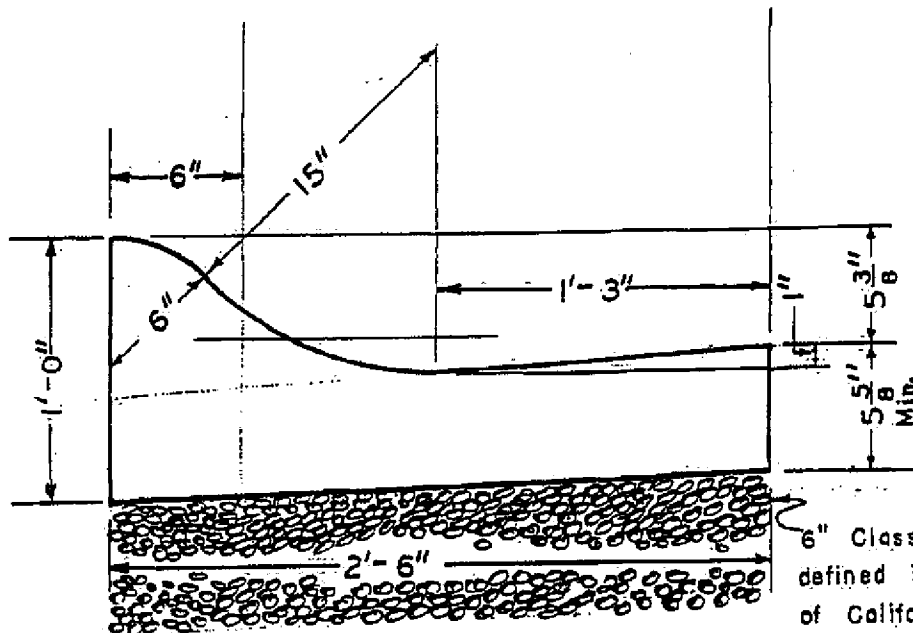
DEPARTMENT OF PUBLIC WORKS

ENGINEERING DIVISION

CITY OF MONTEREY

STANDARD DETAILS FOR STREET IMPROVEMENTS

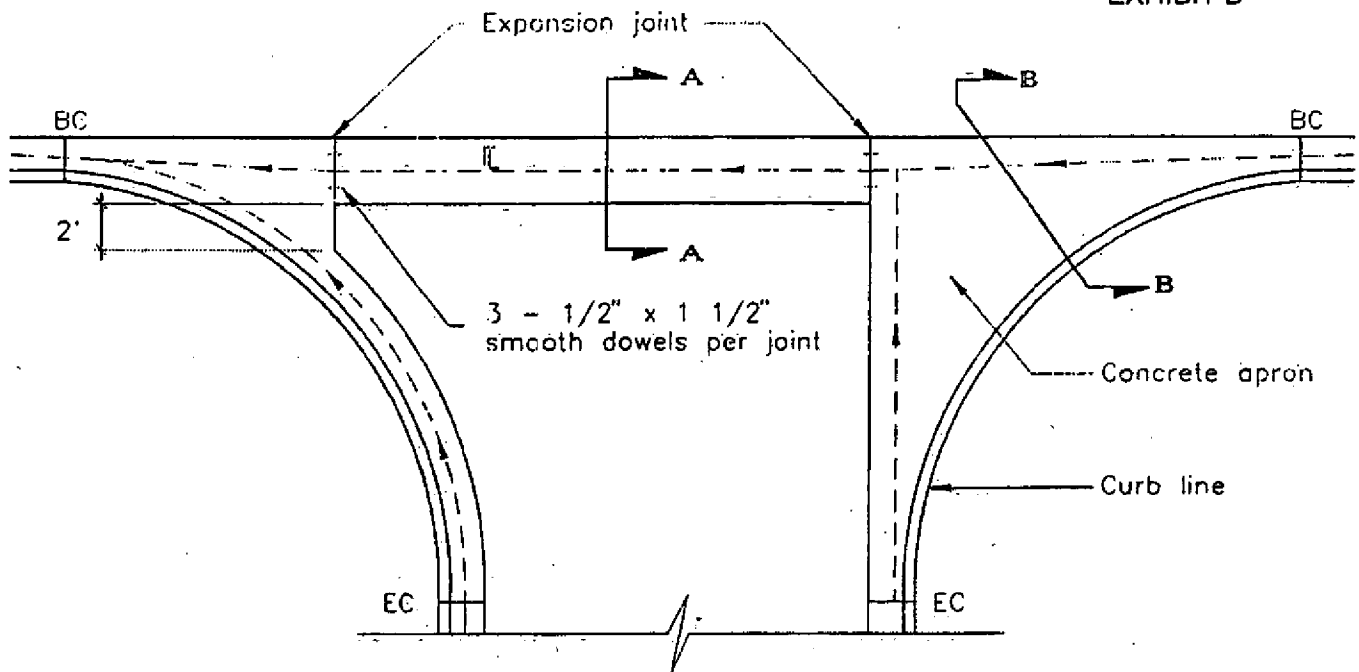
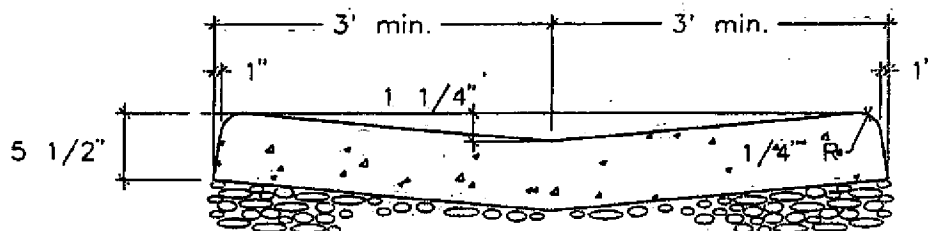
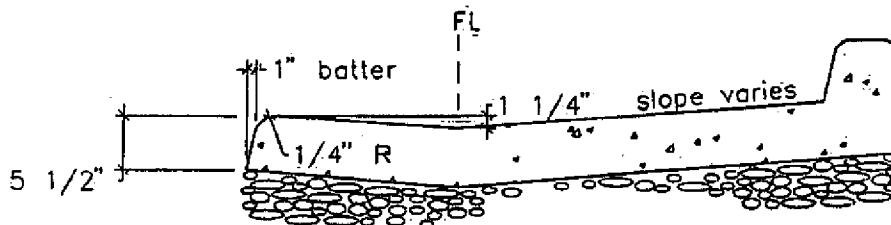
DESIGNED BY:	TITLE STANDARD CURB & GUTTER SECTION--	
DRAWN BY:	APPROVED	DETAIL No.
CHECKED BY:	CITY ENGINEER	DATE



NOTES.

1. All work shall be done in accordance with Section 36 of the State of California, Department of Public Works, Division of Highways, Standard Specifications, dated August, 1954, or subsequent later editions.
2. Expansion joints to be doweled at return.
3. Top and front of curb and gutter to have fine brush finish.

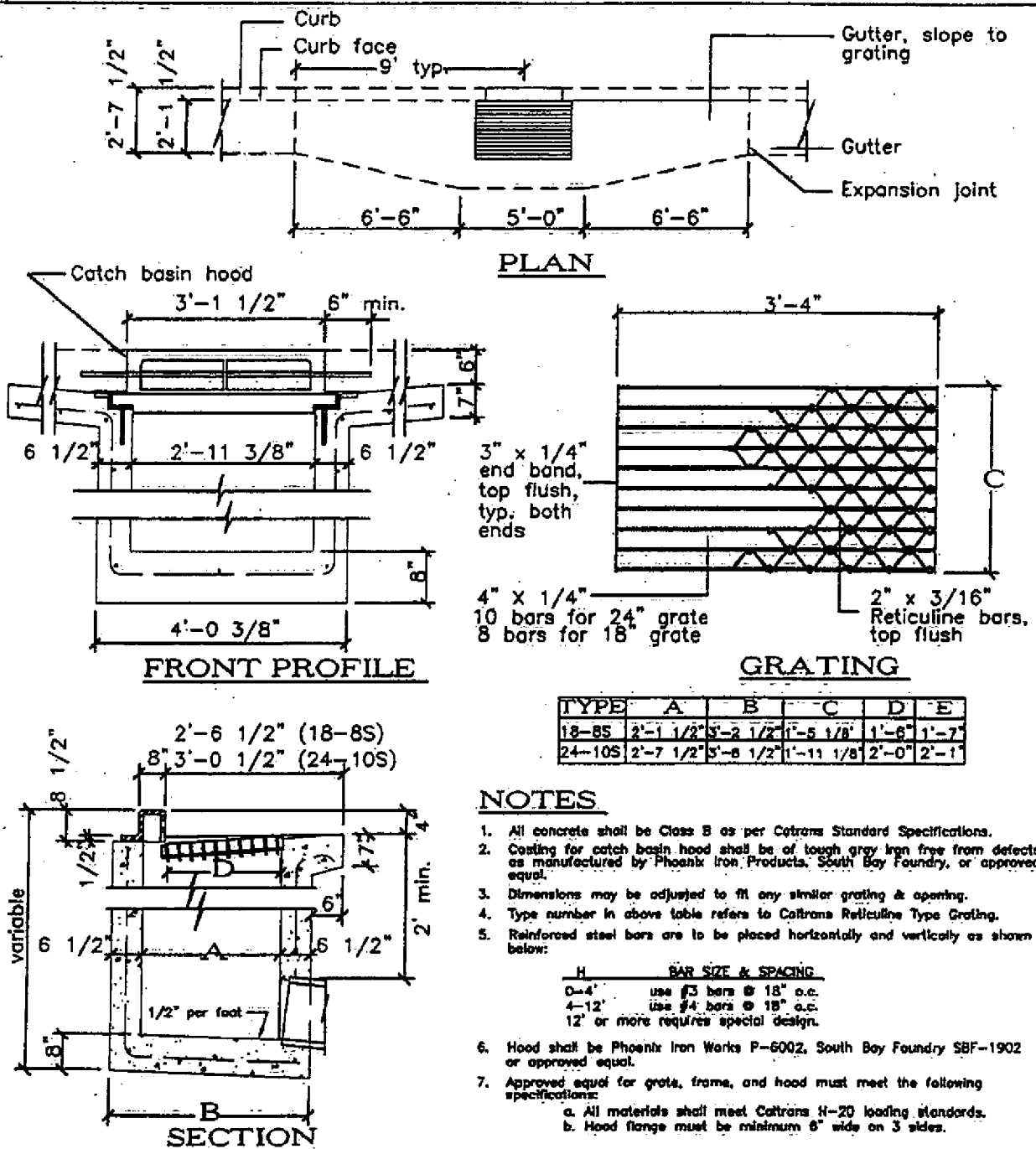
ENGINEERING DEPARTMENT		DEPARTMENT OF PUBLIC WORKS		CITY OF MONTEREY
STANDARD DETAILS FOR STREET IMPROVEMENTS				
DESIGNED BY H.L.	TITLE ROLLED CURB & GUTTER SECTION			DETAIL No.
DRAWN BY H.L.	APPROVED	DATE	7-7-54	
CHECKED BY M	CITY ENGINEER MR. Pearce		101	
	CITY MANAGER C. Cooper			

PLANSECTION A-ASECTION B-B**NOTES**

1. Base material as required by City Engineer.
2. Concrete to be Class B (5 sack).
3. Curb & gutter shall be per Plan #A87, A2-6 of the Standard Plans, State of California, Department of Transportation, dated July 1992 or later edition.
4. Finish shall be broom over steel trowel.

DEPARTMENT OF PUBLIC WORKS**ENGINEERING DIVISION****CITY OF MONTEREY****STANDARD DETAILS FOR STREET IMPROVEMENTS**

DESIGNED BY:	TITLE OPEN CROSS GUTTER	
DRAWN BY:	APPROVED	DETAIL No.
CHECKED BY:	CITY ENGINEER	DATE



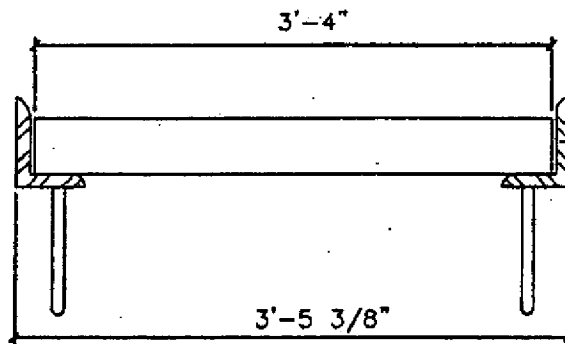
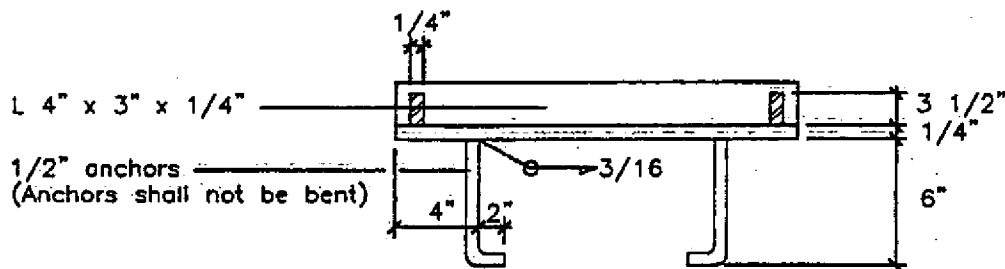
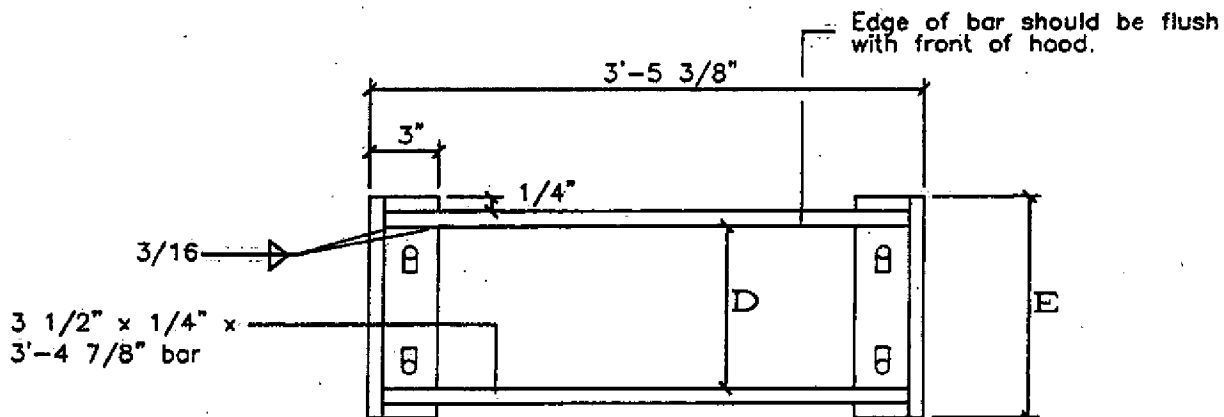
DEPARTMENT OF PUBLIC WORKS
ENGINEERING DIVISION CITY OF MONTEREY

STANDARD DETAILS FOR STREET IMPROVEMENTS

DESIGNED BY:	TITLE CATCH BASIN	
DRAWN BY:	APPROVED <i>Thomas Reeves</i>	DETAIL NO.
CHECKED BY:	CITY ENGINEER	103 BR

1-3-03
DATE

Revised 1/03

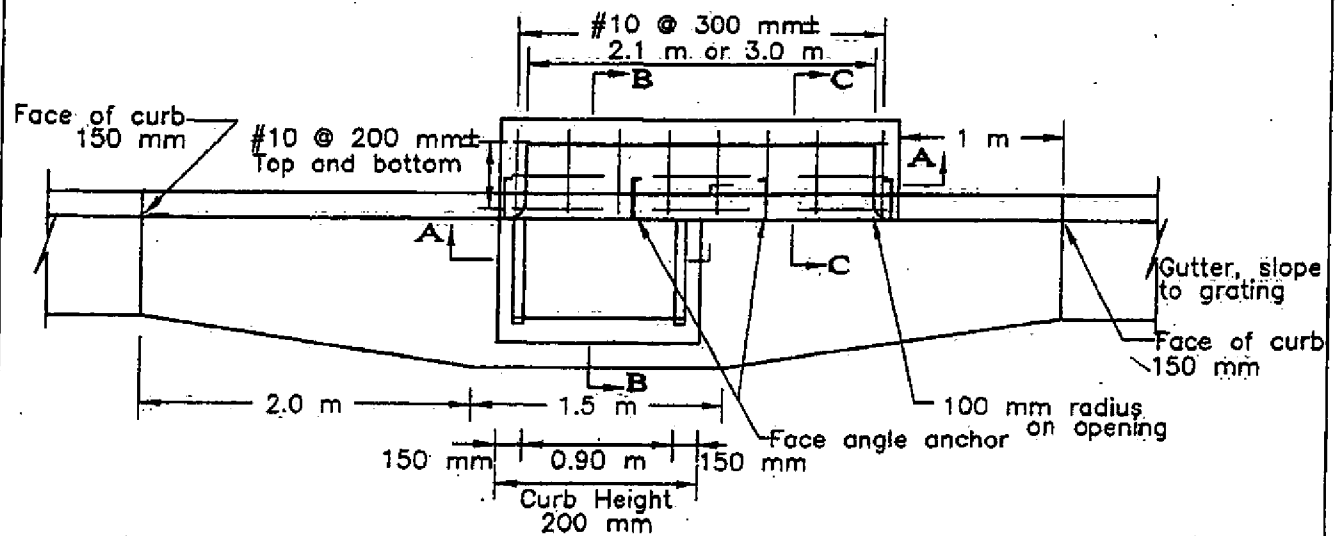
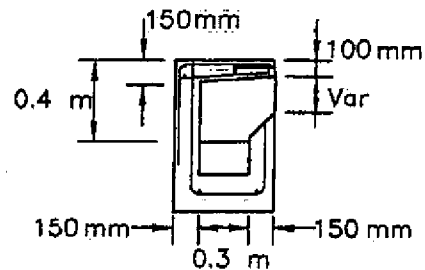
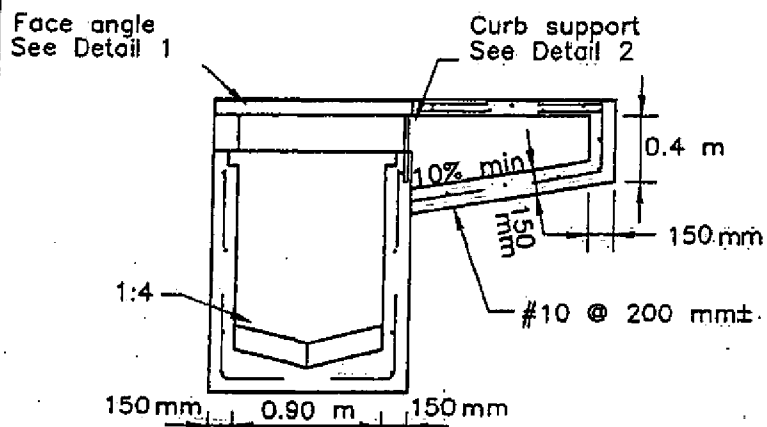
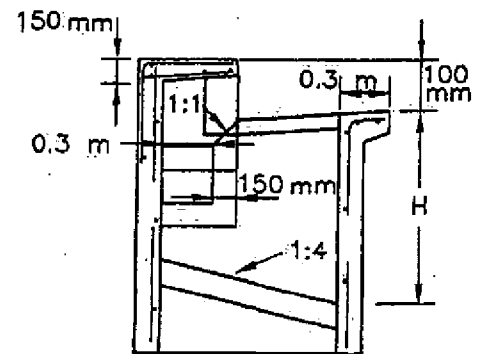
LONGITUDINAL SECTIONCROSS SECTIONTYPICAL FRAME

DEPARTMENT OF PUBLIC WORKS
ENGINEERING DIVISION CITY OF MONTEREY

STANDARD DETAILS FOR STREET IMPROVEMENTS

DESIGNED BY:	TITLE		CATCH BASIN
DRAWN BY:	APPROVED		DETAIL No.
CHECKED BY:	<i>Thomas Reves</i> CITY ENGINEER		1-3-03 DATE
			103 BR

Revised 1/03

**PLAN****SECTION C-C****SECTION A-A****SECTION B-B****DEPARTMENT OF PUBLIC WORKS****ENGINEERING DIVISION****CITY OF MONTEREY****STANDARD DETAILS FOR STREET IMPROVEMENTS**DRAWN BY:
JAH

TITLE

EXTENDED INLET CATCH BASIN

APPROVED

Thomas B. Reaves
CITY ENGINEER

9-13-96
DATE

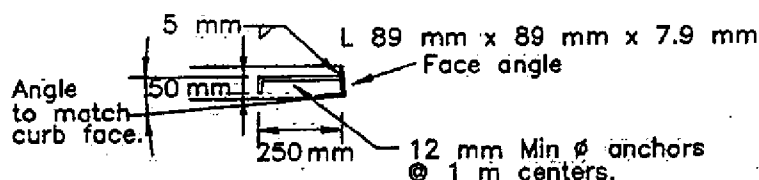
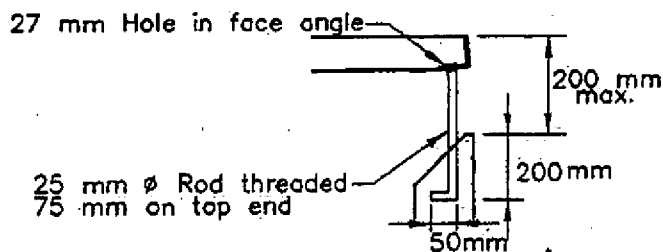
DETAIL No.

103 C

F 2

CAO

RISK


**FACE ANGLE ANCHOR- DETAIL 1****CURB SUPPORT- DETAIL 2**

See Note 2

NOTES

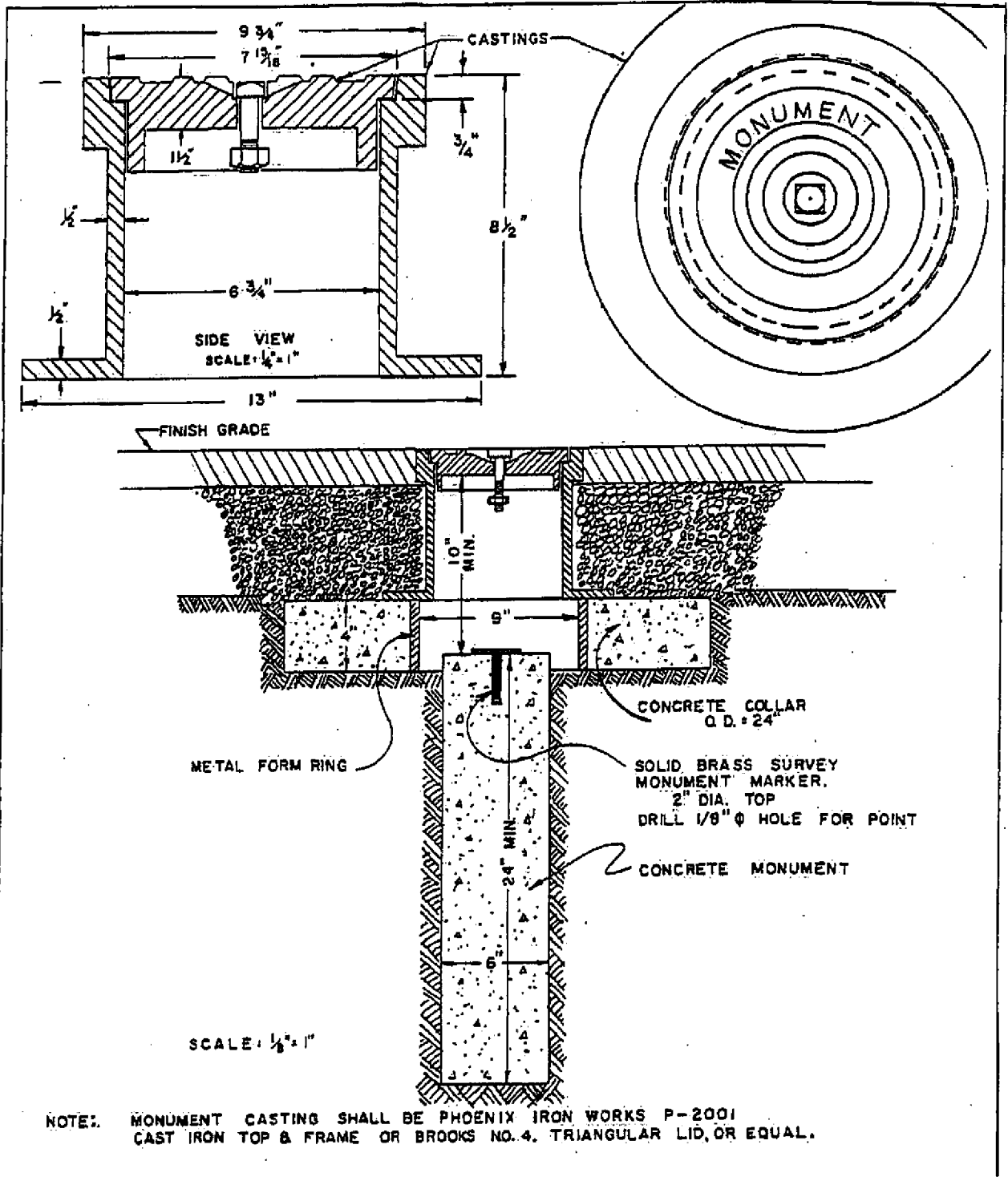
1. All concrete shall be Class 2 as per Cotrans Standard Specifications.
2. Curb supports shall be evenly spaced and minimal in number such that maximum span of unsupported curb is 2.1 m.
3. Dimensions may be adjusted to fit any similar grating & opening.
4. Reinforced steel bars are to be placed horizontally and vertically as shown below:
 - 0-1.2 m use #10 bars @ 0.45 m o.c.
 - 1.2 m-3.6 m use #15 bars @ 0.45 m o.c.
 - 3.6 m or more requires special design.
5. Steps- None required where "H" is less than 0.75 m. Where "H" is 0.75 m or more, install steps with lowest rung 300 mm above the floor and highest rung not more than 150 mm below top of inlet. The distance between steps shall not exceed 300 mm and be uniform throughout the length of the wall. Place steps in the wall without an opening.
6. Pipe(s) can be placed in any wall.
7. Curb section shall match adjacent curb.
8. Except for inlets used as junction boxes, basin floor and shall have a minimum slope of 1:4 from all directions toward outlet pipe and shall have a wood trowel finish.
9. Frame as per Cal-trans Spec. D77-A. Grate per Cal-trans Spec. D77-B Type 600-12X. Hot dip galvanize grates and frames.

DEPARTMENT OF PUBLIC WORKS**ENGINEERING DIVISION****CITY OF MONTEREY****STANDARD DETAILS FOR STREET IMPROVEMENTS**

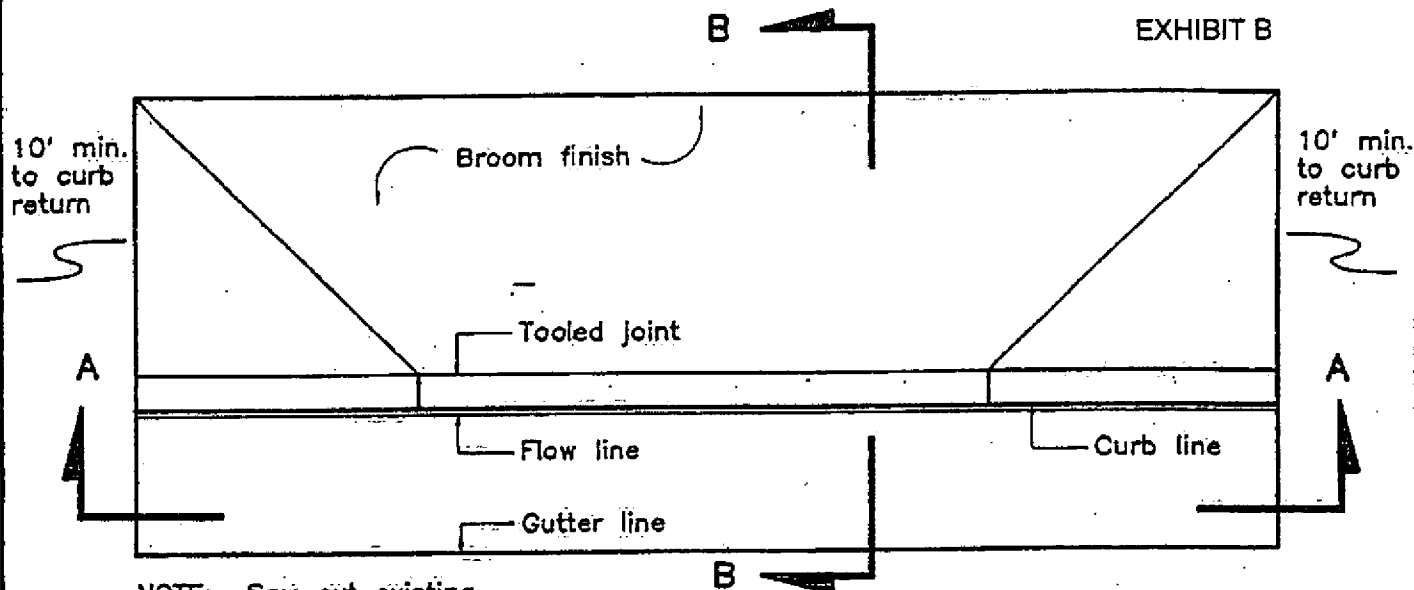
DRAWN BY: JAH	TITLE EXTENDED INLET CATCH BASIN		
	APPROVED <i>Thomas B. Reeves</i>	DATE 9-13-96	DETAIL No. 103 C
	CITY ENGINEER		SHEET 2 OF 2

CAO

RISK



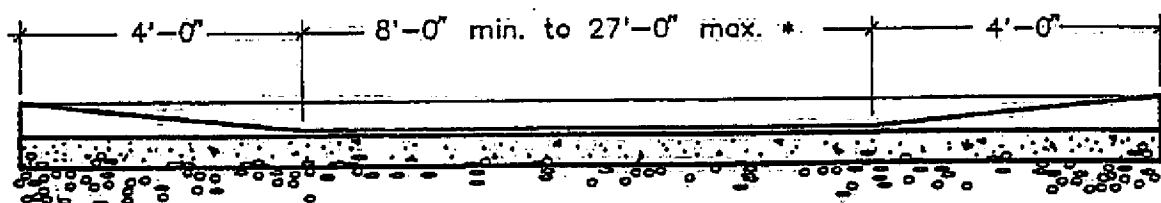
ENGINEERING: DIVISION.		DEPARTMENT OF PUBLIC WORKS		CITY OF MONTEREY
STANDARD DETAILS FOR STREET IMPROVEMENTS				
DESIGNED BY	TITLE	MONUMENT PLACEMENT IN STREET		
DRAWN BY R. H. R.	APPROVED	<i>L. W. M. J. J. J.</i>		DETAIL No.
CHECKED BY <i>DSB</i>	PUBLIC WORKS DIRECTOR	DATE	6/11/71	105 AR



NOTE: Saw cut existing concrete to be removed

PLAN

Scale: $\frac{3}{8}" = 1'-0"$



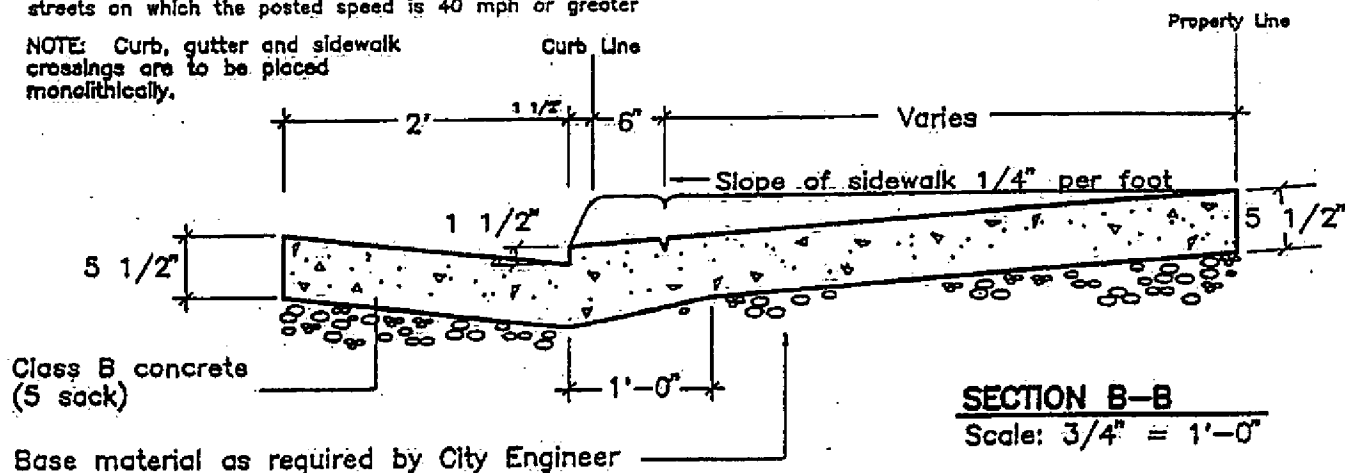
SECTION A-A

Scale: $\frac{3}{8}" = 1'-0"$

Provide expansion joint each side

- * Width may be increased to 32'-0" for common driveways or along streets on which the posted speed is 40 mph or greater

NOTE: Curb, gutter and sidewalk crossings are to be placed monolithically.



SECTION B-B

Scale: $\frac{3}{4}" = 1'-0"$

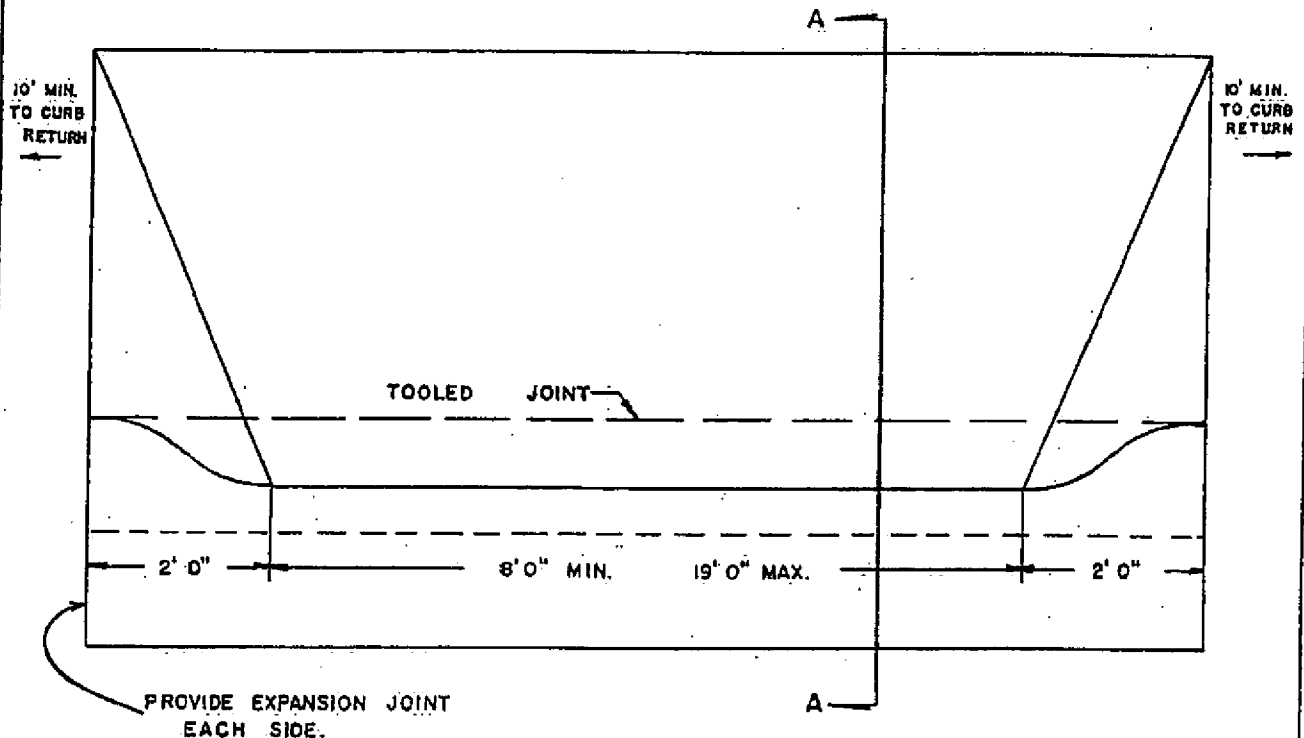
DEPARTMENT OF PUBLIC WORKS

ENGINEERING DIVISION

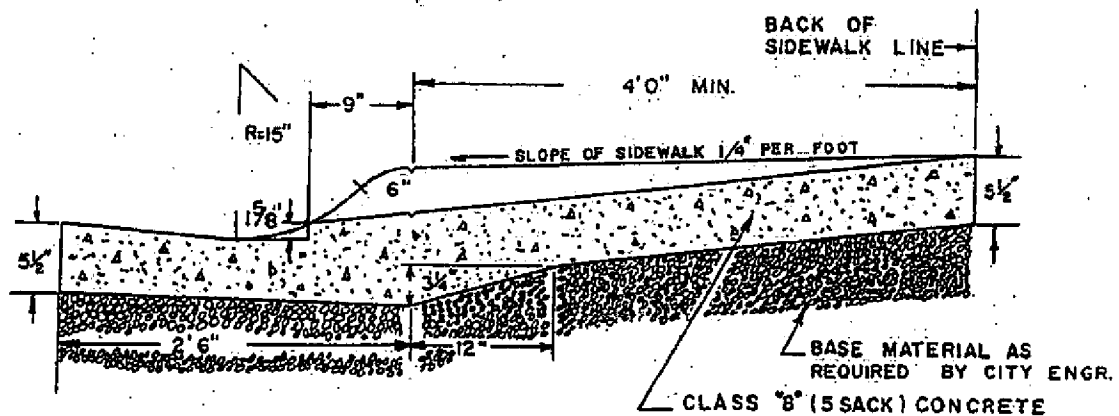
CITY OF MONTEREY

STANDARD DETAILS FOR STREET IMPROVEMENTS

DESIGNED BY	TITLE	COMMERCIAL SIDEWALK CROSSING	
DRAWN BY LAL	APPROVED	Thomas Reeves	10/15/92
CHECKED BY JK	CITY ENGINEER	DATE	DETAIL No. 107R



PLAN
 $\frac{1}{2}'' = 1' 0''$



THIS DETAIL TO BE
 USED ONLY AT EXISTING
 ROLL CURB.

NOTE: 1. SAWCUT EXISTING CONCRETE TO BE
 REMOVED FOR DRIVEWAY.
 2. FINISH SHALL BE BROOM OVER
 STEEL TROWEL.

DEPARTMENT OF PUBLIC WORKS

ENGINEERING DIVISION

CITY OF MONTEREY

STANDARD DETAILS FOR STREET IMPROVEMENTS

DESIGNED BY	TITLE RESIDENTIAL SIDEWALK CROSSING		
DRAWN BY R.H.R.	APPROVED	<i>[Signature]</i>	12/8/70
CHECKED BY D86	PUBLIC WORKS DIRECTOR		DATE
			DETAIL No: 108 BR
			CAO RISK

10' min.
to curb
return10' min.
to curb
return

Broom finish

Tooled joint

Flow line

Curb line

Gutter line

PLAN

2'

See table below

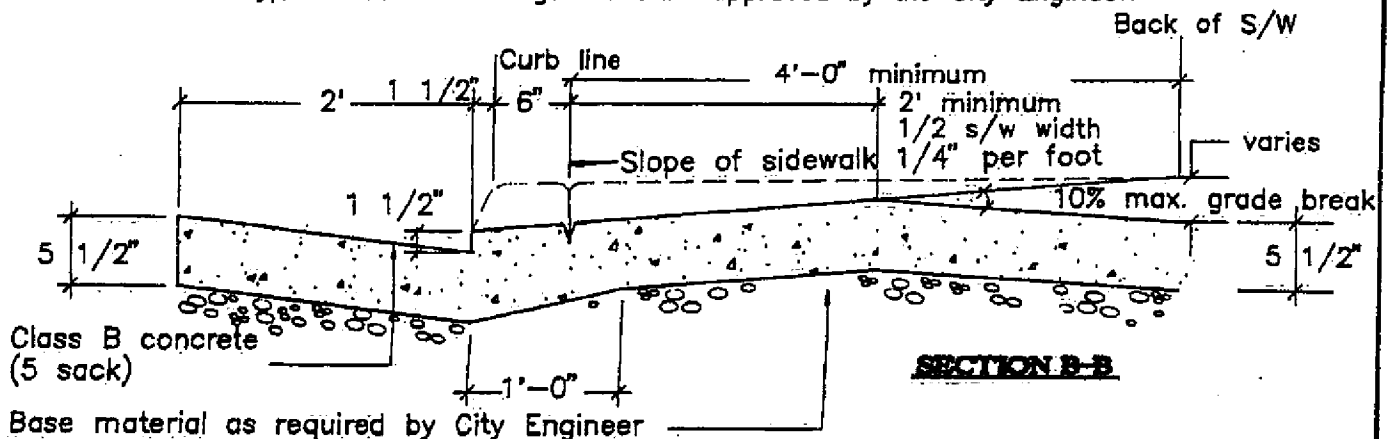
2'

SECTION A-AProvide expansion
joint each side

TYPE OF RESIDENTIAL USE	MIN. WIDTH	MAX. WIDTH
Single family	8' plus transitions	19' plus transitions
Multi-family, 6 units or less	9' plus transitions	19' plus transitions
Multi-family, 7 units or more	16' plus transitions	19' plus transitions

NOTES

1. Curb, gutter and sidewalk crossing are to be placed monolithically.
2. Use of "J" type sidewalk crossings must be approved by the City Engineer.

**DEPARTMENT OF PUBLIC WORKS****ENGINEERING DIVISION****CITY OF MONTEREY****STANDARD DETAILS FOR STREET IMPROVEMENTS**

DESIGNED BY:

TITLE

RESIDENTIAL J- SIDEWALK CROSSING

DRAWN BY:

APPROVED

DETAIL No.

CHECKED BY:

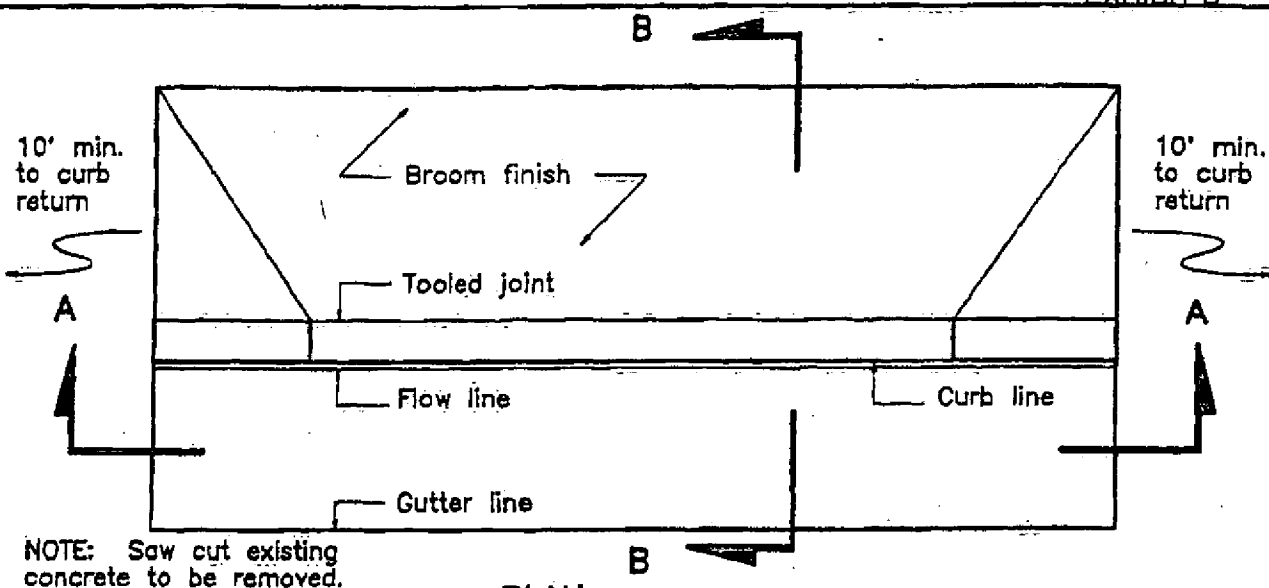

CITY ENGINEER

DATE

CAO

RISK

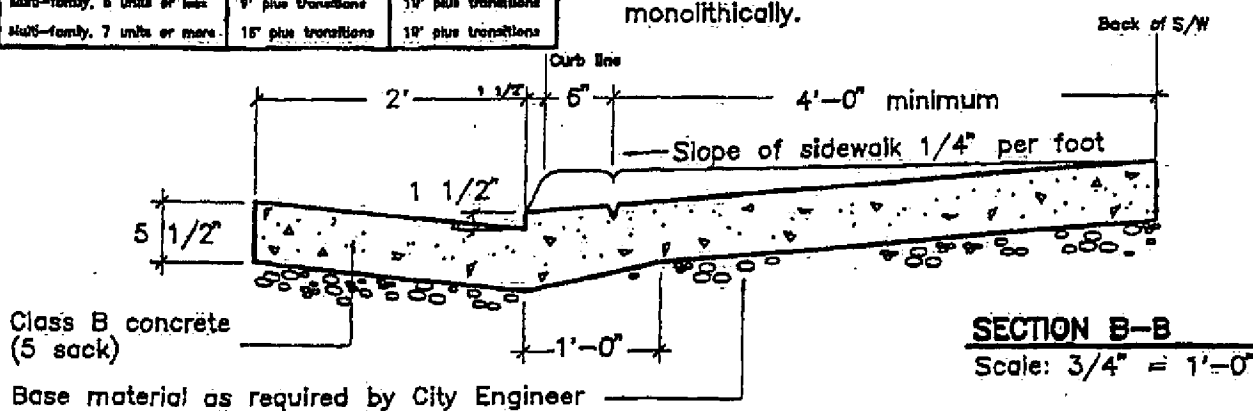
J

**PLAN**Scale: $3/8" = 1'-0"$ **SECTION A-A**Scale: $3/8" = 1'-0"$

Provide expansion joint each side

TYPE OF RESIDENTIAL USE	MIN. WIDTH	MAX. WIDTH
Single family	8' plus transitions	18' plus transitions
Multi-family, 6 units or less	9' plus transitions	18' plus transitions
Multi-family, 7 units or more	15' plus transitions	18' plus transitions

NOTE: Curb, gutter and sidewalk crossings are to be placed monolithically.

**SECTION B-B**Scale: $3/4" = 1'-0"$

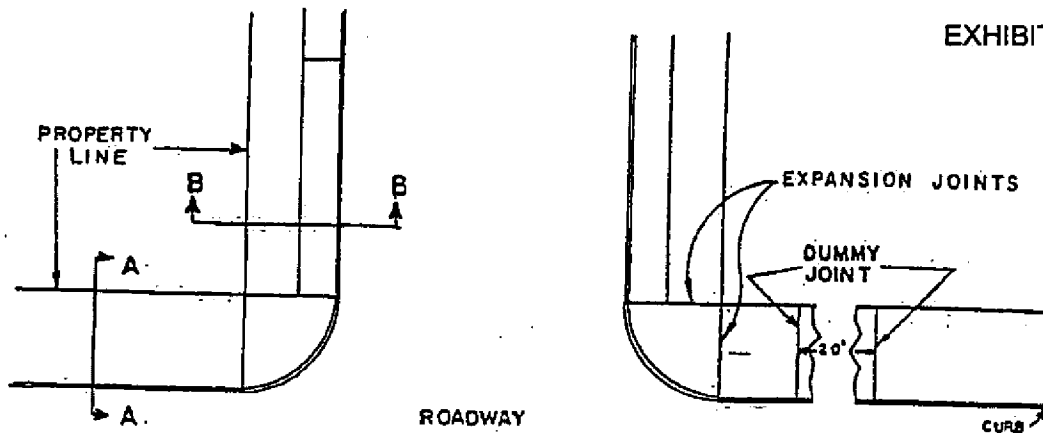
DEPARTMENT OF PUBLIC WORKS

ENGINEERING DIVISION

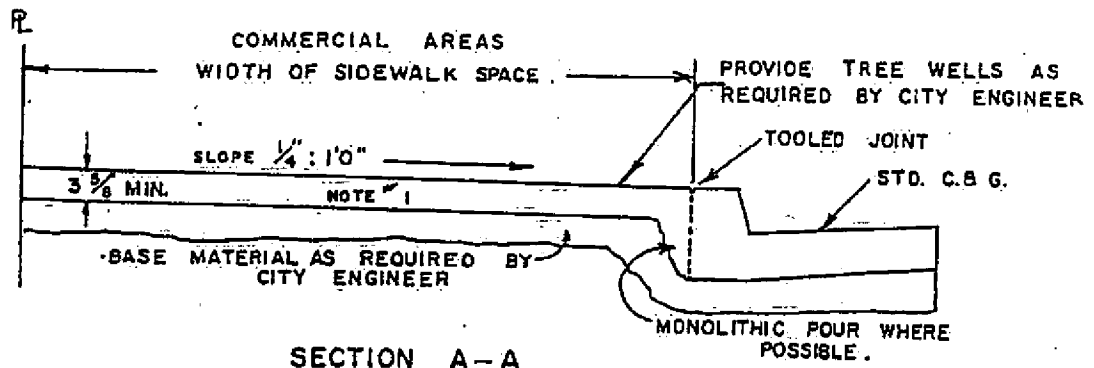
CITY OF MONTEREY

STANDARD DETAILS FOR STREET IMPROVEMENTS

DESIGNED BY	TITLE		
	RESIDENTIAL SIDEWALK CROSSING		
DRAWN BY LAL	APPROVED	<i>Thomas B. Reyes</i> 10/15/92	DETAIL No.
CHECKED BY JK	CITY ENGINEER	DATE	108R

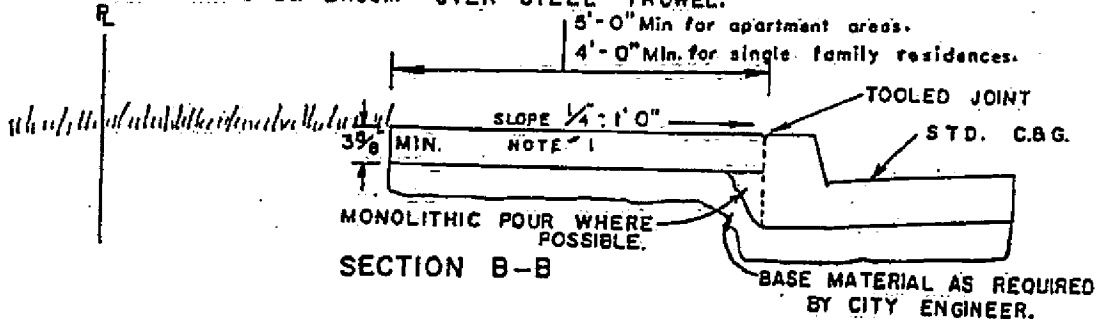


TYPICAL PLAN
SCALE 1" = 20'



NOTE

1. FIVE SACKS OF CEMENT PER CUBIC YARD OF CONCRETE REQUIRED.
2. SCORING SHALL BE AS SPECIFIED.
3. FINISH SHALL BE BROOM OVER STEEL TROWEL.



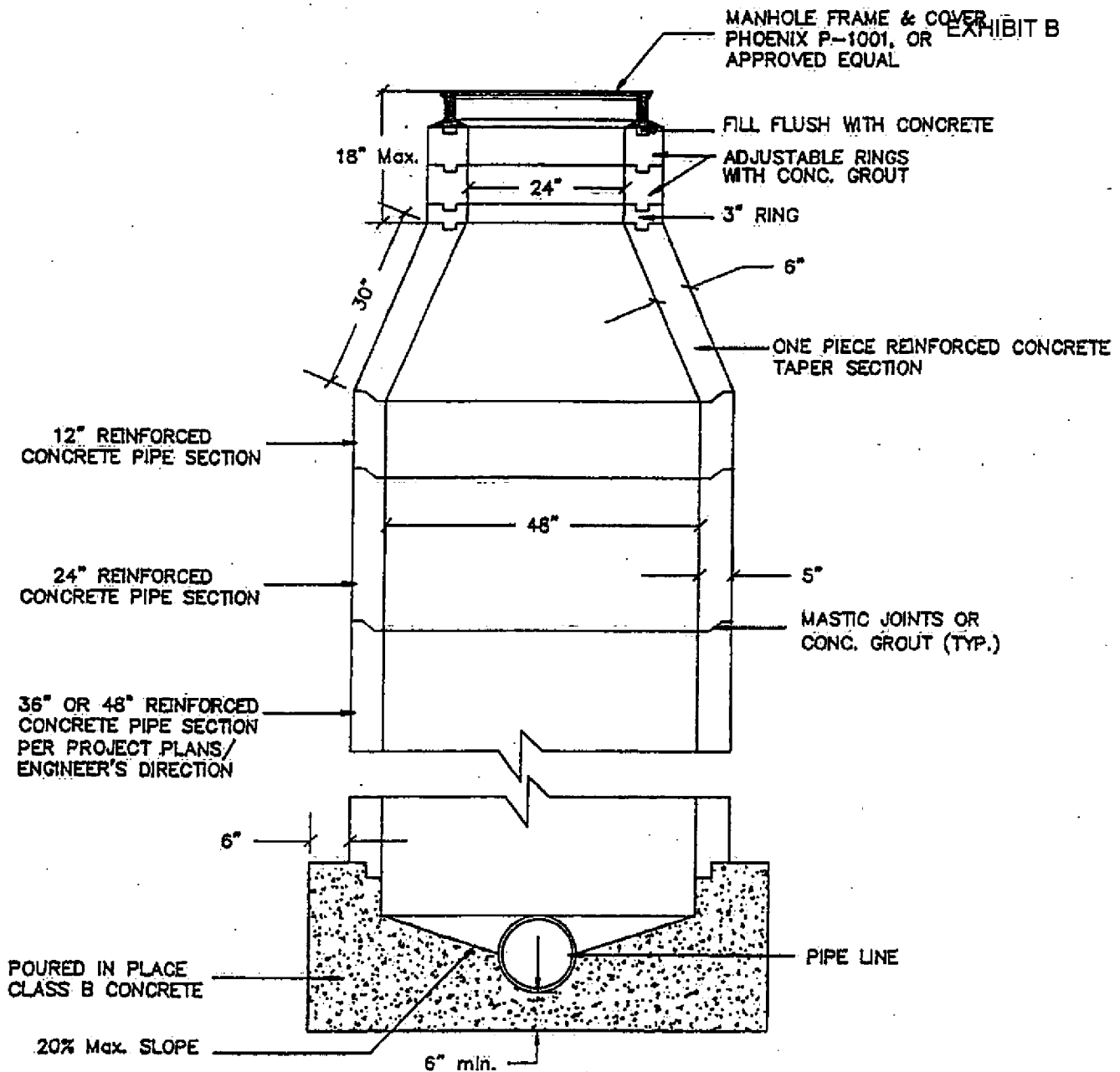
DEPARTMENT OF PUBLIC WORKS

ENGINEERING DIVISION

CITY OF MONTEREY

STANDARD DETAILS FOR STREET IMPROVEMENTS

DESIGNED BY	TITLE SIDEWALK		
DRAWN BY R.H.R.	APPROVED	7-13-70	DETAIL No.
CHECKED BY 1286	PUBLIC WORKS DIRECTOR	DATE	111-R



NOTES:

1. Construction shall be per Section 70-1.02 "PRECAST CONCRETE STRUCTURES" and Section 90 "PORTLAND CEMENT CONCRETE" of CALTRANS Standard Specifications.
2. Manhole shall be leakage tested in accordance with project Specifications.
3. Provide concrete grout around the top ring and the frame, when manhole frame and cover is above finish ground.

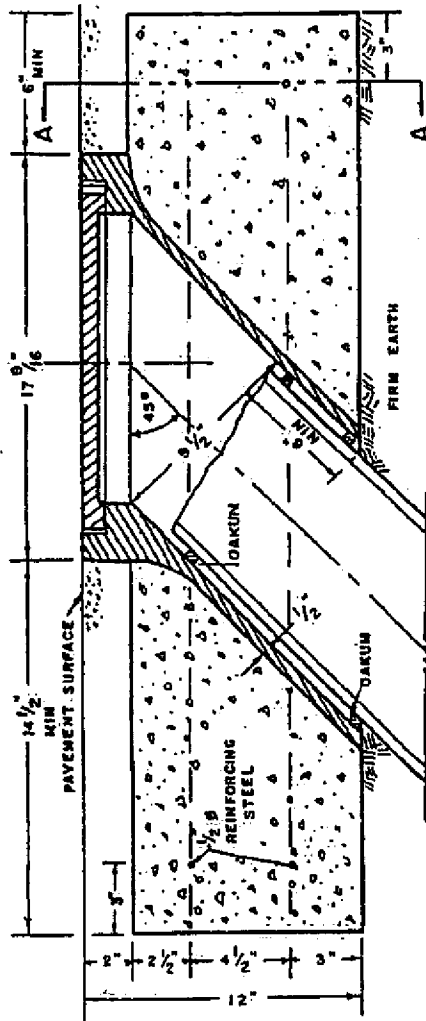
DEPARTMENT OF PUBLIC WORKS

ENGINEERING DIVISION

CITY OF MONTEREY

STANDARD DETAILS FOR SEWERS

DESIGNED BY	TITLE	
	PRECAST CONCRETE MANHOLE	SHEET 1 of 1
DRAWN BY	APPROVED	
E.M.C	<i>Thomas B. Reeves</i> 7-22-93	DETAIL No.
CHECKED BY	CITY ENGINEER	DATE
		200R

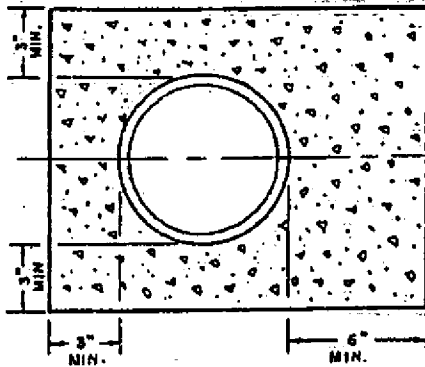


VERTICAL SECTION

NOTE

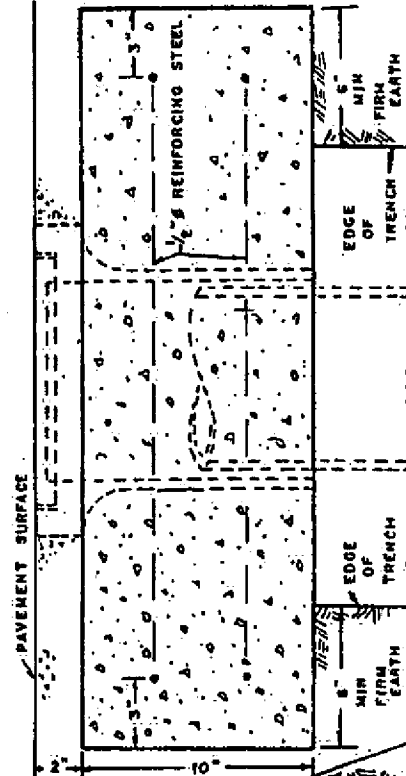
VIT. CLAY PIPE NOT TO BE
MADE RIGID WITH CASTING.

OAKUM PAD & PACKING ONLY
FOR TOP JOINTS



SECTION B-B

LIMIT OF PAYMENT
FOR SEWER LINE



SECTION A-A

MORTAR
1-PART CEMENT
5-PARTS SAND
OR
C.P. 1.2

VERTICAL SECTION

ENGINEERING DEPARTMENT

DEPARTMENT OF PUBLIC WORKS

CITY OF MONTEREY

STANDARD DETAILS FOR SEWERS

DESIGNED BY

TITLE

CLEAN - OUT

DRAWN BY
G. B.

APPROVED

CITY ENGINEER

DATE

4-15-55

DETAIL No.

202

CHECKED BY

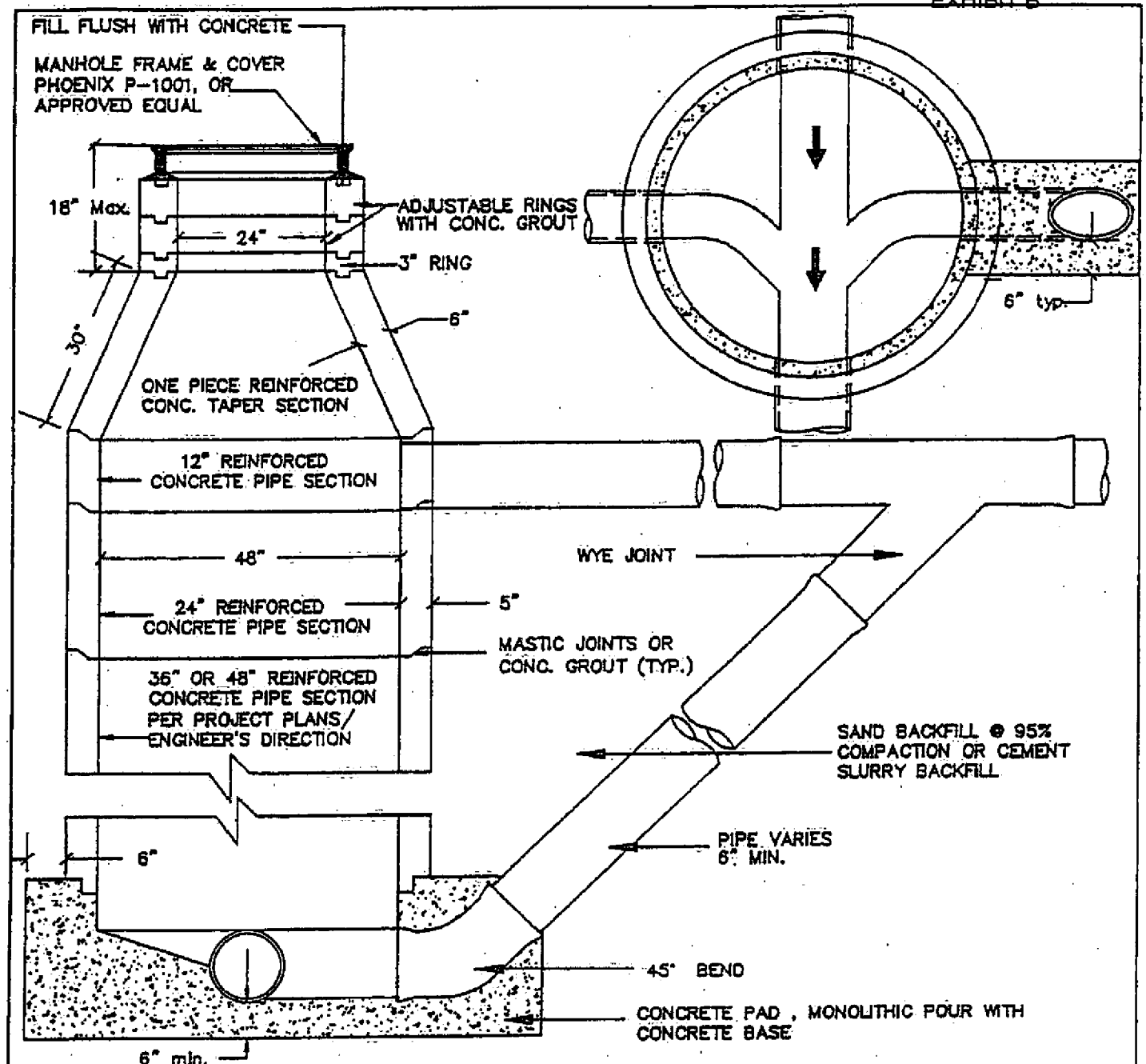
CITY MANAGER

H. L.

Agreement # Ag-4978 - Page 146 of 180

CAO

RISK

**NOTES:**

1. Construction shall be per Section 70-1.02 "PRECAST CONCRETE STRUCTURES" and Section 90 "PORTLAND CEMENT CONCRETE" of CALTRANS Standard Specifications.
2. Manhole shall be leakage tested in accordance with project Specifications.
3. Provide concrete grout around the top ring and the frame, when manhole frame and cover is above finish ground.

DEPARTMENT OF PUBLIC WORKS

ENGINEERING DIVISION

CITY OF MONTEREY

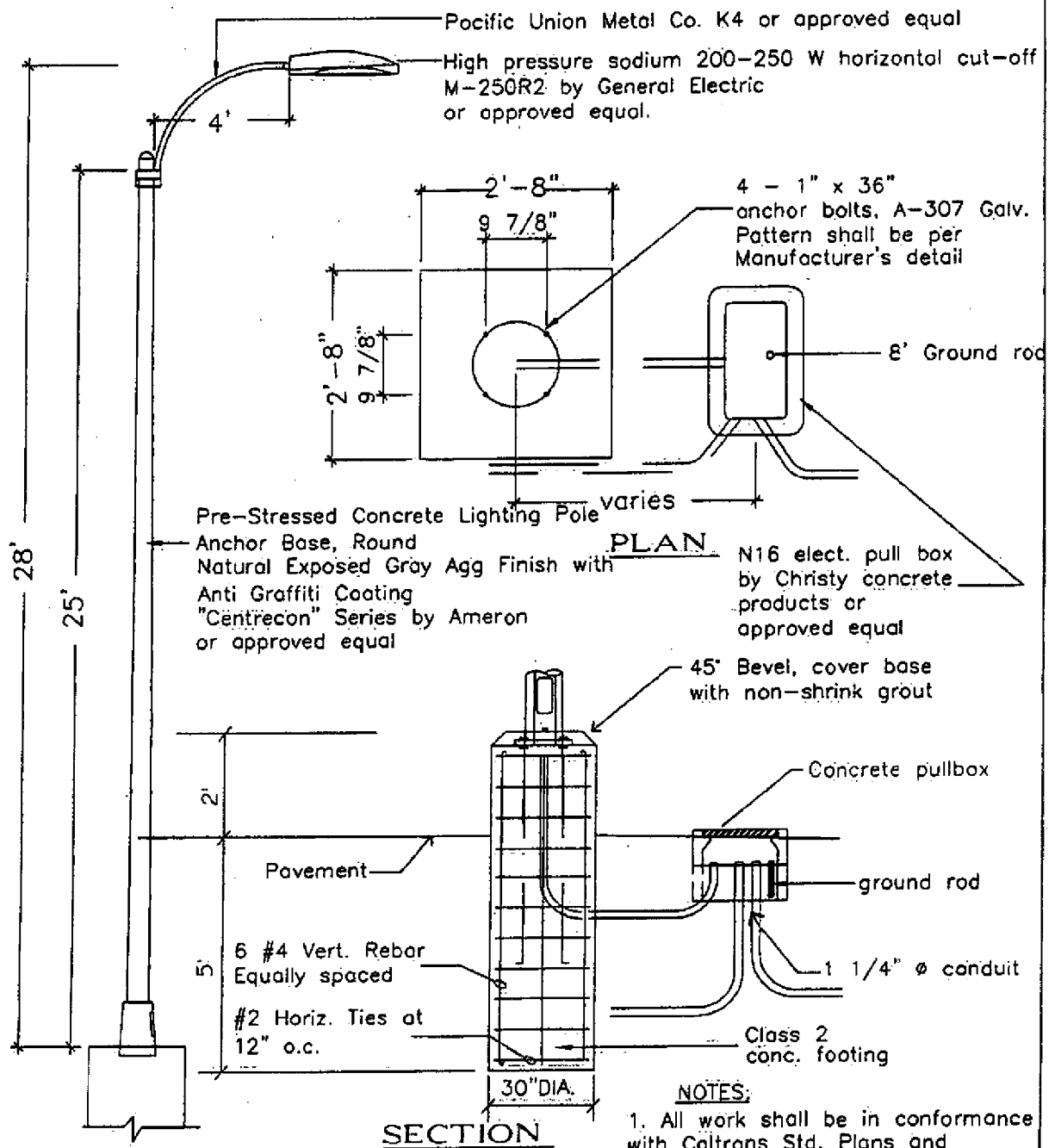
STANDARD DETAILS FOR SEWERS

DESIGNED BY	TITLE		SHEET 1 of 1
	PRECAST CONCRETE DROP MANHOLE		
DRAWN BY	APPROVED	DATE	DETAIL No.
E.M.C.	<i>Thomas B. Reeves</i>		
CHECKED BY	CITY ENGINEER	7-22-93	204

CAO

RISK

Ased 7/93

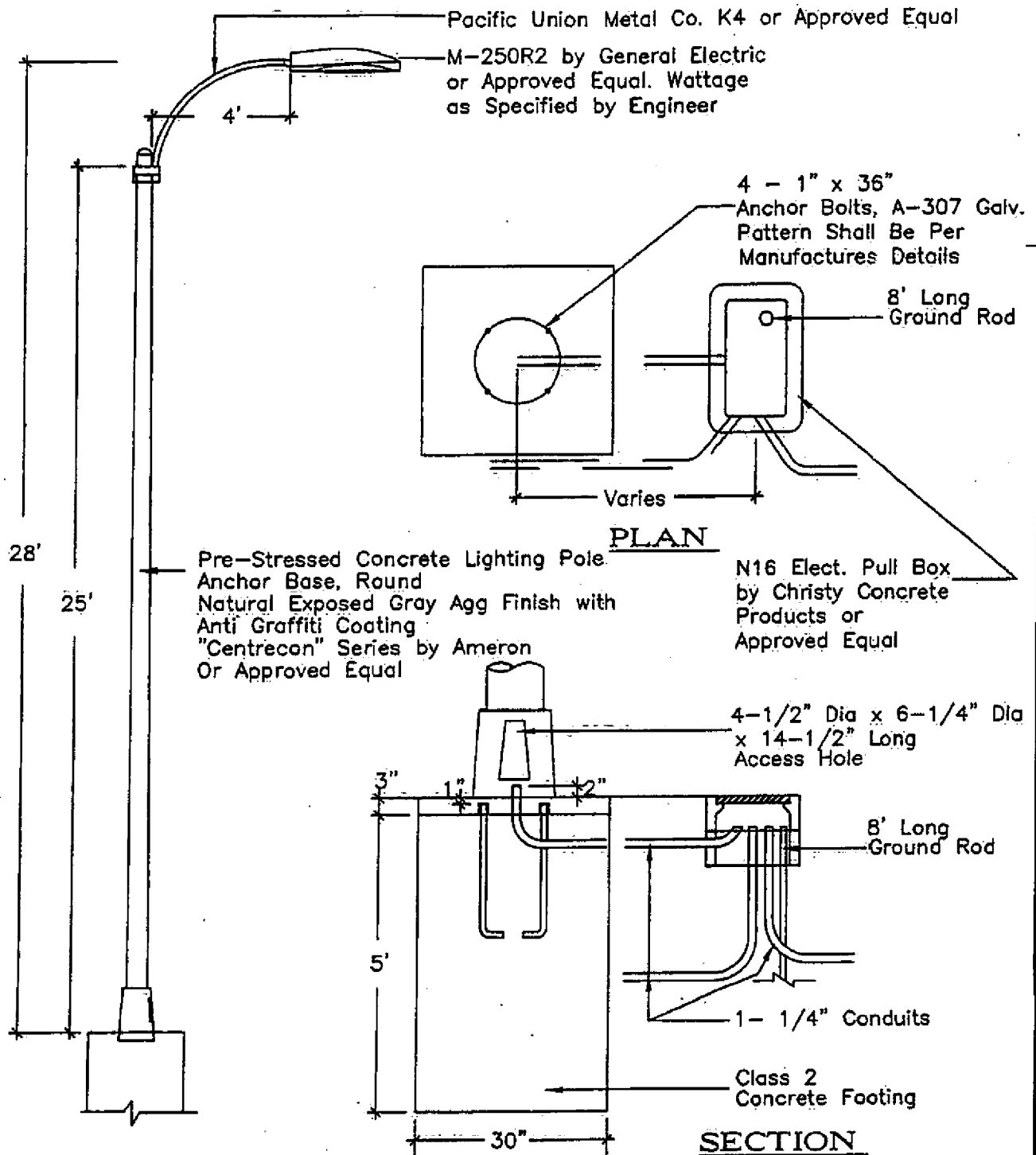


DEPARTMENT OF PUBLIC WORKS
ENGINEERING DIVISION CITY OF MONTEREY

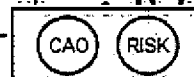
STANDARD DETAILS FOR STREET IMPROVEMENTS

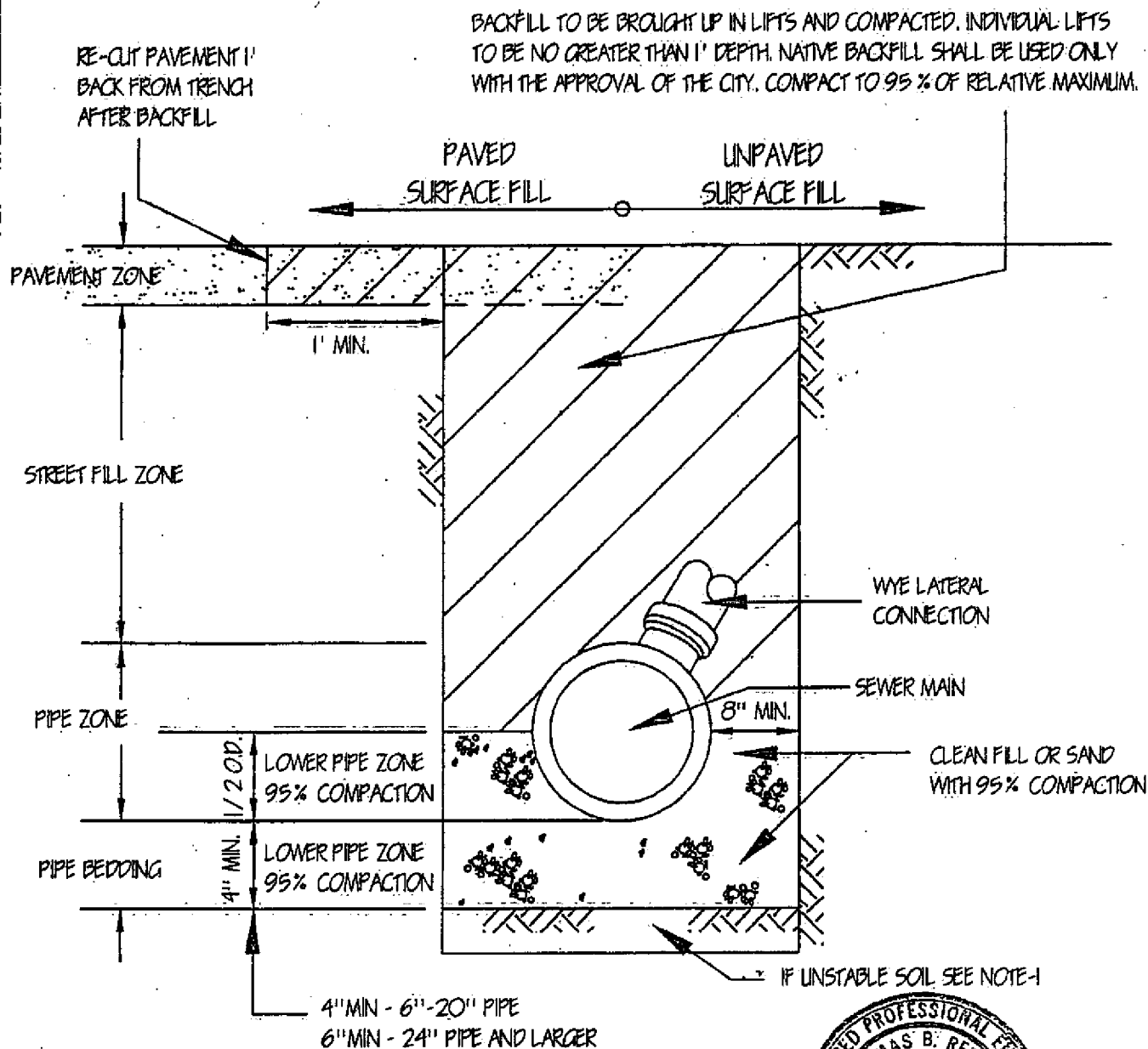
DESIGNED BY: E.M.C.	TITLE PARKING LOT LIGHTING
DRAWN BY: E.M.C.	APPROVED <i>[Signature]</i> 2/6/06
CHECKED BY:	CITY ENGINEER
DETAIL No. 300PR	

EXHIBIT B




DEPARTMENT OF PUBLIC WORKS		CITY OF MONTEREY	
ENGINEERING DIVISION			
STANDARD DETAILS FOR STREET IMPROVEMENTS			
DESIGNED BY:	TITLE STREET LIGHTING		
DRAWN BY:	APPROVED	DATE	DETAIL No.
CHECKED BY:	<i>Thomas B. Reeve</i>	<i>3/7/05</i>	300R
	CITY ENGINEER		



**NOTES:**

- 1- FOR UNSTABLE SOIL, ENGINEER WILL DETERMINE DEPTH OF REMOVAL AND SIZE OF FOUNDATION REFILL MATERIAL
- 2- NATIVE BACKFILL MUST BE APPROVED BY INSPECTOR FOR REUSE
- 3- PIPE INSTALLED MORE THAN 20' BELOW GRADE MUST BE ENGINEERED AND SUBMITTED TO CITY FOR APPROVAL




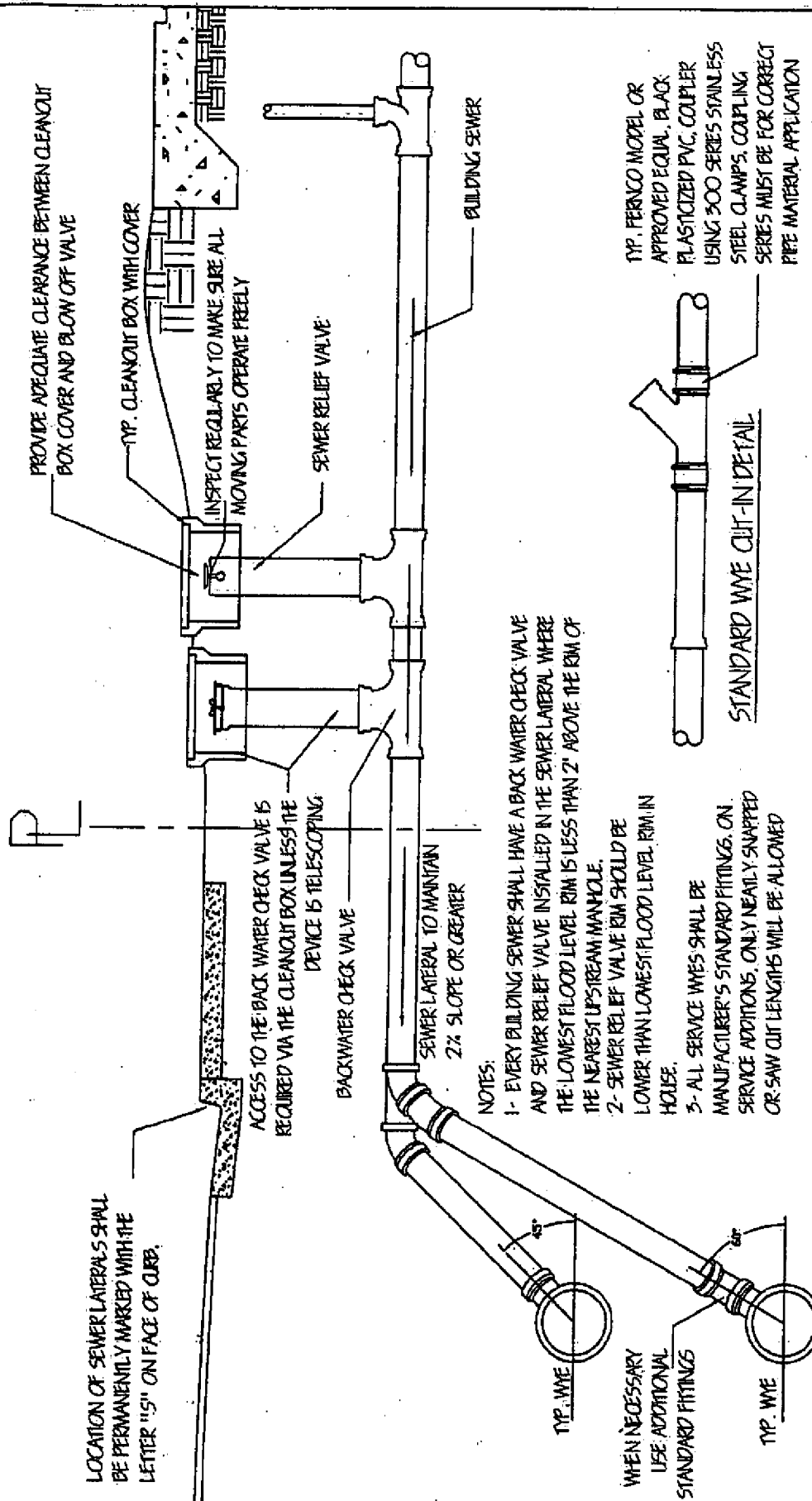
DEPARTMENT OF PUBLIC WORKS
ENGINEERING DIVISION **CITY OF MONTEREY**

STANDARD DETAIL FOR SEWER IMPROVEMENTS

DESIGNED BY: STAFF	TITLE: SEWER MAIN BEDDING & WYE		DETAIL NO. 500
DRAWN BY: A. B.	APPROVED: <i>Thomas B. Reeves</i>	DATE 12/6/06	
CHECKED BY: T. R.	CITY ENGINEER		

CAO

RISK



DEPARTMENT OF PUBLIC WORKS
ENGINEERING DIVISION
CITY OF MONTEREY
STANDARD DETAIL FOR SEWER IMPROVEMENTS
SEWER MAIN, WYE & LATERAL

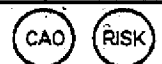
DETAIL NO.
501

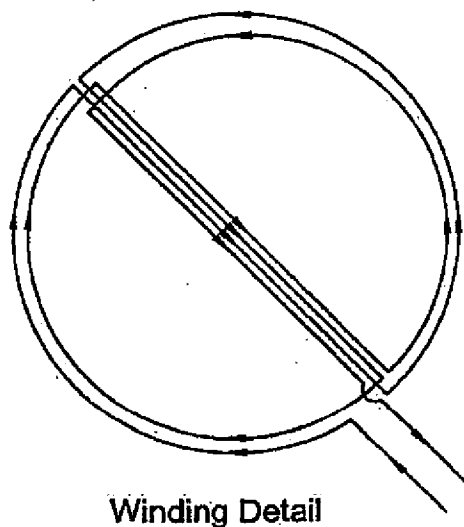
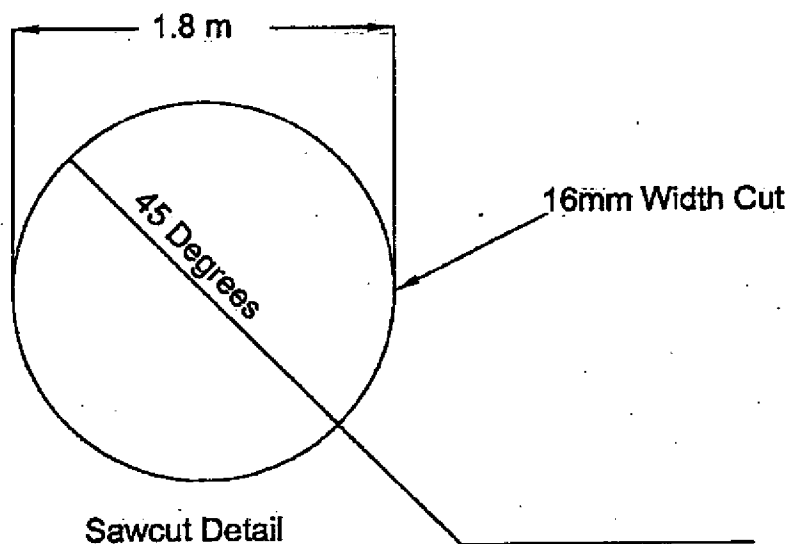
APPROVED:
James B. Reese
CITY ENGINEER

DATE
12/6/06


DESIGNED BY:
A. B.

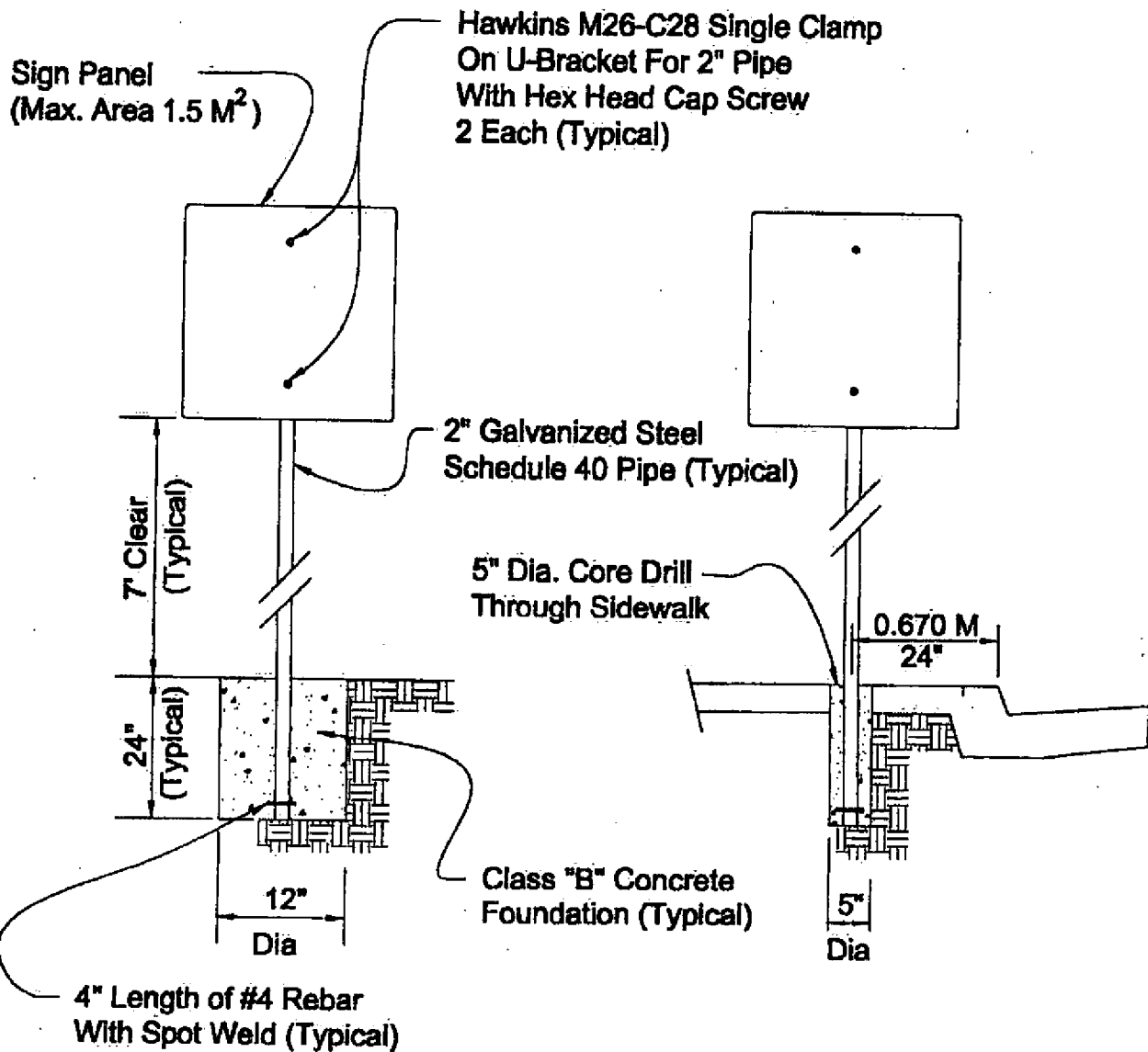
CHECKED BY:
T. R.



**NOTES**

1. All work shall be done in accordance with the Standard Specifications of the State of California, Department of Transportation, July 1999, or later edition.

DEPARTMENT OF PUBLIC WORKS	
ENGINEERING DIVISION	CITY OF MONTEREY
STANDARD DETAILS FOR STREET IMPROVEMENTS	
DESIGNED BY: RSD	TITLE TYPE E MONTEZUMA TRUCK POLE LOOP DETECTOR
DRAWN BY: AM	APPROVED <i>[Signature]</i>
CHECKED BY: RSD	CITY TRAFFIC ENGINEER
	
DATE <u>4-28-2011</u>	
DETAIL No. 602	

Sign Post In EarthSign Post In Sidewalk


DEPARTMENT OF PUBLIC WORKS
ENGINEERING DIVISION CITY OF MONTEREY
STANDARD DETAILS FOR STREET IMPROVEMENTS

DESIGNED BY: RICH DEAL	TITLE: STANDARD SIGN POST	
DRAWN BY: KEVIN CLEMENT	APPROVED: 	
CHECKED BY: RICH DEAL	CITY TRAFFIC ENGINEER, PE, TE, PTOE	

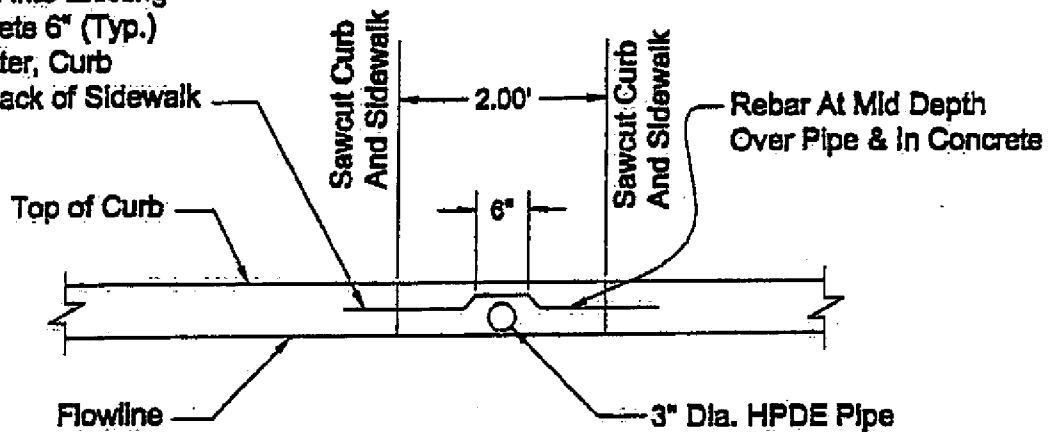
Agreement #: Aq-4978 - Page 153 of 180

Note: 4.2 SF per LF of Crosswalk (8')
5.3 SF per LF of Crosswalk (10')
6.4 SF per LF of Crosswalk (12')

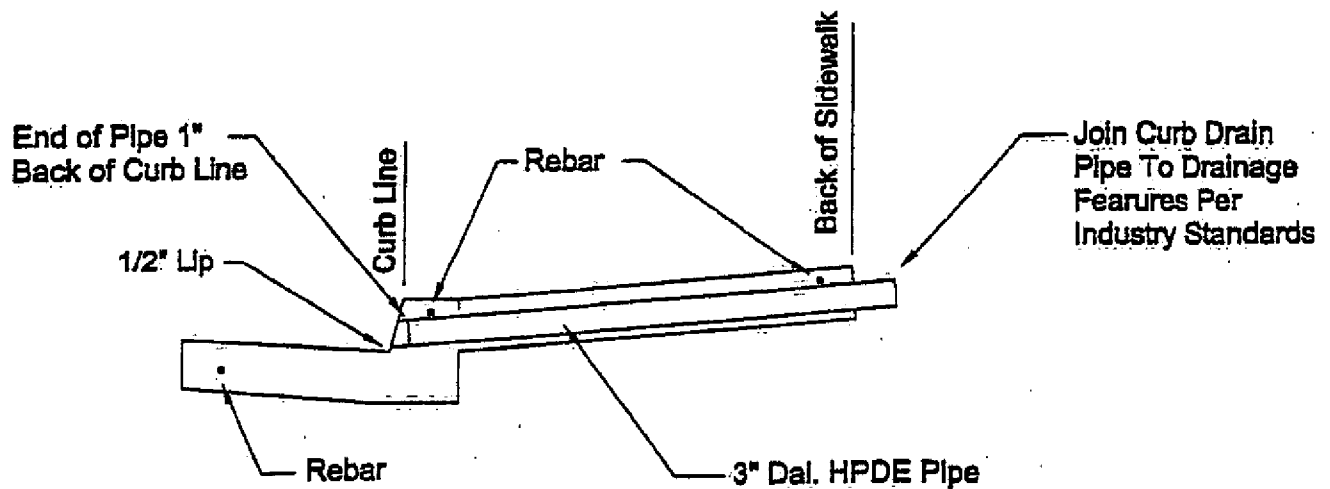
Department of Public Works
Engineering Division **City of Monterey**

Designed By: RSD	Title: Zebra Crosswalk Striping Detail	
Drawn By: AR	Approved: <div style="border-top: 1px solid black; text-align: center;"> City Traffic Engineer </div>	Detail No: <div style="text-align: center; font-size: 2em;">620</div>
Checked By: RSD		<div style="text-align: center;">  </div>

Dowel Into Existing
Concrete 6" (Typ.)
In Gutter, Curb
And Back of Sidewalk

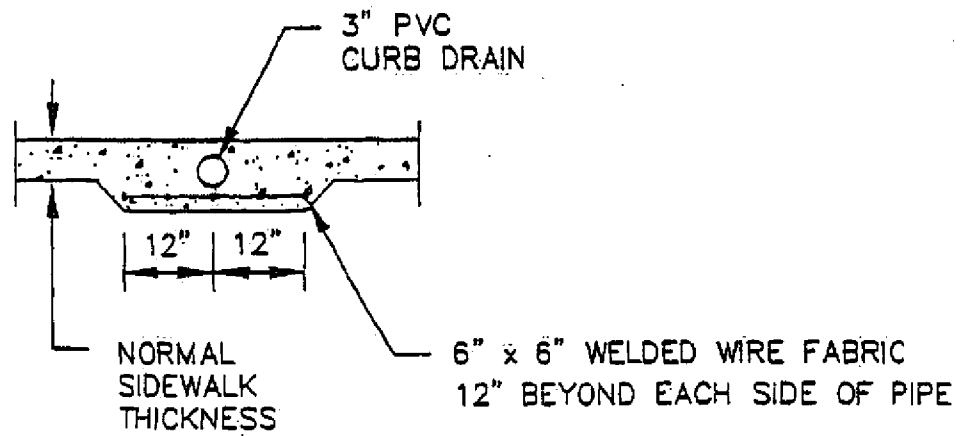


Elevation

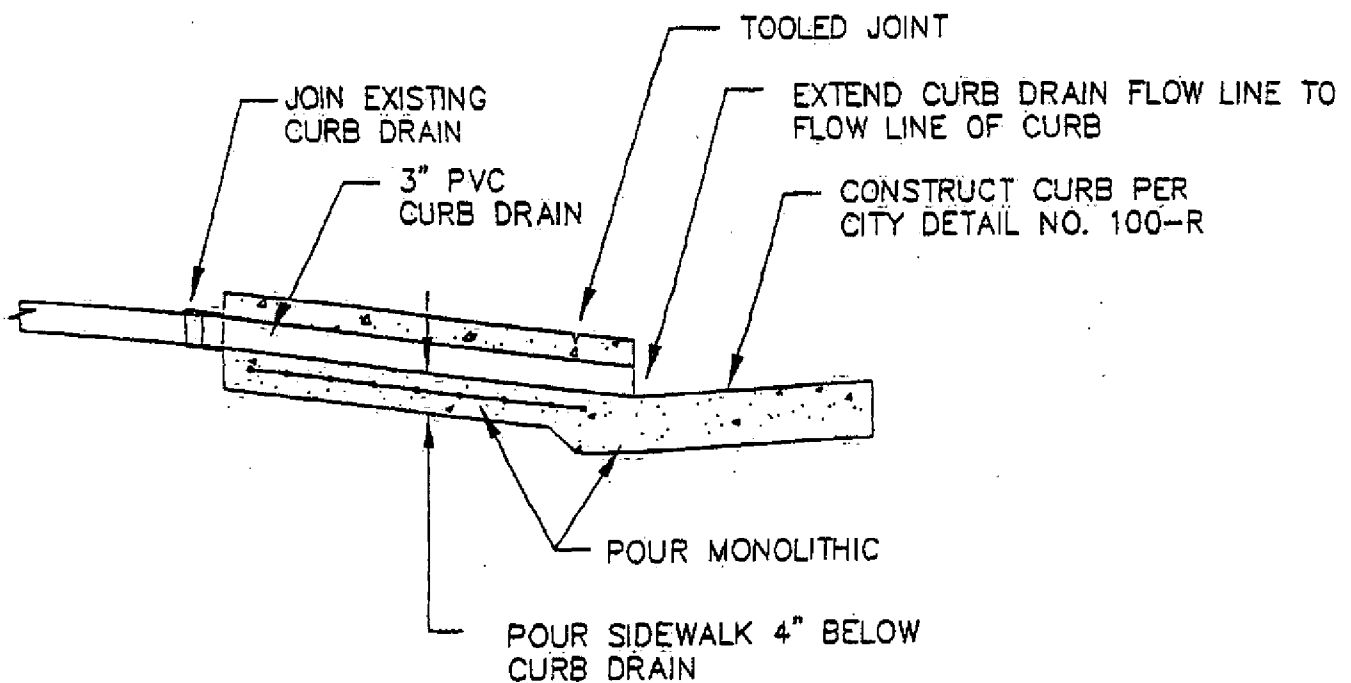


Cross Section

Detail G - Curb Drain Detail

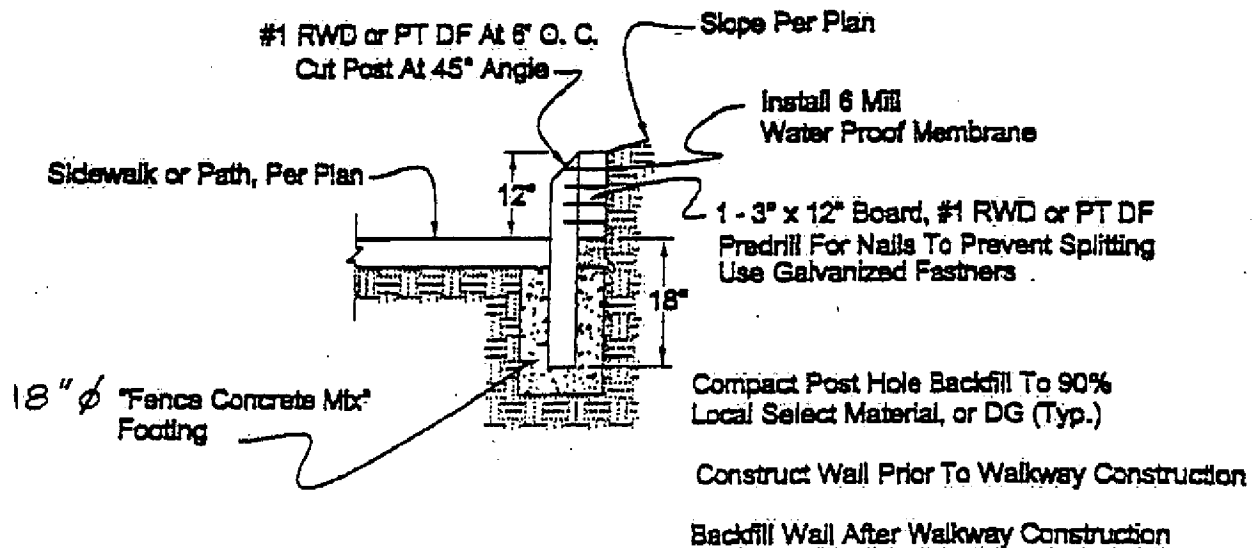


LONGITUDINAL CROSS SECTION



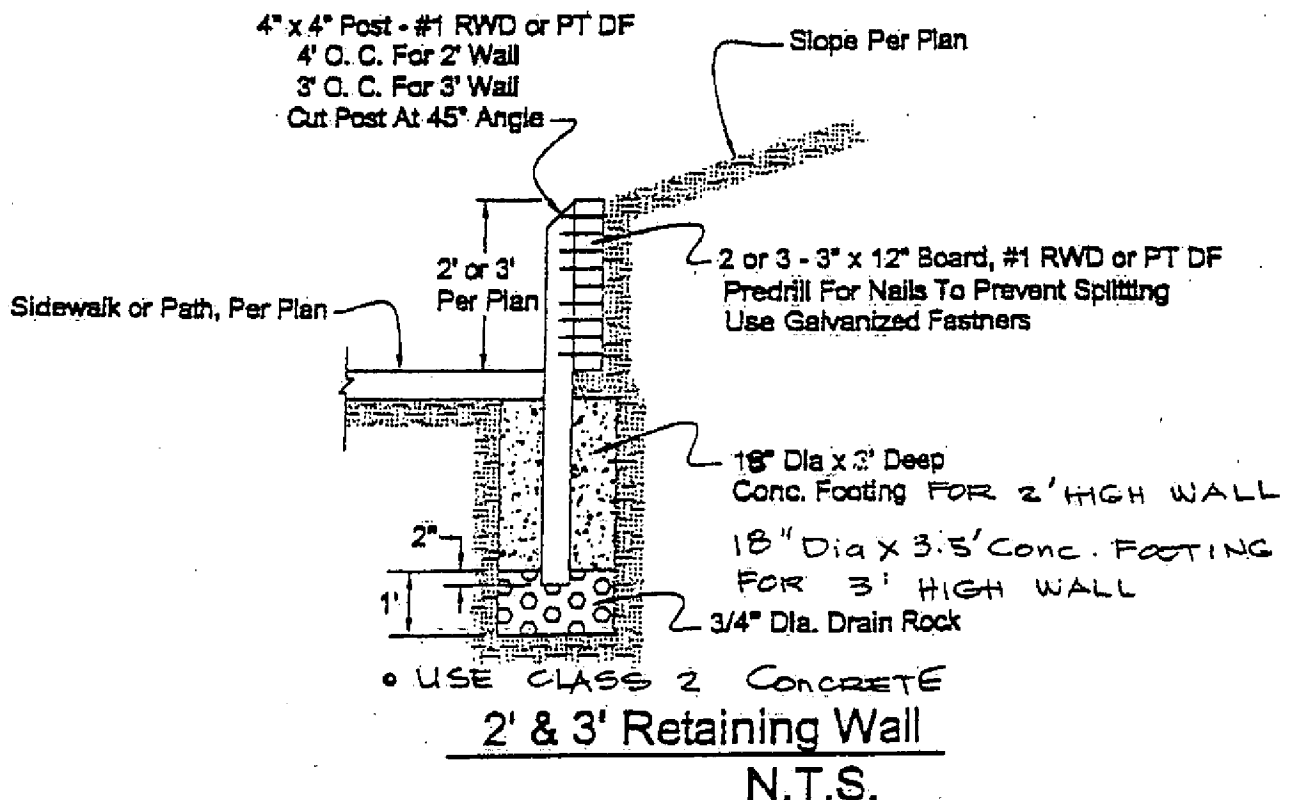
TRANSVERSE CROSS SECTION

Curb Drain Detail



Detail A - 1' Retaining Wall

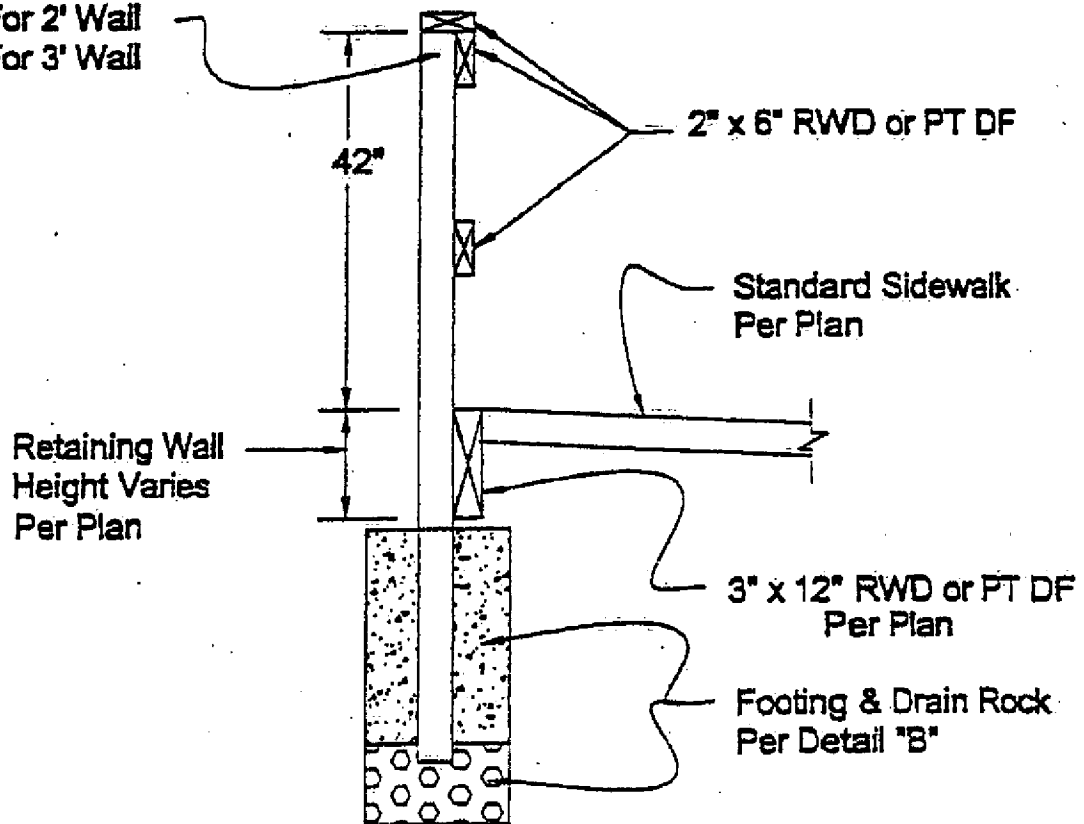
N.T.S.



4" x 4" RWD or PT DF Post

4' O C For 2' Wall

3' O C For 3' Wall



For Freestanding Handrail:

Install Posts At 4' O C

Install Concrete Footings As Shown On Detail "B"

Handrail

N.T.S.

DATE	PROJECT	NO.	DATE
JULY 19, 2013	REVISIONS	1	DATE
JULY 19, 2013 REVISIONS 1. REVISED TO REFLECT 2010 SUPERSEDES STANDARD PLAN A87A 2. REVISED TO REFLECT 2010 SUPERSEDES STANDARD PLAN A87A 3. REVISED TO REFLECT 2010 SUPERSEDES STANDARD PLAN A87A			

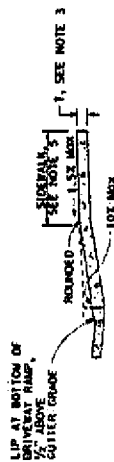
TO ACCOMPANY PLANS DATED

CURB

TYPE	QUANTITIES
A1-6	0.02585
A1-8	0.03084
A2-6	0.07993
A2-8	0.06379
A3-6	0.01076
A3-8	0.01435
B1-4	0.02185
B2-4	0.02930
B3-4	0.06541
B3-6	0.01674
D-4	0.03709
D-6	0.04083
E	0.06804
	0.06661

TABLE A

CURB TYPE	7 1/2"	6"	5"	4"	3"	2"	1 1/2"	1"	3/4"	1/2"	1/4"
A1-6	1'-0"	1'-0"	1'-0"	1'-0"	1'-0"	1'-0"	1'-0"	1'-0"	1'-0"	1'-0"	1'-0"
A1-8	1'-0"	1'-0"	1'-0"	1'-0"	1'-0"	1'-0"	1'-0"	1'-0"	1'-0"	1'-0"	1'-0"
A2-6	1'-0"	1'-0"	1'-0"	1'-0"	1'-0"	1'-0"	1'-0"	1'-0"	1'-0"	1'-0"	1'-0"
A2-8	1'-0"	1'-0"	1'-0"	1'-0"	1'-0"	1'-0"	1'-0"	1'-0"	1'-0"	1'-0"	1'-0"
A3-6	1'-0"	1'-0"	1'-0"	1'-0"	1'-0"	1'-0"	1'-0"	1'-0"	1'-0"	1'-0"	1'-0"
A3-8	1'-0"	1'-0"	1'-0"	1'-0"	1'-0"	1'-0"	1'-0"	1'-0"	1'-0"	1'-0"	1'-0"
B1-4	1'-0"	1'-0"	1'-0"	1'-0"	1'-0"	1'-0"	1'-0"	1'-0"	1'-0"	1'-0"	1'-0"
B2-4	1'-0"	1'-0"	1'-0"	1'-0"	1'-0"	1'-0"	1'-0"	1'-0"	1'-0"	1'-0"	1'-0"
B3-4	1'-0"	1'-0"	1'-0"	1'-0"	1'-0"	1'-0"	1'-0"	1'-0"	1'-0"	1'-0"	1'-0"
B3-6	1'-0"	1'-0"	1'-0"	1'-0"	1'-0"	1'-0"	1'-0"	1'-0"	1'-0"	1'-0"	1'-0"
D-4	1'-0"	1'-0"	1'-0"	1'-0"	1'-0"	1'-0"	1'-0"	1'-0"	1'-0"	1'-0"	1'-0"
D-6	1'-0"	1'-0"	1'-0"	1'-0"	1'-0"	1'-0"	1'-0"	1'-0"	1'-0"	1'-0"	1'-0"



CASE A

Typical driveway, sidewalk, not depressed

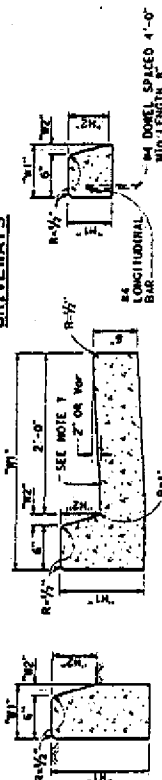


CASE B

Driveway with depressed sidewalk

SECTIONS

DRIVEWAYS



TYPE A1 CURBS

See Table A

TYPE A2 CURBS

See Table A

TYPE A3 CURBS

See Table A

TYPE D CURBS

See Table A

TYPE E CURB

See Table A

TYPE B1 CURBS

See Table A

TYPE B2 CURBS

See Table A

TYPE B3 CURBS

See Table A

TYPE B4 CURBS

See Table A

TYPE H CURB

See Table A

NOTES

1. Case A driveway section typically applies.
2. 4:1 slopes shall be used on curb slopes.
3. Sidewalk and ramp thickness 11" at driveway shall be 4" for residential and 6" for commercial.
4. Difference in slope of the driveway ramp and the slope of a line between the gutter edge and the roadway 5'-0" from gutter line shall not exceed 1:52. Reduce driveway ramp slope, not gutter slope, where required.
5. Minimum width of clear passageway for sidewalk shall be 4'-2".
6. Retaining curb and acquisition of construction easement may be necessary for narrow sidewalks or curb heights in excess of 6".
7. Across the pedestrian route of curb ramp locations, the gutter for slope shall not exceed 1" of depth for each 2'-0" of width.

CAO

RISK

TO ACCOMPANY PLANS: BILLED



DIKE
QUANTITIES

QUANTITIES		CUBIC YARDS PER LINEAR FOOT
TYPE		
A		0.0135
C		0.0038
D		0.0293
E		0.0130
F		0.0056

Quantities based on 5% cross link.

1. For HMA shoulders only, extend top layer of full placed on the shoulder under dike with no joint at the ES. For projects with OAC shoulders, do not extend OAC under dike. See project plans for modified dike detail.

2. Case B applies to retrofit only projects where restrictive conditions do not provide enough width for Case F backfill.

3. Type A dike only to be used where restrictive slope conditions do not provide enough width to use Type B or Type E dike.

4. Fill and compact with excavated material to top of dike.

5. Use Type F dike, where dike is required, with guard railing installations. See Revised Standard Plan RSP ATM4 for dike positioning details.

STATE OF CALIFORNIA
DEPARTMENT OF TRANSPORTATION

HOT MIX ASPHALT DIKES

NO SCALE

RSP A87B DATED JULY 19, 2013 SUPERSEDES STANDARD PLAN A87B
DATED MAY 20, 2011 - PAGE 120 OF THE STANDARD PLANS BOOK DATED 2010.

REVISÉ STANDARD PLAN RSP A87B


[illegible]

TO ACCURACY IN DATA

RAISED TRUNCATED DOME

- ## NOTES:

1. As site conditions dictate, Zone A through Zone E curb ramps may be used for corner installations similar to those shown in Detail A and Detail B. In the case of curb ramps used in Detail A, they do not have to abut the sidewalk. Curb ramps used in Detail B must abut the sidewalk. Zone A and black locations, or site conditions dictate.
2. If distance from curb to back of sidewalk is too short to construct a curb ramp, the sidewalk may be depressed longitudinally as in Case B, or C or may be widened as in Case D.
3. When ramp is located in center of curb return, cross-slope configuration must be similar to that shown for Detail A.
4. As site conditions dictate, the retarding curb stop and the flared side of the Case C ramp should be constructed in reversed position.
5. If located on a curve, the sides of the ramp need not be parallel, but the minimum width of the ramp shall be 4'-2".
6. Side slopes of ramp flares shall uniformly from a maximum of 9:02 at curb to conform with the existing ground slope adjacent to top of the ramp, except in Case C and Case E.
7. The curb ramp shall be cut into the street with a 1'-0" wide border with $\frac{1}{4}$ percent approximately $\frac{1}{4}$ " on center. See grouting details.
8. Transitions from ramps and landing to curbs, gutters or streets shall be flush to the lip and free of abrupt changes.
9. Curbs and slopes of adjoining gutters and road surfaces immediately adjacent to curb ramps shall be crowned with a 1:20 slope. The slope shall be steeper than 1:20 (5.0%). Gutter pan slopes shall not exceed 1" of depth for each 2'-0" of width.
10. Curb ramps shall have a detectable warning surface that extends the full width and 3'-0" depth of the ramp. Detectable warning surfaces shall conform to the details on this plan and the requirements in the Standard Specifications.
11. The edge of the detectable warning surface nearest the street shall be between 8" and 24" from the gutter flange.
12. Sidewalk and ramp thickness, "T", shall be $\frac{3}{4}$ " minimum.
13. Utility pull boxes, manholes, vaults and all other utility facilities within the boundaries of the curb ramp will be relocated or adjusted to grade by the owner prior to, or in conjunction with, curb ramp construction.
14. Detectable warning surface may have to be cut to allow removal of existing curbs. While maintaining full detectable warning width and depth.



**RAISED TRUNCATED DOME PATTERN (IN-LINE)
DETECTABLE WARNING SURFACE**

Case Manager 101

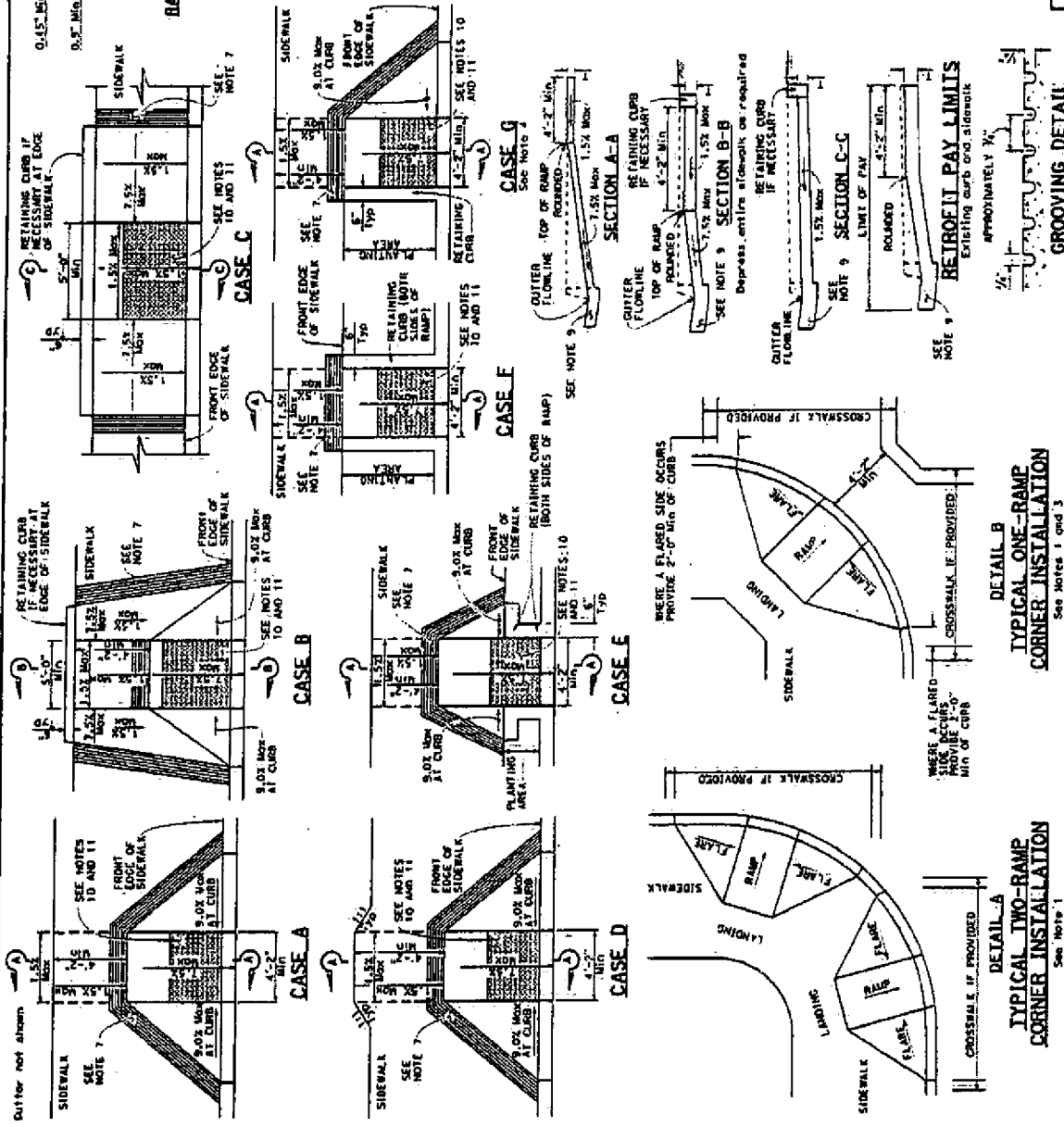
STATE OF CALIFORNIA
DEPARTMENT OF TRANSPORTATION
CURB RAMP DETAILS

NO SCALE

RSP ABA DATED JULY 19, 2013 SUPERSTORES STANDARD PLAN ABA
DATED MAY 20, 2011 PAGE 121 OF THE STANDARD PLANS BOOK DATED 2010.

REVISÉ STANDARD PLAN RSP A88/

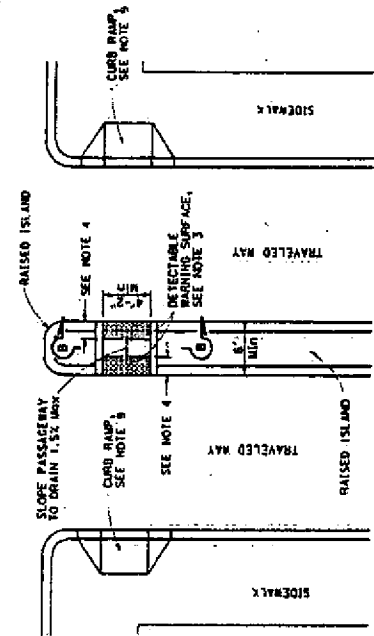
REVISÉ STANDARD PLAN RSP A88A



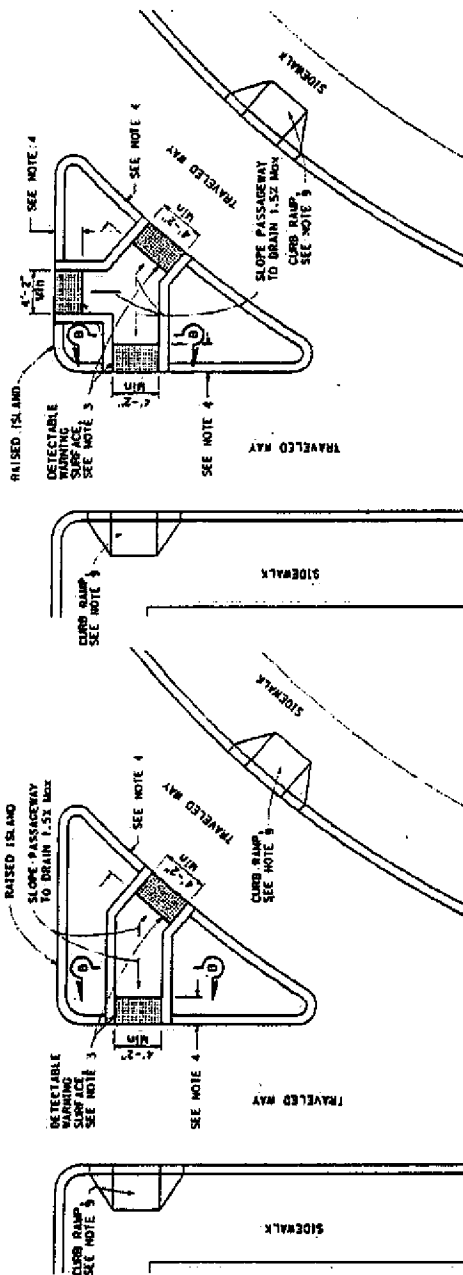
[illegible]

TO ACCOMPANY PLAN'S DATED:

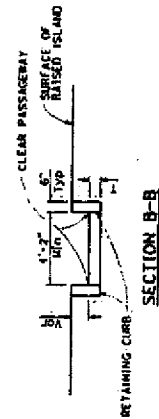
- NOTES:** _____ TO ACCOMPANY PLANS DATED _____
1. Stairways, ramp and passageway thicknesses, "T", shall be 3/4" minimum.
 2. For details of grading, use with Case C4 curb ramp, see Revised Standard Plan RSP 188A.
 3. For details of detectable warning surfaces, see Revised Standard Plan RSP 188A.
 4. When an island passageway length is greater than or equal to 10 feet, the detectable warning surface shall extend the full width and 2-foot length in each direction beyond the passageway length. Where an island passageway length is greater than or equal to 8'-0", each detectable warning surface shall extend the full width and 3'-0" depth of the passageway length.
 5. For Case C4 curb ramp, the edge of the detectable warning surface shall be within 6" and shall be between 8" and 8" from the gutter line.
 6. Transitions from ramps to walkways, gutters or streets, shall be flush the lip and free of abrupt changes.
 7. Utility pull boxes, manholes, vaults and all other utility structures shall be flush with the sidewalk surface and will be relocated or adjusted to grade by the owner prior to, or in conjunction with, curb ramp construction.
 8. Detectable warning surfaces may have to be cut to clear or remove utility covers while maintaining full detectable warning width and depth.
 9. For additional curb ramp details, see Revised Standard Plan RSP 188A.



TYPE A PASSAGEWAY

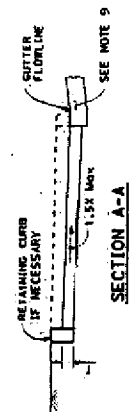


TYPE C PASSAGEWAY



SECTION B-B

TYPE B PASSAGEWAY



SECTION A-A

RSP 4888 DATED JULY 19, 2013 SUPERSEDES STANDARD PLAN A488
DATED MAY 20, 2011 - PAGE 122 OF THE STANDARD PLANS BOOK DATED 2010.
REVISED STANDARD PLAN RSP A888

ON 21/03/2013

STATE OF CALIFORNIA
DEPARTMENT OF TRANSPORTATION

**CURB RAMP AND
ISLAND PASSAGEWAY DETAILS**

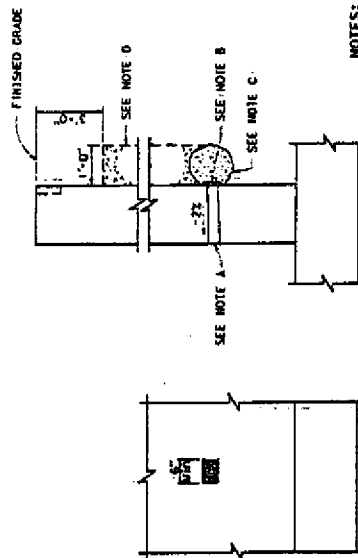
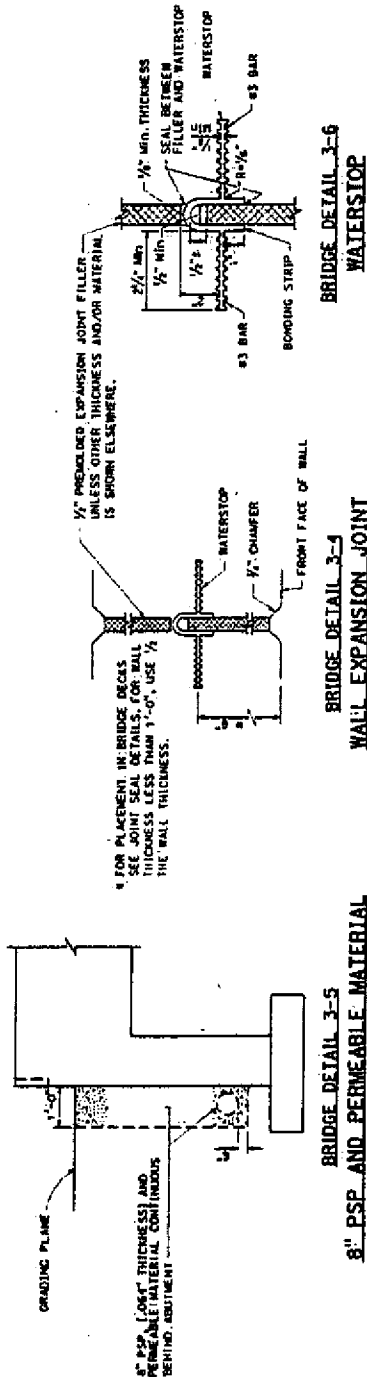
DATE	DESIGN	UNIT	SCALE

MAY 20, 2011
 PROJECT NO. 10111
 PROJECT NAME: 10111
 PROJECT LOCATION: 10111
 PROJECT DESCRIPTION: 10111

NOTES:

Holes will be located in the outer 1/2" of the web for wire, rings, etc. The web to stirrups/bars #12 minimum intervals to support the waterstop in proper position during concrete placement. Alternative detail may be submitted for approval of the Engineer.

Waterstop to have 5 or more pairs of raised ribs to provide 0.1 square inches minimum rib cross-section area on each half of the waterstop.

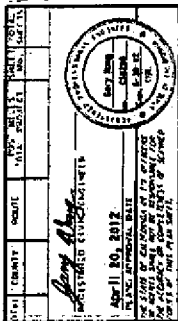


NOTES:

- 4" x 8" drains @ 36" o.c. minimum center-to-center, 9'-0" center to center for Type 3 and 9'-1" center to center for Type 4, retaining walls. For walls adjacent to sidewalks or curbs, provide 4" plastic pipe under the sidewalk to discharge thru curb face. Exposed wall drains shall be located 3" above finished grade.
- 5" square aluminum or galvanized steel wire 1/2" mesh hardware cloth, minimum wire diameter 0.025". Anchor firmly to backface.
- One cubic foot pervious backfill material in a nonwoven filter fabric, securely tied.
- Pervious backfill material continuous behind retaining wall or abutment.

SECTION
BRIDGE DETAIL 3-1
WEEP HOLE AND PERVIOUS BACKFILL

ELEVATION



TO ACCOMPANY PLANS DATED

MAY 10, 2012

4th Edition with California Amendments

Building Code Requirements for Masonry Structures

(IBC 2006-08/ASCE 5-08)

240 psf surcharge on level ground surface as

limited by Board Noting location

K_h = 0.2K_v = 0.6

φ = 34°

γ = 120 pcf

f_c = 3,600 psif_y = 60,000 psi

m' = 1,200 psi

m = 60,000 psi

LOAD COMBINATIONS AND LIMIT STATES:

Service I

g = 1.00DC+1.00WT+1.00EH+1.00E

Extreme I

g = 1.00DC+1.00WT+1.00EH+1.00E

where:

g = 1.25 or 0.90, whichever Controls Design

DC = Dead Load

WT = Windward Suction

EH = Horizontal Earth Pressure

E = Earth Pressure

Soil and Structural and Reinforcement Components Inertia

DESIGN NOTES:

DESIGN:

Building Code Requirements for Masonry Structures

(IBC 2006-08/ASCE 5-08)

240 psf surcharge on level ground surface as

limited by Board Noting location

K_h = 0.2K_v = 0.6

φ = 34°

γ = 120 pcf

f_c = 3,600 psif_y = 60,000 psi

m' = 1,200 psi

m = 60,000 psi

LOAD COMBINATIONS AND LIMIT STATES:

Service I

g = 1.00DC+1.00WT+1.00EH+1.00E

Extreme I

g = 1.00DC+1.00WT+1.00EH+1.00E

where:

g = 1.25 or 0.90, whichever Controls Design

DC = Dead Load

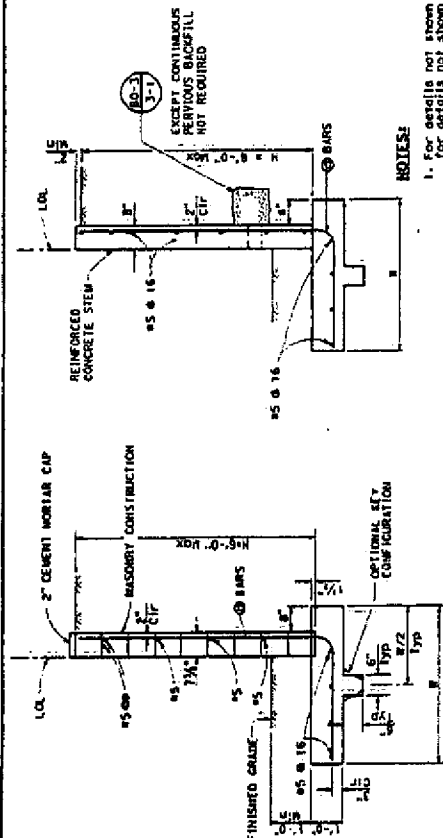
WT = Windward Suction

EH = Horizontal Earth Pressure

E = Earth Pressure

Soil and Structural and Reinforcement Components Inertia

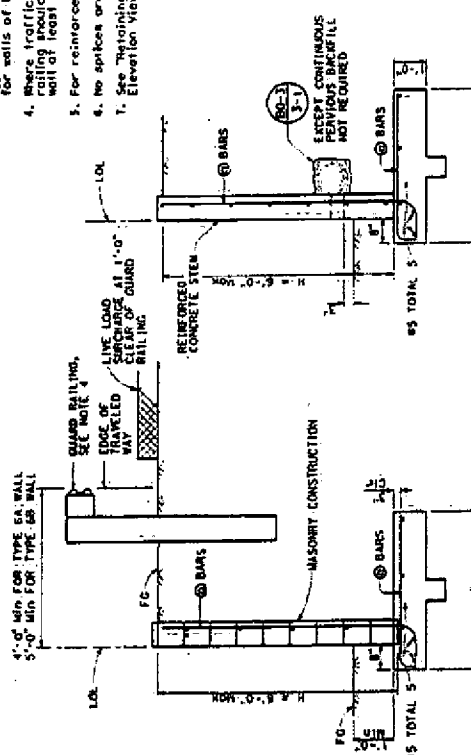
SYMBOLS:

S_{er} - service limit state IS_{tr} - strength limit state IB₁ - effective footing width (ft)q_s - net bearing stress (ksi), q_s assumed to be FC of toeq_o - gross uniform bearing stress (ksi)

TYPE 6A WALL

NOTES:

- For details not shown at "S_{er}", see "S_{tr}", similarly.
- For details not shown at "S_{tr}", see "S_{er}".
- Type 6 retaining wall shall be limited to use for walls of Design H or 6'-0" or less.
- Where profile is adjacent to the top of wall, guard railing would be required from the top of wall to the top of wall of at least 4'-0" or 5'-0", dependent on wall type.
- For reinforced concrete wall stem joint details, see 60-2 and 60-3.
- No splices are allowed on #4 bars.
- See "Retaining Wall Type 6 Details" sheet for Elevation View and Footing Strip Details.



TYPE 6B WALL

TYPE 6A WALL - TABLE OF REINFORCING STEEL, DIMENSIONS AND DATA

DESIGN H	3'-0"	4'-0"	5'-0"	6'-0"
W	3'-0"	3'-0"	3'-0"	3'-0"
B ₁	15.0	15.0	15.0	15.0
q _s	15.0	15.0	15.0	15.0
q _o	15.0	15.0	15.0	15.0
S _{er} B ₁ 0.6	15.0	15.0	15.0	15.0
S _{tr} B ₁ 0.6	15.0	15.0	15.0	15.0
Ext: B ₁ 0.6	15.0	15.0	15.0	15.0

TYPE 6B WALL - TABLE OF REINFORCING STEEL, DIMENSIONS AND DATA

DESIGN H	3'-0"	4'-0"	5'-0"	6'-0"
W	3'-0"	3'-0"	4'-0"	4'-0"
B ₁	15.0	15.0	15.0	15.0
q _s	15.0	15.0	15.0	15.0
q _o	15.0	15.0	15.0	15.0
S _{er} B ₁ 0.6	15.0	15.0	15.0	15.0
S _{tr} B ₁ 0.6	15.0	15.0	15.0	15.0
Ext: B ₁ 0.6	15.0	15.0	15.0	15.0

STATE OF CALIFORNIA

DEPARTMENT OF TRANSPORTATION

RETAINING WALL TYPE 6 (CASE 1)

NO. SCALE

ASR 93-7A DATED APRIL 20, 2012 SUPPLEMENTS THE

STANDARD PLANS BOOK DATED 2010.

REVISED STANDARD PLAN RSP B3-7A

PERFORMANCE BOND

(Public Work)

TRAVELERS CASUALTY AND SURETY COMPANY OF

Hartford, Connecticut 06183

Bond No.: 106262808

Premium \$7,096.00

KNOW ALL BY THESE PRESENTS, That we, The Don Chapin Company, Inc., as Principal, and Travelers Casualty and Surety Company of America, a Connecticut corporation, as Surety, are held and firmly bound unto City of Monterey, as Oblige, in the sum of One Million Three Hundred Fifty One Thousand Six Hundred Eighty and No Cents Dollars (\$1,351,680.00) for the payment whereof said Principal and Surety bind themselves, jointly and severally, as provided herein.

WHEREAS, Principal has entered into a contract with Oblige dated September 30, 2015 for Municipal Improvements On-Call Construction Contract 2015-2016 for City Projects ("Contract").

NOW, THEREFORE, the condition of this obligation is such that if Principal shall perform the Construction Work to be done under the Contract, then this obligation shall be null and void; otherwise to remain in full force and effect. Surety's obligations hereunder shall not arise unless Principal is in default under the Contract for failing to perform the Construction Work, and has been declared by Oblige to be in default under the Contract for failing to perform the Construction Work; and Oblige has performed its obligations under the Contract. In such event, Surety shall have a reasonable period of time to:

1. Upon entering into an acceptable written takeover agreement with Oblige, undertake to perform and complete the Construction Work to be done under the Contract; or

2. Obtain bids or negotiated proposals from qualified contractors for a contract for completion of the Construction Work to be done under the Contract, arrange for a contract to be prepared for execution by Oblige and contractor, to be secured with performance and payment bonds executed by a qualified surety; or

3. Waive its right to perform or complete the Construction Work pursuant to paragraphs 1 and 2 above, and with reasonable promptness under the circumstances: (a) After investigation, determine the amount for which it may be liable to the Oblige and, as soon as practicable after the amount is determined, tender payment therefor to the Oblige; or (b) Deny liability in whole or in part and notify the Oblige citing reasons therefor.

4. The Contract balance, as defined below, shall be credited against the reasonable construction cost of completing the Construction Work to be performed under the Contract. If completed by Oblige pursuant to paragraphs 2 or 3 above, and the reasonable construction cost exceeds the Contract balance, Surety shall pay to Oblige such excess, but in no event shall the aggregate liability of Surety exceed the amount of this bond. If Surety completes the Construction Work pursuant to paragraph 1 above, that portion of the Contract balance as may be required to complete the Construction Work to be done under the Contract and to reimburse Surety for its outlays shall be paid to Surety at the times and in the manner as said sums would have been payable to Principal had there been no default under the Contract; provided, however, that to the extent that Surety's outlays exceed the Contract balance paid to Surety by Oblige, Surety shall be entitled to a dollar for dollar reduction of its liability under this bond, and Surety's aggregate liability shall not exceed the penal sum of this bond. The term "Contract balance," as used in the paragraph, shall mean the total amount payable by Oblige under the Contract and any amendments thereto, less the amounts properly paid by Oblige to Principal under the Contract. The term "Construction Work" as used herein shall mean the providing all labor and/or material necessary to complete Principal's scope of work under the Contract. Notwithstanding any language in the Contract to the contrary, the Contract balance shall not be reduced or set off on account of any obligation, contractual or otherwise, except the reasonable construction cost incurred in completing the Construction Work.

5. Any suit by Oblige under this bond must be instituted before the earlier of: (a) the expiration of one year from the date of substantial completion of the Construction Work, or (b) one year after Principal ceased performing the Construction Work under the Contract, excluding warranty work. If this bond is provided to comply with bond statutes in the location where the Construction Work is being performed, and the bond statutes contain a statute of limitations for suits on the performance bond, then the limitation period set forth herein shall



be read out of this bond and the statute of limitation set forth in the bond statutes shall be read into this bond. If the limitation set forth in this bond is void or prohibited by law, the minimum period of limitation available to sureties as a defense in the jurisdiction of the suit shall be applicable, and said period of limitation shall be deemed to have accrued and shall commence to run no later than the earlier of (y) the date of substantial completion of the Construction Work, or (z) the date Principal ceased performing Construction Work, excluding warranty work.

6. No suit or action shall be commenced hereunder other than in a court of competent jurisdiction in the county or other political subdivision of the state in which the project, or any part thereof, is situated, or in the United States District Court for the district in which the project, or any part thereof, is situated, and not elsewhere.

7. This bond shall not afford coverage for any liability of Principal for tortious acts, whether or not said liability is direct or is imposed by the Contract, and shall not serve as or be a substitute for or supplemental to any liability or other insurance required by the Contract. No right of action shall accrue on this bond to or for the use of any person or entity other than the named Obligatee.

8. This bond is provided to comply with applicable statutory or other legal requirement for performing construction contracts for public owners in the location where the Construction Work is being performed. Except as provided in paragraph 5 above, all provisions in the bond which are in addition to or differ from applicable statutory or legal requirements shall be read out of this bond, and all pertinent statutes and other legal requirements shall be read into the bond.

Signed this 30th day of September, 2015.

The Don Chapin Company, Inc.
(Principal)

By: 

Travelers Casualty and Surety Company of America

By: 

Yesenia Rivera, Attorney-in-Fact



This Power of Attorney is granted under and by the authority of the following resolutions adopted by the Boards of Directors of Farmington Casualty Company, Fidelity and Guaranty Insurance Company, Fidelity and Guaranty Insurance Underwriters, Inc., St. Paul Fire and Marine Insurance Company, St. Paul Guardian Insurance Company, St. Paul Mercury Insurance Company, Travelers Casualty and Surety Company, Travelers Casualty and Surety Company of America, and United States Fidelity and Guaranty Company, which resolutions are now in full force and effect, reading as follows:

RESOLVED, that the Chairman, the President, any Vice Chairman, any Executive Vice President, any Senior Vice President, any Vice President, any Second Vice President, the Treasurer, any Assistant Treasurer, the Corporate Secretary or any Assistant Secretary may appoint Attorneys-in-Fact and Agents to act for and on behalf of the Company and may give such appointee such authority as his or her certificate of authority may prescribe to sign with the Company's name and seal with the Company's seal bonds, recognizances, contracts of indemnity, and other writings obligatory in the nature of a bond, recognizance, or conditional undertaking, and any of said officers or the Board of Directors at any time may remove any such appointee and revoke the power given him or her; and it is

FURTHER RESOLVED, that the Chairman, the President, any Vice Chairman, any Executive Vice President, any Senior Vice President or any Vice President may delegate all or any part of the foregoing authority to one or more officers or employees of this Company, provided that each such delegation is in writing and a copy thereof is filed in the office of the Secretary; and it is

FURTHER RESOLVED, that any bond, recognizance, contract of indemnity, or writing obligatory in the nature of a bond, recognizance, or conditional undertaking shall be valid and binding upon the Company when (a) signed by the President, any Vice Chairman, any Executive Vice President, any Senior Vice President or any Vice President, any Second Vice President, the Treasurer, any Assistant Treasurer, the Corporate Secretary or any Assistant Secretary and duly attested and sealed with the Company's seal by a Secretary or Assistant Secretary; or (b) duly executed (under seal, if required) by one or more Attorneys-in-Fact and Agents pursuant to the power prescribed in his or her certificate or their certificates of authority or by one or more Company officers pursuant to a written delegation of authority; and it is

FURTHER RESOLVED, that the signature of each of the following officers: President, any Executive Vice President, any Senior Vice President, any Vice President, any Assistant Vice President, any Secretary, any Assistant Secretary, and the seal of the Company may be affixed by facsimile to any Power of Attorney or to any certificate relating thereto appointing Resident Vice Presidents, Resident Assistant Secretaries or Attorneys-in-Fact for purposes only of executing and attesting bonds and undertakings and other writings obligatory in the nature thereof; and any such Power of Attorney or certificate bearing such facsimile signature or facsimile seal shall be valid and binding upon the Company and any such power so executed and certified by such facsimile signature and facsimile seal shall be valid and binding on the Company in the future with respect to any bond or understanding to which it is attached.

I, Kevin E. Hughes, the undersigned, Assistant Secretary, of Farmington Casualty Company, Fidelity and Guaranty Insurance Company, Fidelity and Guaranty Insurance Underwriters, Inc., St. Paul Fire and Marine Insurance Company, St. Paul Guardian Insurance Company, St. Paul Mercury Insurance Company, Travelers Casualty and Surety Company, Travelers Casualty and Surety Company of America, and United States Fidelity and Guaranty Company do hereby certify that the above and foregoing is a true and correct copy of the Power of Attorney executed by said Companies, which is in full force and effect and has not been revoked.

IN TESTIMONY WHEREOF, I have hereunto set my hand and affixed the seals of said Companies this 30th day of September, 20 15


Kevin E. Hughes, Assistant Secretary



To verify the authenticity of this Power of Attorney, call 1-800-421-3880 or contact us at www.travelersbond.com. Please refer to the Attorney-In-Fact number, the above-named individuals and the details of the bond to which the power is attached.

TRAVELERS**POWER OF ATTORNEY**

Farmington Casualty Company
 Fidelity and Guaranty Insurance Company
 Fidelity and Guaranty Insurance Underwriters, Inc.
 St. Paul Fire and Marine Insurance Company
 St. Paul Guardian Insurance Company

St. Paul Mercury Insurance Company
 Travelers Casualty and Surety Company
 Travelers Casualty and Surety Company of America
 United States Fidelity and Guaranty Company

Attorney-In Fact No.

228613

Certificate No.

006129265

KNOW ALL MEN BY THESE PRESENTS: That Farmington Casualty Company, St. Paul Fire and Marine Insurance Company, St. Paul Guardian Insurance Company, St. Paul Mercury Insurance Company, Travelers Casualty and Surety Company, Travelers Casualty and Surety Company of America, and United States Fidelity and Guaranty Company are corporations duly organized under the laws of the State of Connecticut, that Fidelity and Guaranty Insurance Company is a corporation duly organized under the laws of the State of Iowa, and that Fidelity and Guaranty Insurance Underwriters, Inc., is a corporation duly organized under the laws of the State of Wisconsin (herein collectively called the "Companies"), and that the Companies do hereby make, constitute and appoint

F. R. Hudson III, Deborah L. Tablak, David J. Bachan, Yecenia Rivera, Charles M. Griswold, Vincent M. Scolari, Felicia Gardner, Wendy Pastora, Patricia Simicich, Steven Duke, and Martha Velia Garcia

of the City of Watsonville, State of California, their true and lawful Attorney(s)-in-Fact, each in their separate capacity if more than one is named above, to sign, execute, seal and acknowledge any and all bonds, recognizances, conditional undertakings and other writings obligatory in the nature thereof on behalf of the Companies in their business of guaranteeing the fidelity of persons, guaranteeing the performance of contracts and executing or guaranteeing bonds and undertakings required or permitted in any actions or proceedings allowed by law.

IN WITNESS WHEREOF, the Companies have caused this instrument to be signed and their corporate seals to be hereto affixed, this 15th day of October, 2014

Farmington Casualty Company
 Fidelity and Guaranty Insurance Company
 Fidelity and Guaranty Insurance Underwriters, Inc.
 St. Paul Fire and Marine Insurance Company
 St. Paul Guardian Insurance Company

St. Paul Mercury Insurance Company
 Travelers Casualty and Surety Company
 Travelers Casualty and Surety Company of America
 United States Fidelity and Guaranty Company



State of Connecticut
 City of Hartford ss.

By:

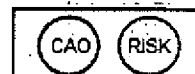
Robert L. Rancey, Senior Vice President

On this the 15th day of October, 2014, before me personally appeared Robert L. Rancey, who acknowledged himself to be the Senior Vice President of Farmington Casualty Company, Fidelity and Guaranty Insurance Company, Fidelity and Guaranty Insurance Underwriters, Inc., St. Paul Fire and Marine Insurance Company, St. Paul Guardian Insurance Company, St. Paul Mercury Insurance Company, Travelers Casualty and Surety Company, Travelers Casualty and Surety Company of America, and United States Fidelity and Guaranty Company, and that he, as such, being authorized so to do, executed the foregoing instrument for the purposes therein contained by signing on behalf of the corporations by himself as a duly authorized officer.

In Witness Whereof, I hereunto set my hand and official seal.
 My Commission expires the 30th day of June, 2016.



Marie C. Tetreault
 Marie C. Tetreault, Notary Public



CALIFORNIA ALL-PURPOSE ACKNOWLEDGMENT

CIVIL CODE § 1189

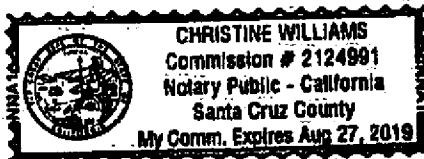
A notary public or other officer completing this certificate verifies only the identity of the individual who signed the document to which this certificate is attached, and not the truthfulness, accuracy, or validity of that document.

State of California

County of Santa Cruz

On September 30, 2015 before me, Christine Williams, Notary Public, personally appeared Yesenia Rivera, who proved to me on the basis of satisfactory evidence to be the person~~(s)~~ whose name~~(s)~~ is/~~are~~ subscribed to the within instrument and acknowledged to me that he/~~she/they~~ executed the same in his/~~her/their~~ authorized capacity~~(ies)~~, and that by his/~~her/their~~ signature~~(s)~~ on the instrument the person~~(s)~~, or the entity upon behalf of which the person~~(s)~~ acted, executed the instrument

I certify under PENALTY OF PERJURY under the laws of the State of California that the foregoing paragraph is true and correct.



WITNESS my hand and official seal.

Christine Williams
Christine Williams

-----OPTIONAL-----

DOCUMENT AND SIGNER

Type: Performance Bond #106262808

Principal: The Don Chapin Company, Inc.

Obligee: City of Monterey

Description: Municipal Improvements On-Call Construction Contract 2015-2016 for City Projects

Yesenia Rivera is Attorney-in-Fact for Travelers Casualty and Surety Company of America

PAYMENT BOND
(Public Work)

EXHIBIT D
TRAVELERS CASUALTY AND SURETY COMPANY OF
Hartford, Connecticut 06183

Bond No.: 106262808

Premium Included with Performance Bond

KNOW ALL BY THESE PRESENTS, That we, The Don Chapin Company, Inc., as Principal, and Travelers Casualty and Surety Company of America, a Connecticut corporation, as Surety, are held and firmly bound unto City of Monterey, as Obligor, in the sum of One Million Three Hundred Fifty One Thousand Six Hundred Eighty and No Cents U.S. Dollars (\$1,351,680.00) for the payment whereof said Principal and Surety bind themselves, jointly and severally, as provided herein.

WHEREAS, Principal has entered into a contract with Obligor, dated September 30, 2015, for Municipal Improvements On-Call Construction Contract 2015-2016 for City Projects ("Contract").

NOW, THEREFORE, the condition of this obligation is such that if Principal shall promptly make payment to all Claimants as hereinafter defined for all labor and material actually used, consumed or incorporated in the performance of the construction work to be performed under the Contract, then this obligation shall be void; otherwise to remain in full force and effect, subject, however, to the following conditions:

1. A Claimant is defined as one other than Obligor having a contract with Principal or with a direct subcontractor of Principal to supply labor and/or materials and said labor and/or materials are actually used, consumed or incorporated in the performance of the construction work under the Contract.

2. Principal and Surety hereby jointly and severally agree with Obligor that every Claimant as herein defined who has not been paid in full before the expiration of a period of ninety (90) days after the date on which the last of such Claimant's work or labor was done or performed or materials were furnished by such Claimant, may bring suit on this bond, prosecute the suit to final judgment for the amount due under Claimant's contract for the labor and/or materials supplied by the Claimant which were used, consumed or incorporated in the performance of the work, and have execution thereon; provided, however, that a Claimant having a direct contractual relationship with a subcontractor of Principal shall have a right of action on this bond only if said Claimant notifies Surety in writing of its claim within ninety (90) days from the date on which said Claimant did or performed the last labor and/or materials for which the claim is made. Obligor shall not be liable for the payment of any costs or expenses of any such suit.

3. No suit or action shall be commenced hereunder by any Claimant:

a. After the expiration of the earlier of: (1) one year after the day on which Claimant last supplied the labor and/or materials for which the claim is made; or (2) the limitation period set forth in the public works bond statutes, if any, in the location where the construction work is being performed. Any limitation contained in this bond which is prohibited by any law controlling in the state where the suit is filed shall be deemed to be amended so as to be equal to the minimum period of limitation permitted by the law of that state, and said period of limitation shall be deemed to have accrued and shall commence to run on the day Claimant last supplied the labor and/or materials for which the claim is made; and

b. Other than in a state court of competent jurisdiction in the county or other political subdivision of the state in which the project, or any part thereof, is situated, or in the United States District Court for the district in which the project, or any part thereof, is situated, and not elsewhere.

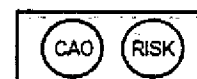


EXHIBIT D

4. The amount of this bond shall be reduced by and to the extent of any payment or payments made in good faith hereunder. Surety's liability hereunder is limited, singly, or in the aggregate, to the perial sum of the bond set forth herein.

5. This bond is provided to comply with a statutory or other legal requirement for performing construction contracts for public owners in the location where the construction work is being performed. Except as provided in paragraph 3 above, all provisions in the bond which are in addition to or differ from those statutory or legal requirements shall be read out of this bond, and all pertinent statutes and other legal requirements shall be read into the bond. This bond is a statutory bond, not a common law bond.

Signed this 30th day of September, 2015.

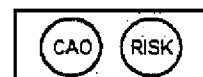
The Don Chapin Company, Inc.
(Principal)

By: _____

Travelers Casualty and Surety Company of America

By: _____

Yesenia Rivera, Attorney-in-Fact



This Power of Attorney is granted under and by the authority of the following resolutions adopted by the Boards of Directors of Farmington Casualty Company, Fidelity and Guaranty Insurance Company, Fidelity and Guaranty Insurance Underwriters, Inc., St. Paul Fire and Marine Insurance Company, St. Paul Guardian Insurance Company, St. Paul Mercury Insurance Company, Travelers Casualty and Surety Company, Travelers Casualty and Surety Company of America, and United States Fidelity and Guaranty Company, which resolutions are now in full force and effect, reading as follows:

RESOLVED, that the Chairman, the President, any Vice Chairman, any Executive Vice President, any Senior Vice President, any Vice President, any Second Vice President, the Treasurer, any Assistant Treasurer, the Corporate Secretary or any Assistant Secretary may appoint Attorneys-in-Fact and Agents to act for and on behalf of the Company and may give such appointee such authority as his or her certificate of authority may prescribe to sign with the Company's name and seal with the Company's seal bonds, recognizances, contracts of indemnity, and other writings obligatory in the nature of a bond, recognizance, or conditional undertaking, and any of said officers or the Board of Directors at any time may remove any such appointee and revoke the power given him or her, and it is

FURTHER RESOLVED, that the Chairman, the President, any Vice Chairman, any Executive Vice President, any Senior Vice President or any Vice President may delegate all or any part of the foregoing authority to one or more officers or employees of this Company, provided that each such delegation is in writing and a copy thereof is filed in the office of the Secretary; and it is

FURTHER RESOLVED, that any bond, recognizance, contract of indemnity, or writing obligatory in the nature of a bond, recognizance, or conditional undertaking shall be valid and binding upon the Company when (a) signed by the President, any Vice Chairman, any Executive Vice President, any Senior Vice President or any Vice President, any Second Vice President, the Treasurer, any Assistant Treasurer, the Corporate Secretary or any Assistant Secretary and duly attested and sealed with the Company's seal by a Secretary or Assistant Secretary; or (b) duly executed (under seal, if required) by one or more Attorneys-in-Fact and Agents pursuant to the power prescribed in his or her certificate of authority or by one or more Company officers pursuant to a written delegation of authority; and it is

FURTHER RESOLVED, that the signature of each of the following officers: President, any Executive Vice President, any Senior Vice President, any Vice President, any Assistant Vice President, any Secretary, any Assistant Secretary, and the seal of the Company may be affixed by facsimile to any Power of Attorney or to any certificate relating thereto appointing Resident Vice Presidents, Resident Assistant Secretaries or Attorneys-in-Fact for purposes only of executing and attesting bonds and undertakings and other writings obligatory in the nature thereof, and any such Power of Attorney or certificate bearing such facsimile signature or facsimile seal shall be valid and binding upon the Company and any such power so executed and certified by such facsimile signature and facsimile seal shall be valid and binding on the Company in the future with respect to any bond or understanding to which it is attached.

I, Kevin E. Hughes, the undersigned, Assistant Secretary, of Farmington Casualty Company, Fidelity and Guaranty Insurance Company, Fidelity and Guaranty Insurance Underwriters, Inc., St. Paul Fire and Marine Insurance Company, St. Paul Guardian Insurance Company, St. Paul Mercury Insurance Company, Travelers Casualty and Surety Company, Travelers Casualty and Surety Company of America, and United States Fidelity and Guaranty Company do hereby certify that the above and foregoing is a true and correct copy of the Power of Attorney executed by said Companies, which is in full force and effect and has not been revoked.

IN TESTIMONY WHEREOF, I have hereto set my hand and affixed the seals of said Companies this 30th day of September, 20 15.


Kevin E. Hughes, Assistant Secretary



To verify the authenticity of this Power of Attorney, call 1-800-421-3880 or contact us at www.travelersbond.com. Please refer to the Attorney-in-Fact number, the above-named individuals and the details of the bond to which the power is attached.

TRAVELERS**POWER OF ATTORNEY**

Farmington Casualty Company
 Fidelity and Guaranty Insurance Company
 Fidelity and Guaranty Insurance Underwriters, Inc.
 St. Paul Fire and Marine Insurance Company
 St. Paul Guardian Insurance Company

St. Paul Mercury Insurance Company
 Travelers Casualty and Surety Company
 Travelers Casualty and Surety Company of America
 United States Fidelity and Guaranty Company

Attorney-In Fact No. 228613

Certificate No. 006129266

KNOW ALL MEN BY THESE PRESENTS: That Farmington Casualty Company, St. Paul Fire and Marine Insurance Company, St. Paul Guardian Insurance Company, St. Paul Mercury Insurance Company, Travelers Casualty and Surety Company, Travelers Casualty and Surety Company of America, and United States Fidelity and Guaranty Company are corporations duly organized under the laws of the State of Connecticut, that Fidelity and Guaranty Insurance Company is a corporation duly organized under the laws of the State of Iowa, and that Fidelity and Guaranty Insurance Underwriters, Inc., is a corporation duly organized under the laws of the State of Wisconsin (herein collectively called the "Companies"), and that the Companies do hereby make, constitute and appoint

F. R. Hudson III, Deborah L. Tablak, David J. Bachan, Yesenia Rivera, Charles M. Griswold, Vincent M. Scolari, Felicia Gardner, Wendy Pastora, Patricia Simicich, Steven Duke, and Martha Velia Garcia

of the City of Watsonville, State of California, their true and lawful Attorney(s)-in-Fact, each in their separate capacity if more than one is named above, to sign, execute, seal and acknowledge any and all bonds, recognizances, conditional undertakings and other writings obligatory in the nature thereof on behalf of the Companies in their business of guaranteeing the fidelity of persons, guaranteeing the performance of contracts and executing or guaranteeing bonds and undertakings required or permitted in any actions or proceedings allowed by law.

IN WITNESS WHEREOF, the Companies have caused this instrument to be signed and their corporate seals to be hereto affixed, this 15th day of October, 2014

Farmington Casualty Company
 Fidelity and Guaranty Insurance Company
 Fidelity and Guaranty Insurance Underwriters, Inc.
 St. Paul Fire and Marine Insurance Company
 St. Paul Guardian Insurance Company

St. Paul Mercury Insurance Company
 Travelers Casualty and Surety Company
 Travelers Casualty and Surety Company of America
 United States Fidelity and Guaranty Company



State of Connecticut
 City of Hartford ss.

By: Robert L. Raney

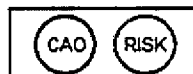
Robert L. Raney, Senior Vice President

On this the 15th day of October, 2014, before me personally appeared Robert L. Raney, who acknowledged himself to be the Senior Vice President of Farmington Casualty Company, Fidelity and Guaranty Insurance Company, Fidelity and Guaranty Insurance Underwriters, Inc., St. Paul Fire and Marine Insurance Company, St. Paul Guardian Insurance Company, St. Paul Mercury Insurance Company, Travelers Casualty and Surety Company, Travelers Casualty and Surety Company of America, and United States Fidelity and Guaranty Company, and that he, as such, being authorized so to do, executed the foregoing instrument for the purposes therein contained by signing on behalf of the corporations by himself as a duly authorized officer.

In Witness Whereof, I hereunto set my hand and official seal.
 My Commission expires the 30th day of June, 2016.



Marie C. Tetreault
 Marie C. Tetreault, Notary Public



CALIFORNIA ALL-PURPOSE ACKNOWLEDGMENT


CIVIL CODE § 1189

A notary public or other officer completing this certificate verifies only the identity of the individual who signed the document to which this certificate is attached, and not the truthfulness, accuracy, or validity of that document.

State of California**County of Santa Cruz**

On September 30, 2015 before me, Christine Williams, Notary Public, personally appeared Yesenia Rivera, who proved to me on the basis of satisfactory evidence to be the person~~(s)~~ whose name~~(s)~~ is/~~are~~ subscribed to the within instrument and acknowledged to me that ~~he~~/she/~~they~~ executed the same in his/~~her~~/~~their~~ authorized capacity~~(ies)~~, and that by his/~~her~~/~~their~~ signature~~(s)~~ on the instrument the person~~(s)~~, or the entity upon behalf of which the person~~(s)~~ acted, executed the instrument

I certify under PENALTY OF PERJURY under the laws of the State of California that the foregoing paragraph is true and correct.



WITNESS my hand and official seal.


Christine Williams

-----**OPTIONAL**-----**DOCUMENT AND SIGNER**

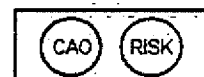
Type: Payment Bond #106262808

Principal: The Don Chapin Company, Inc.

Obligee: City of Monterey

Description: Municipal Improvements On-Call Construction Contract 2015-2016 for City Projects

Yesenia Rivera is Attorney-in-Fact for Travelers Casualty and Surety Company of America



**NONCOLLUSION AFFIDAVIT TO BE EXECUTED BY BIDDER, LEGALLY NOTARIZED AND
SUBMITTED WITH BID**

State of California)
) ss.
County of MONTEREY)

DONALD D. CHAPIN JR., being first duly sworn, deposes and says that he or she is PRESIDENT of THE DON CHAPIN CO INC., the party making the foregoing bid; that the bid is not made in the interest of, or on behalf of, any undisclosed person, partnership, company, association, organization, or corporation; that the bid is genuine and not collusive or sham; that the Bidder has not directly or indirectly induced or solicited any other bidder to put in a false or sham bid, and has not directly or indirectly colluded, conspired, connived or agreed with any Bidder or anyone else to put in a sham bid, or that anyone shall refrain from bidding; that the Bidder has not in any manner, directly or indirectly, sought by agreement, communication, or conference with anyone to fix the bid price of the Bidder or any other Bidder, or to fix any overhead, profit, or cost element of the price bid, or of that of any other Bidder, or to secure any advantage against the public body awarding the contract of anyone interested in the proposed contract; that all statements contained in the bid are true; and, further, that the Bidder has not, directly or indirectly, submitted his or her bid price or any breakdown thereof, or the contents thereof, or divulged information or data relative thereto, or paid, and will not pay, any fee to any corporation, partnership, company association, organization, bid depository, or to any member or agent thereof to effectuate a collusive or sham bid; and that the bid is not made in the interest of, or on behalf of, any member of the Monterey City Council or any City officer or employee.

Signed: DONALD D. CHAPIN JR. PRESIDENT

**** SEE ATTACHED NOTARY ****

State of CALIFORNIA)
) ss.
County of MONTEREY)

On _____ before me, _____
Date Name and Title of the Officer

Notary Public, personally appeared _____
Name(s) of Signer(s)

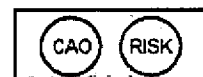
who proved to me on the basis of satisfactory evidence to be the person(s) whose name(s) is/are subscribed to the within instrument and acknowledged to me that he/she/they executed the same in his/her/their authorized capacity(ies), and that by his/her/their signature(s) on the instrument the person(s), or the entity upon behalf of which the persons(s) acted, executed the instrument.

I certify under PENALTY OF PERJURY under the laws of the State of California that the foregoing paragraph is true and correct.

WITNESS my hand and official seal.

(notary seal or stamp)

Notary's Signature _____



ACKNOWLEDGMENT

A notary public or other officer completing this certificate verifies only the identity of the individual who signed the document to which this certificate is attached, and not the truthfulness, accuracy, or validity of that document.

State of California

County of Monterey

On August 8, 2015 before me, Kelly R Perez - Notary Public

(insert name and title of the officer)

personally appeared Donal D Chapin Jr

who proved to me on the basis of satisfactory evidence to be the person(s) whose name(s) is/are subscribed to the within instrument and acknowledged to me that he/she/they executed the same in his/her/their authorized capacity(ies), and that by his/her/their signature(s) on the instrument the person(s), or the entity upon behalf of which the person(s) acted, executed the instrument.

I certify under PENALTY OF PERJURY under the laws of the State of California that the foregoing paragraph is true and correct.

WITNESS my hand and official seal.

Signature Kelly R Perez (Seal)



DEBARMENT AND SUSPENSION CERTIFICATION

The Bidder, under penalty of perjury, certifies that, except as noted below, he/she or any other person associated therewith in the capacity of owner, partner, director, officer, manager:

- Is not currently under suspension, debarment, voluntary exclusion, or determination of ineligibility by any state, federal, or local agency;
- Has not been suspended, debarred, voluntarily excluded or determined ineligible by any state, federal, or local agency within the past 3 years;
- Does not have a proposed debarment pending; and
- Has not be indicted, convicted, or had a civil judgment rendered against it by a court of competent jurisdiction in any matter involving fraud or official misconduct within the past 3 years.

If there are any exceptions to this certification, insert the exceptions in the following space.

Exceptions will not necessarily result in denial of award, but will be considered in determining Bidder responsibility. For any exception noted above, indicate below to whom it applies, initiating agency, and dates of action.

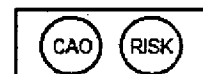
Notes: Providing false information may result in criminal prosecution or administrative sanctions.

I declare under penalty of perjury that the foregoing is true and correct and that this certification is signed this 6 day of AUGUST, 2015 in SALINAS, MONTEREY County, California.


Signature

DONALD D. CHAPIN JR. PRESIDENT

Printed Name and Title



**Certification of Good-Faith Effort to Hire Monterey Bay Area Residents
(Prime Contractor – To be Submitted with Bid)**

I, DONALD D. CHAPIN JR., a licensed contractor, or responsible managing officer, of the company known as THE DON CHAPIN CO., INC. do hereby certify, under penalty of perjury, that I have met, or made a good-faith effort to meet, the requirements set forth in Monterey City Code Article 2 of Chapter 28. Further, I certify that during the performance of the contract, I shall keep an accurate record on a standardized form showing the name, place or residence, trade classification, hours employed, proof of qualified individual status, per diem wages and benefits of each person employed by the company on the specific public works project, including full-time, part-time, permanent, and temporary employees, and provide such records to the City upon request, within five working days. I understand that I am responsible for insuring that any subcontractor working under my direction, complies with this ordinance, including submitting a Certification of Good Faith Effort to Hire Monterey Bay Residents, and to keeping accurate records as described above.


Signature

DONALD D. CHAPIN JR. PRESIDENT
Printed Name and Title

8-5-15
Date