

## Hagel, Kirk A.

---

**From:** Wold, Lindsay  
**Sent:** Thursday, September 8, 2022 10:34 AM  
**To:** Hagel, Kirk A.; Boss, Nicole L.  
**Subject:** HT Crime Stats  
**Attachments:** 2021 Crime Report.pdf

Good morning,

Crime stats came out yesterday, and I believe these would be the stats related to HT. I attached the crime report as well. There are more stats in the report as well in these categories, that compare years and such.

## North Dakota Statewide – 2021

2021 Population Estimate	774,948	Offenses (*)		Arrests
		Reported	Cleared	
<b>Offense Overview</b>				
Offense Total	51,784			
Number Cleared	20,838			
Percent Cleared	40.24%			
Group A Crimes per 100,000 population	6,682.3			
<b>Arrest Overview</b>				
Total Arrests	28,672			
Adult Arrests	24,615			
Juvenile Arrests	4,057			
Unknown Age	0			
Arrests per 100,000 population	3,699.9			
Average number offenses/incident	1.25			
		<b>Group A Offenses</b>		
		<b>Crimes Against Persons (***)</b>		
		Murder and Nonnegligent Manslaughter	17	16
		Negligent Manslaughter	10	8
		Aggravated Assault	1,321	796
		Simple Assault	6,904	3,319
		Intimidation	1,967	932
		Stalking	614	71
		Kidnapping/Abduction	114	64
		Rape	340	66
		Sodomy	48	13
		Sexual Assault With An Object	7	3
		Fondling	635	126
		Incest	6	1
		Statutory Rape	70	22
		Commercial Sex Acts	7	2
		Involuntary Servitude	0	0

Thanks,

Lindsay

**Office of Attorney General**

**Bureau of Criminal Investigation**

**Crime in North Dakota, 2021**

**Drew H. Wrigley  
Attorney General**

Prepared by  
Colleen Weltz  
NIBRS/UCR Program Manager  
2022



## INTRODUCTION

The North Dakota Incident-Based Reporting (ND IBR) program involves the collection, compilation, and analysis of crime and arrest statistics reported by the various local law enforcement agencies throughout the state. Fifty-three sheriff departments, 52 police departments, 10 Task Forces and the ND Highway Patrol reported to the ND IBR program in 2021.

Every effort is taken to include the homicide offenses/arrests that occur on the Tribal Law Enforcement jurisdictions. Tribal law enforcement agencies do not participate in the state ND IBR program.

**INCIDENT-BASED REPORTING:** North Dakota law enforcement agencies use a certified records management system to collect data on each incident reported to their respective agencies. Data collected includes type of incident, where and when the incident took place, victim characteristics, suspect/arrestee characteristics, property involved in the incident, etc.

To allow for comparison among several geographic or jurisdictional areas with differing populations or to allow comparisons across time in an area undergoing population fluctuations, the ND IBR program provides for the calculation of crime rates to remove any potential biases created by population differences. Because a rate relates the incidence of activity to population, it is possible to measure annual fluctuations in criminal activity by comparing rates of crime reported in any given year with those reported in other years. National publications report crime rates calculated based on the number of reported offenses per 100,000 population. This publication provides crime rate information calculated in the same manner.

### Trends

The 2021 Crime in North Dakota is based solely upon incident data. Data submitted by ND IBR to the FBI is reported with added estimation before being published on the FBI Crime Data Export. Prior years were converted from incident based statistics to the summary system of reporting. We strongly discourage attempting to compare the ND IBR data to any previously UCR Summary data released by North Dakota or the FBI in the Crime in the United States publications. The data sets are not comparable due to the number of types of crimes reported and that all offenses in the incident are reported in ND IBR.

### Differences between ND IBRS and FBI released data

The Crime in North Dakota 2021 is a crime statistic publication using the National Incident-Based Reporting System (NIBRS). There are important factors that must be considered when reading or using this report as well as crime statistic reports available from the FBI or other sources:

1. The 2021 data used to compile this report are based on a “snapshot” of the ND state repository database as of April 19<sup>th</sup>, 2022. In NIBRS, there are no “fixed” statistics because law enforcement agencies update their incidents as new information becomes available.

2. The data used in this report are based on the NIBRS method of submitting crime statistics. It is more comprehensive and detailed than the Summary Reporting System used in the past so the statistics in NIBRS and Summary Reporting should not be compared.
3. The data displayed in this report should not be compared to the FBI Crime in the US 2021 report which will be published later this year. Even though North Dakota forwards the crime data submitted via NIBRS to the FBI, the FBI is reported with added estimation before being published on the FBI Crime Data Export.
4. The data displayed per agency in this report should not be used to compare to other agencies or compile “ranking” of cities and counties. Data users should not rank locales because there are many factors that cause the nature and type of crime to vary from place to place. NIBRS statistics include only jurisdictional population figures along with reported crime, clearance, or arrest data. Rankings ignore the uniqueness of each locale. There are many factors that are known to affect the volume and type of crime occurring from place to place.

### **Classification of Offenses**

All offenses are classified on the basis of law enforcement investigation in accordance with national NIBRS offense definitions and are not necessarily identical to the NDCC definitions. Because NIBRS identifies and tallies law enforcement contact, offense classifications are not based on filings of the prosecutor, court, medical examiner, jury, or other judicial or subsequent findings.

### **National Incident-Based Reporting System (NIBRS)**

NIBRS divides offenses into two (2) categories of offenses designated as Group A - Incident and Group B -Arrest.

1. The Group A offenses collected in the NIBRS program are: Animal Cruelty; Arson; Assaults; Bribery; Burglary; Counterfeiting/Forgery; Destruction/Damage/Vandalism of Property; Drug/Narcotic Offenses; Embezzlement; Extortion/Blackmail; Frauds; Gambling Offenses; Homicide Offenses; Human Trafficking Offenses; Kidnapping/Abduction; Larceny/Theft Offenses; Motor Vehicle Theft; Pornography/Obscene Material Offenses; Prostitution Offenses; Robbery; Sex Offenses; Non-Forcible Sex Offenses; Stolen Property Offense and; Weapon Law Violations. Group A offenses include statistical data on the incident, all offenses committed, property involved, weapons involved, victim and offender demographics, arrest information, and clearance status.
2. Group B offenses, for which only arrest data are collected, include: Bad Checks; Curfew/Vagrancy Violations; Disorderly Conduct; Driving Under the Influence; Non-Violent Family Offenses; Liquor Law Violations; Peeping Tom; Trespass of Real Property; and All Other Non-Traffic Offenses.

## Counting Offenses

For counting purposes, agencies should count one offense for each victim of a Crimes Against Persons, one offense for each distinct operation of a Crimes Against Property (with the exception of motor vehicle theft, where one offense is counted for each stolen vehicle), and one offense for each Crimes Against Society. All crimes committed within the same incident by the same person or group of persons, without a significant time or space interval separating them, are reported in NIBRS - a hierarchy rule does not exist as it does in Summary Reporting. For example, if a rape case involves crimes of motor vehicle theft and kidnapping, all crimes are reported. However, if a crime is an inherent part of another crime, only one crime may be appropriately reported. For example, larceny is inherent in the crime of burglary and would not be reported as a separate crime in the incident; however, if the suspect, upon leaving the residence, takes items outside the structure, larceny would be reported as a second crime. As another example, assault is an element in robbery and would not be reported as a crime separately from the robbery; however, if the suspect forces the victim to engage in a sexual act, both a robbery and sex offense would be reported because a sexual act is not an element of robbery.

## Arrests

In NIBRS, the law enforcement agencies collect detailed data elements related to incidents and arrests. The Group A - Incident Reports are comprised of segments (Administrative, Offense, Property, Victim, Offender, and Arrestee) and within the segments are multiple data elements identifying the incident, such as originating agency identifier (ORI), incident number, date, location, offense, demographics, and other relevant segment categories. Therefore, unlike Summary Reporting, NIBRS arrests and clearances can be submitted as updates to the Group A - Incidents reported.

## Clearances

In NIBRS, clearances are based on the incident-level rather than the offense-level. If one offense within an incident is cleared, all offenses in that incident are cleared. Likewise, the arrest of one offender in an incident will clear it even if other offenders have not been arrested yet. Clearances by arrest are automatically created when an Arrest Segment is submitted with a Group A - Incident. An incident cannot be cleared exceptionally if there has been an arrest. Not all crimes are cleared within the calendar year in which the offense occurs.

Clearances by Exceptional Means allow an agency to clear an incident without an arrest. The criteria include: 1) the identity of at least one offender must be known; 2) sufficient probable cause must have been developed to support the arrest and prosecution of the offender; 3) the offender's exact location must be known, and; 4) there must be a reason, outside of law enforcement's control, which prevents the arrest. For example, the death of the offender or the offender is in the custody of another jurisdiction.

# TABLE OF CONTENTS

<u>Introduction</u> .....	1
Table of Contents.....	4
<u>North Dakota Crime Summary, 2021</u> .....	5
Statewide Analysis.....	6
<u>Group A Offenses</u> .....	9
<u>Crimes Against Persons</u> .....	16
<u>Crimes Against Property</u> .....	21
<u>Crimes Against Society</u> .....	23
<u>Group B Offenses</u> .....	25
<u>Arrests in 2021</u> .....	28
<u>Arrests 2017-2021</u> .....	37
<u>Drug/Narcotics Analysis</u> .....	45
<u>DUI Arrest Analysis</u> .....	49
<u>Crime Summary by Reporting County Sheriff’s Office</u> .....	51
<u>Crime Summary by Reporting Police Department</u> .....	105
<u>NIBRS Offense Definitions</u> .....	159
<u>Full-Time Law Enforcement Employees</u> .....	172

## NORTH DAKOTA CRIME SUMMARY, 2021

In 2021, 51,784 Group A offenses were reported by local law enforcement agencies. This is an increase of 4.4 percent from the total of 49,579 reported in 2020.

The Census Bureau estimate of North Dakota's population for 2021 is 774,948. The crime rate per 100,000 population for 2021 is 6682.2. The crime rate for 2020 was 6478.3 per 100,000 population. This is a 3.1 percent increase in the crime rate of the Group A offenses.

The total number of reported Crimes Against Persons (e.g. murder, rape, and assaults) was 12,060. This represents an increase of 11.5 percent from the total of 10,815 reported in 2020. In 2019, 10,539 Crimes Against Persons were reported.

Crimes Against Persons offenses comprised 23 percent of reported Group A crime offenses in North Dakota in 2021.

Collectively, Crimes Against Property (e.g. burglary, robbery, larceny/theft and motor vehicle theft) increased by 0.6 percent from 25,744 reported in 2020 to 25,892 reported in 2021.

Crimes Against Property accounted for 50 percent of total Group A crime offenses reported in 2021.

In 2021, the total number of Crimes Against Society (e.g. drug/narcotics violations, drug equipment violations, and weapon violations) reported 13,832. This is an increase of 6.2 percent from 2020 total of 13,020. In 2019, 13,464 Crimes Against Society were reported.

North Dakota law enforcement agencies reported 28,672 arrests in 2021. This is a 2.5 percent decrease from the total of 29,407 arrests reported in 2020.

In 2021, juvenile arrests accounted for 14.1 percent of the total arrests.

Arrests for Drug/Narcotics Violations decreased 1.4 percent from a 2020 total of 4,262 to 4,201 in 2021.

The number of reported arrests in 2021 for DUI decreased to 4,040 from 4,175 reported in 2020.



# STATEWIDE CRIME ANALYSIS

---

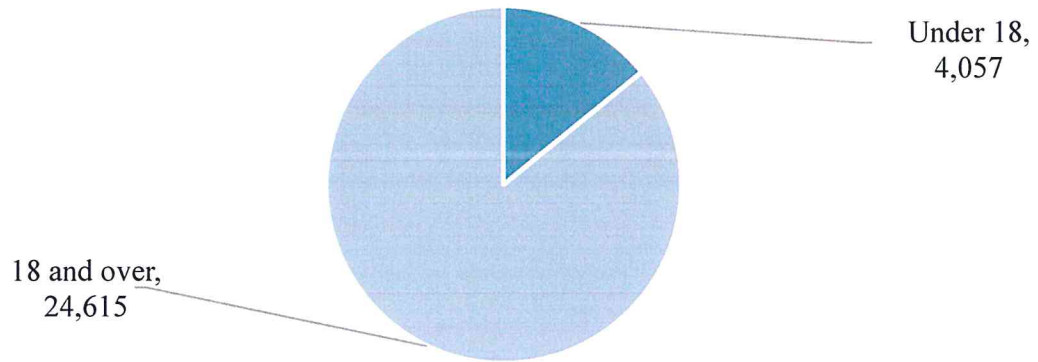
---

# North Dakota Statewide – 2021


2021 Population Estimate		774,948		Offenses (*)		Arrests (**)		
Offense Overview				Group A Offenses	Reported	Cleared	Adult	Juvenile
Offense Total	51,784			<b>Crimes Against Persons (***)</b>				
Number Cleared	20,838			Murder and Nonnegligent Manslaughter	17	16	15	0
Percent Cleared	40.24%			Negligent Manslaughter	10	8	3	1
Group A Crimes per 100,000 population	6,682.3			Aggravated Assault	1,321	796	586	52
<b>Arrest Overview</b>				Simple Assault	6,904	3,319	1,937	502
Total Arrests	28,672			Intimidation	1,967	932	385	122
Adult Arrests	24,615			Stalking	614	71	47	2
Juvenile Arrests	4,057			Kidnapping/Abduction	114	64	23	1
Unknown Age	0			Rape	340	66	33	13
Arrests per 100,000 population	3,699.9			Sodomy	48	13	4	1
Average number offenses/incident	1.25			Sexual Assault With An Object	7	3	0	0
<b>Domestic Incident Victims</b>				Fondling	635	126	44	22
Offense	Reported	Cleared		Incest	6	1	0	0
Murder and Nonnegligent Manslaughter	3	3		Statutory Rape	70	22	19	2
Aggravated Assault	653	471		Commercial Sex Acts	7	2	0	0
Simple Assault	4,095	2,086		Involuntary Servitude	0	0	0	0
Intimidation	408	201		<b>Crimes Against Property</b>				
Stalking	155	23		Arson	91	38	30	4
Rape	82	24		Bribery	3	1	0	0
Sodomy	12	7		Burglary/Breaking & Entering	2,899	358	281	42
Sexual Assault With An Object	1	0		Counterfeiting/Forgery	582	115	109	0
Fondling	117	28		Destruction/Damage/Vandalism of Property	4,762	879	319	194
Incest	3	0		Embezzlement	100	29	27	1
Statutory Rape	13	4		Extortion/Blackmail	85	0	0	1
Kidnapping/Abduction	66	44		False Pretenses/Swindle/Confidence Game	1,317	468	399	13
<b>Total</b>	<b>5,608</b>	<b>2,891</b>		Credit Card/Automated Teller Machine Fraud	315	43	9	2
<b>Group B Arrests</b>				Impersonation	351	53	36	5
Offense	Adult	Juvenile		Welfare Fraud	9	0	1	0
Bad Checks	13	0		Wire Fraud	156	5	2	0
Curfew/Loitering/Vagrancy Violations	0	79		Identity Theft	852	102	74	6
Disorderly Conduct	658	654		Hacking/Computer Invasion	50	1	1	0
Driving Under the Influence	4,008	32		Robbery	186	65	52	2
Family Offenses (Nonviolent)	121	211		Pocket-picking	3	0	5	0
Liquor Law Violations	1,754	334		Purse-snatching	7	1	1	0
Peeping Tom	1	1		Shoplifting	2,029	1,005	902	145
Trespass of Real Property	849	61		Theft From Building	768	101	52	14
All Other Offenses	4,600	675		Theft From Coin Operated Machine or Device	28	1	1	0
<b>Total Group B</b>	<b>12,250</b>	<b>2,049</b>		Theft From Motor Vehicle	2,118	211	126	28
(*) Offenses are counted using the FBI Units of Count for Crime				Theft of Motor Vehicle Parts/Accessories	513	12	6	1
(**) The 'Arrests' column shows arrests made during the selected period, regardless of incident date. Arrest counts may be higher than incident counts.				All Other Larceny	5,958	751	505	113
(***) Negligent Manslaughter now includes the killing of another person associated with driving under the influence, distracted driving (using a cell or smartphone), and reckless driving fatalities.				Motor Vehicle Theft	1,979	406	175	51
				Stolen Property Offenses	731	466	308	36
				<b>Crimes Against Society</b>				
				Drug/Narcotic Violations	6,451	4,866	3,748	453
				Drug Equipment Violations	6,284	4,822	2,060	140
				Betting/Wagering	0	0	0	0
				Operating/Promoting/Assisting Gambling	4	1	2	0
				Gambling Equipment Violations	1	0	0	0
				Sports Tampering	0	0	0	0
				Pornography/Obscene Material	251	57	21	24
				Prostitution	19	4	2	0
				Assisting or Promoting Prostitution	4	2	1	0
				Purchasing Prostitution	17	6	3	0
				Weapon Law Violations	681	504	235	16
				Animal Cruelty	120	26	22	1
				<b>Total Group A Offenses</b>	<b>51,784</b>	<b>20,838</b>	<b>12,611</b>	<b>2,010</b>

# Statewide Total Arrests Reported, 2021

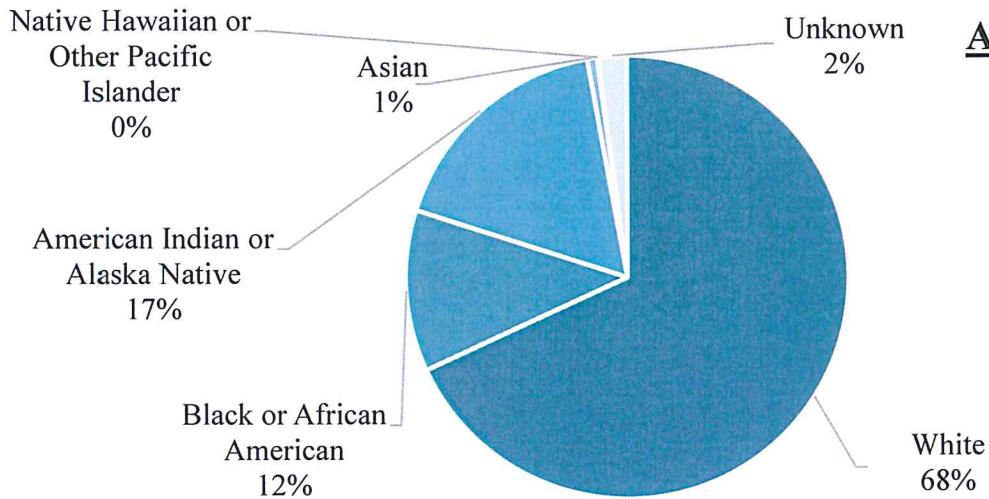
## Arrests by Age Group



## Arrests by Gender



## Arrests by Race



## Group A Offenses

---

Group A offenses includes the crimes of Animal Cruelty; Arson; Assaults; Bribery; Burglary; Counterfeiting/Forgery; Homicide Offenses; Destruction/Damage/Vandalism of Property; Drug/Narcotic Offenses; Embezzlement; Extortion/Blackmail; Fraud; Gambling Offenses; Robbery; Kidnapping/Abduction; Larceny/Theft Offenses; Motor Vehicle Theft; Pornography/Obscene Material Offenses; Human Trafficking Offenses; Prostitution Offenses; Sex Offenses; Non-Forcible Sex Offenses; Stolen Property Offenses and; Weapon Law Violations.

In 2021, 51,784 Group A offenses were reported by local law enforcement agencies. This is an increase of 4.4 percent from the total of 49,579 reported in 2020.

The Census Bureau estimate of North Dakota’s population for 2021 is 774,948. Based on that total, the crime rate per 100,000 population for 2021 was 6682.2, as compared to 6478.3 for 2020.

More than 40 percent of Group A crime offenses were reported as cleared by arrest or exceptional means. The NIBRS program defines an offense as “cleared” by law enforcement when at least one person is arrested, charged with the commission of the offense, and turned over to the court for prosecution. Several crimes may be cleared by the arrest of one person, while the arrests of many persons may clear only one offense. Law enforcement agencies may clear a crime by exceptional means when some element beyond law enforcement control precludes the placing of formal charges against the offender. Examples of circumstances that allow such clearances are the death of the offender (suicide, justifiably killed by police or private citizen, etc.); the victim’s refusal to cooperate with prosecution after the offender has been identified; or the denial of extradition.

In 2021, 14,621 arrests were reported for Group A crime offenses. Of that total, 13.7 percent were arrests of juveniles.

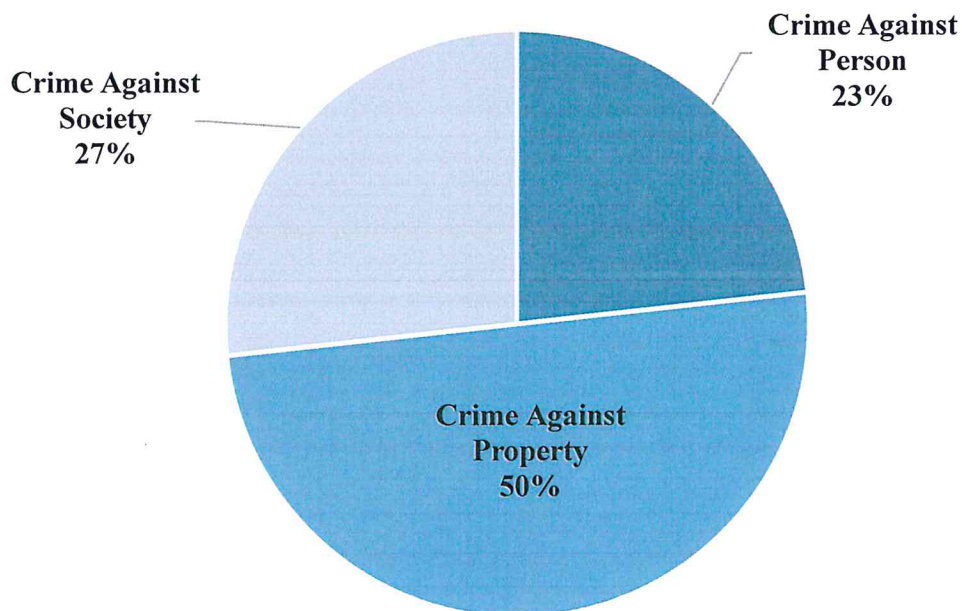
More than \$48.7 million worth of property was reported stolen in 2021, with 30.3 percent of that amount reported as recovered by law enforcement officials.

---

### Group A Offense Summary

Year	Population	Group A Offense Total	% Change in Number from Previous Year	Crime Rate per 100,000 Population	% Change in Rate from Previous Year	Percent Cleared
2017	755,393	48,148	0.1%	6373.9	0.4%	45.7%
2018	760,077	48,188	0.1	6339.9	-0.5	46.9
2019	762,062	47,871	-0.7	6281.8	-0.9	46.1
2020	765,309	49,579	3.6	6478.3	3.1	41.9
2021	774,948	51,784	4.4	6682.2	3.1	40.2

## Group 'A' Offenses - 2021



### Crimes Against Persons

Murder  
 Negligent Manslaughter  
 Rape  
 Sodomy  
 Sexual Assault w/Object  
 Fondling  
 Aggravated Assault  
 Simple Assault  
 Intimidation  
 Stalking  
 Kidnapping/Abduction  
 Human Trafficking Offenses\*<sup>+</sup>  
 Incest  
 Statutory Rape

### Crimes Against Property

Robbery  
 Burglary/Breaking & Entering  
 Larceny/Theft Offenses\*  
 Motor Vehicle Theft  
 Arson  
 Destruction of Property  
 Counterfeiting/Forgery  
 Fraud Offenses\*<sup>+</sup>  
 Embezzlement  
 Extortion/Blackmail  
 Bribery  
 Stolen Property Offense

### Crimes Against Society

Animal Cruelty<sup>+</sup>  
 Drug/Narcotic Violations  
 Drug Equipment Violations  
 Gambling Offenses\*  
 Pornography  
 Prostitution Offenses\*  
 Weapon Law Violations

\*Specific offenses exist within the crime category.

<sup>+</sup> Data collection for certain offenses began in 2016.

**Comparison of Group A Offenses Reported,  
2020-2021**

Group A Offenses	2020	2021	Percent Change
<b>Crimes Against Persons</b>			
Murder	32	17	-46.9%
Negligent Manslaughter	10	10	0.0
Kidnapping/Abduction	135	114	-15.6
Rape	316	340	7.6
Sodomy	50	48	-4.0
Sexual Assault w/Object	10	7	-30.0
Fondling	540	635	17.6
Incest	4	6	50.0
Statutory Rape	68	70	2.9
Aggravated Assault	1,371	1,321	-3.6
Simple Assault	6,180	6,904	11.7
Intimidation	1,528	1,967	28.7
Stalking	558	614	10.0
Commercial Sex Acts	11	7	-36.4
Involuntary Servitude	2		-100.0
<b>Crimes Against Property</b>			
Arson	88	91	3.4
Bribery		3	
Burglary	2,832	2,899	2.4
Counterfeiting/Forgery	719	582	-19.1
Destruction/Damage/Vandalism	4,536	4,762	5.0
Embezzlement	114	100	-12.3
Extortion/Blackmail	46	85	84.8
False Pretenses	1,169	1,317	12.7
Credit Card/ATM Fraud	362	315	-13.0
Impersonation	518	351	-32.2
Welfare Fraud	21	9	-57.1
Wire Fraud	116	156	34.5
Identity Theft	1,412	852	-39.7
Hacking/Computer Invasion	49	50	2.0
Motor Vehicle Theft	1,911	1,979	3.6
Robbery	145	186	28.3
Stolen Property Offenses	655	731	11.6
Pocket-picking	16	3	-81.3
Purse-snatching	8	7	-12.5
Shoplifting	2,401	2,029	-15.5
Theft From Building	836	768	-8.1
Theft From Coin Machine	27	28	3.7
Theft From Motor Vehicle	1,754	2,118	20.8
Theft of Motor Vehicle Parts	373	513	37.5
All Other Larceny/Theft	5,636	5,958	5.7

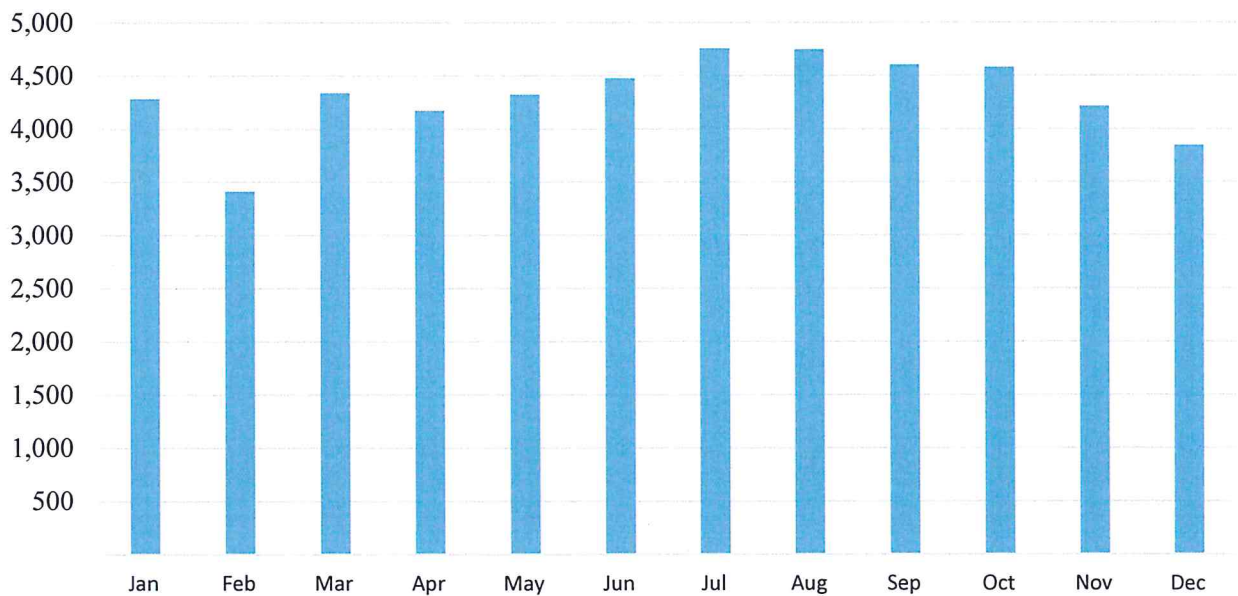
**Comparison of Group A Offenses Reported,  
2020-2021  
Continued**

Group A Offenses	2020	2021	Percent Change
<b>Crimes Against Society</b>			
Animal Cruelty	88	120	36.4
Drug/Narcotic Violations	6,095	6,451	5.8
Drug Equipment Violations	5,961	6,284	5.4
Betting/Wagering			
Gambling Equipment Violations	6	4	-33.3
Operating/Promoting Gambling	1	1	0.0
Sports Tampering			
Pornography/Obscene Material	194	251	29.4
Prostitution	5	19	280.0
Prostitution - Assisting/Promoting	12	4	-66.7
Purchasing Prostitution	17	17	0.0
Weapon Law Violations	641	681	6.2
<b>Total Group A Offenses</b>	<b>49,579</b>	<b>51,784</b>	<b>4.4</b>

**“Top Five” Locations for  
Group A Offenses to Occur:**

1. Residence/Home
2. Highway/Road Alley/Street
3. Parking Lots/Parking Garages
4. Hotel/Motels
5. Department/Discount Stores

*The most frequent months of crime occurrence  
were **July and August**.  
the least frequent was **February**.*

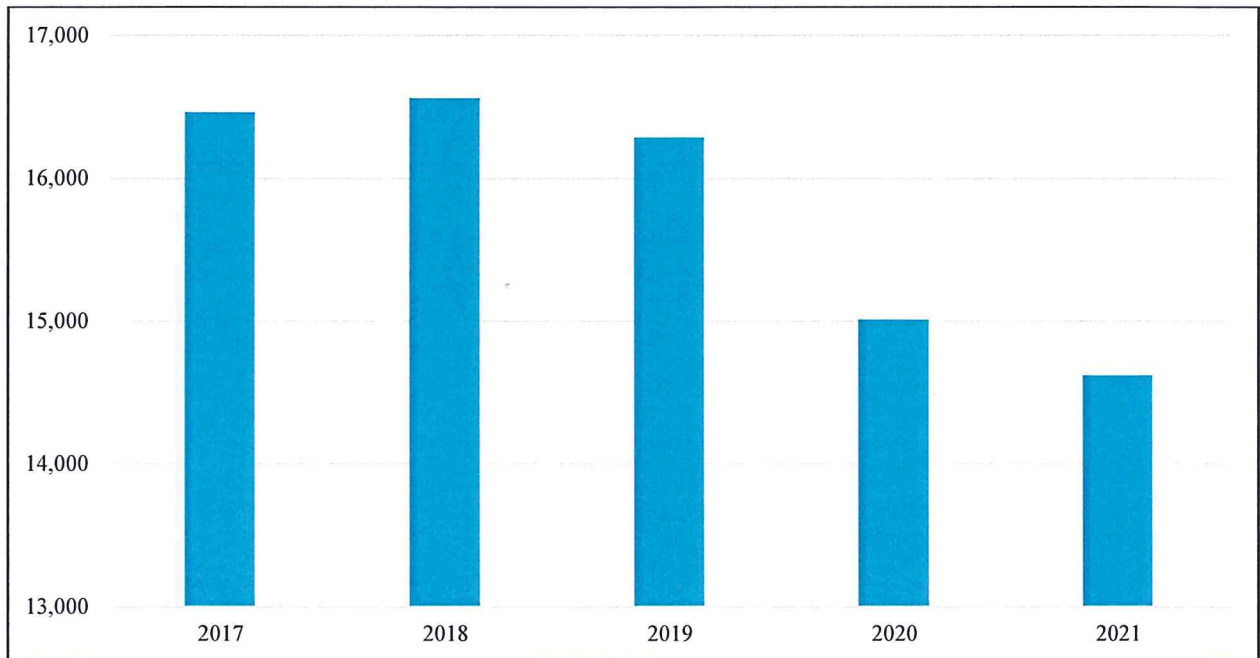




**Arrest Totals for Group A Offenses  
2017-2021**

Year	Juvenile	Adult	Total
2017	1,994	14,471	16,465
2018	1,834	14,729	16,563
2019	1,894	14,393	16,287
2020	1,597	13,415	15,012
2021	2,010	12,611	14,621

**Arrest Totals for Group A Offenses  
2017-2021**



## Reported Group A Incidents where Offender is Suspected of Using

Crimes Against Persons	Alcohol	Drugs/ Narcotics	Computer Equipment	Not Applicable
Murder	1	3		12
Negligent Manslaughter	3	3		5
Aggravated Assault	354	88	2	816
Simple Assault	1574	273	5	4036
Intimidation	226	94	57	1115
Stalking	34	11	62	436
Kidnapping/Abduction	21	12		78
Rape	64	28	2	244
Sodomy	7	3		37
Sexual Assault w/Object				7
Fondling	85	32	3	476
Incest	1			4
Statutory Rape	8	4	2	55
Commercial Sex Acts		2	1	4
Involuntary Servitude				
Crimes Against Property				
Arson	11	6		77
Bribery		1		2
Burglary	72	71	4	2765
Counterfeiting/Forgery	14	21	36	516
Destruction/Damage/Vandalism	293	133	1	4363
Embezzlement	1	5	5	90
Extortion/Blackmail			43	42
False Pretenses	80	92	135	1024
Credit Card/ATM Fraud	8	2	33	272
Impersonation	6	5	46	296
Welfare Fraud				9
Wire Fraud	1	1	47	109
Identity Theft		16	118	718
Hacking/Computer Invasion			25	25
Robbery	17	22		152
Motor Vehicle Theft	65	50		1841
Stolen Property Offenses	40	98	1	605
Pocket-picking				3
Purse-snatching				7
Shoplifting	71	27	2	1932
Theft From Building	15	14	2	741
Theft From Coin Machine				28
Theft From Motor Vehicle	34	28	3	2059
Theft of Motor Vehicle Parts	2	1		511
All Other Larceny/Theft	112	84	36	5736
Crimes Against Society				
Animal Cruelty	3	1		116
Drug/Narcotic Violations	374	4424	6	1943
Drug Equipment Violations	338	4254	5	1949
Betting/Wagering				
Operating/Promoting Gambling	1			3
Gambling Equipment Violations				1
Sports Tampering				
Pornography/Obscene Material	2	1	107	142
Prostitution			1	18
Prostitution - Assisting/Promoting				4
Purchasing Prostitution			3	14
Weapon Law Violations	77	170	1	451

\* More than one category may be chosen for each offense so number will not equal the total offense counts.

# Crimes Against Persons

Crimes Against Persons offenses are classified according to victim type which includes the offenses of murder/non-negligent manslaughter, rape, and assaults. For counting purposes, agencies should count one offense for each victim of a Crimes Against Persons (See the NIBRS offense definitions section beginning on page 159 of this publication for definitions of these and other offenses.)

In 2021, 12,060 Crimes Against Persons were reported in North Dakota. This is a 11.5 percent increase from the 2020 total of 10,815 crimes reported. In 2019, 10,539 crimes were reported.

Crimes Against Persons offenses comprised 23 percent of reported Group A crime offenses in North Dakota in 2021.

The Crimes Against Persons crime rate for 2021 is 1556.2 per 100,000, as compared to 1413.2 per 100,000 in 2020. This is a 10.1 percent increase in the Crimes Against Persons crime rate. In 2019, the Crimes Against Persons crime rate was 1383.0 per 100,000 population.

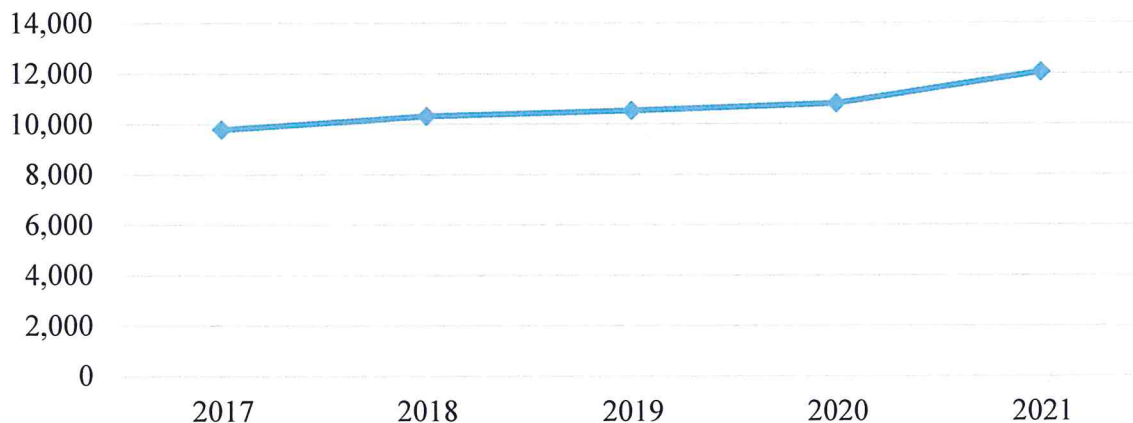
Over 45 percent of Crimes Against Persons offenses in 2021 were reported as cleared by arrest or exceptional means.

Of the 3,814 total arrests reported for Crimes Against Persons offenses, 18.8 percent were arrests of juveniles.

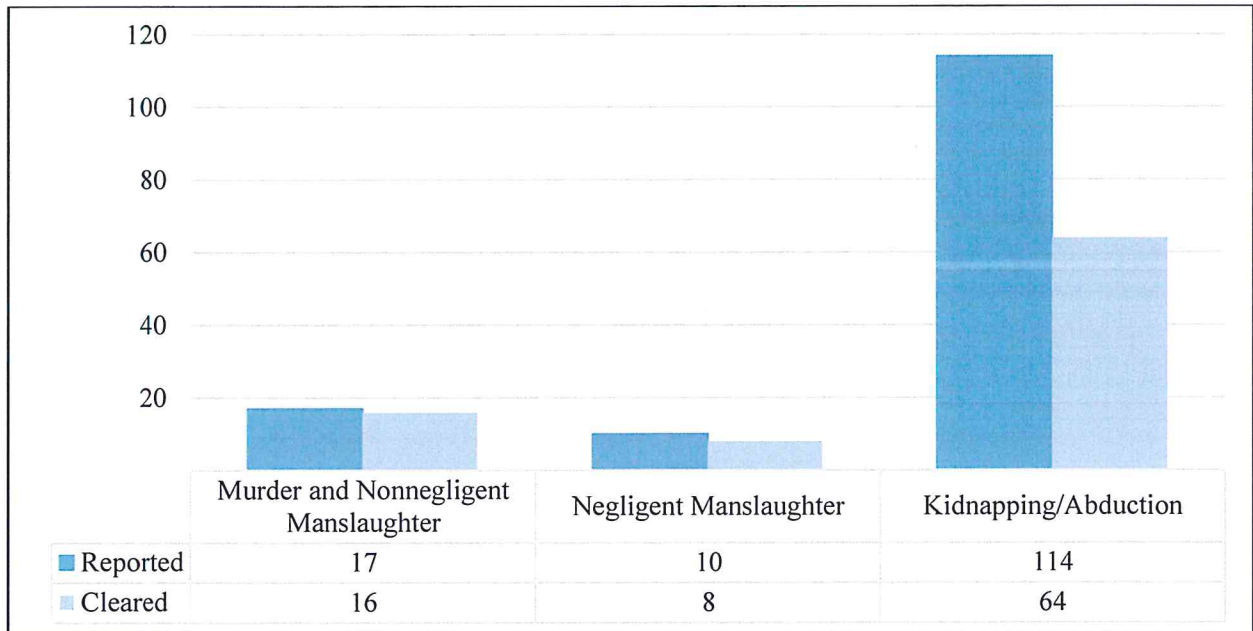
## Crimes Against Persons Summary

Year	Population	Offenses	% Change in Number from Previous Year	Rate per 100,000 Population	% Change in Rate from Previous Year	Percent Cleared
2017	755,393	9,790	1.9%	1296.0	2.3%	49.1%
2018	760,077	10,310	5.3	1356.4	4.7	50.2
2019	762,062	10,539	2.2	1383.0	2.0	49.5
2020	765,309	10,815	2.6	1413.2	2.2	47.6
2021	774,948	12,060	11.5	1556.2	10.1	45.1

## Crimes Against Persons Total Offenses, 2017-2021

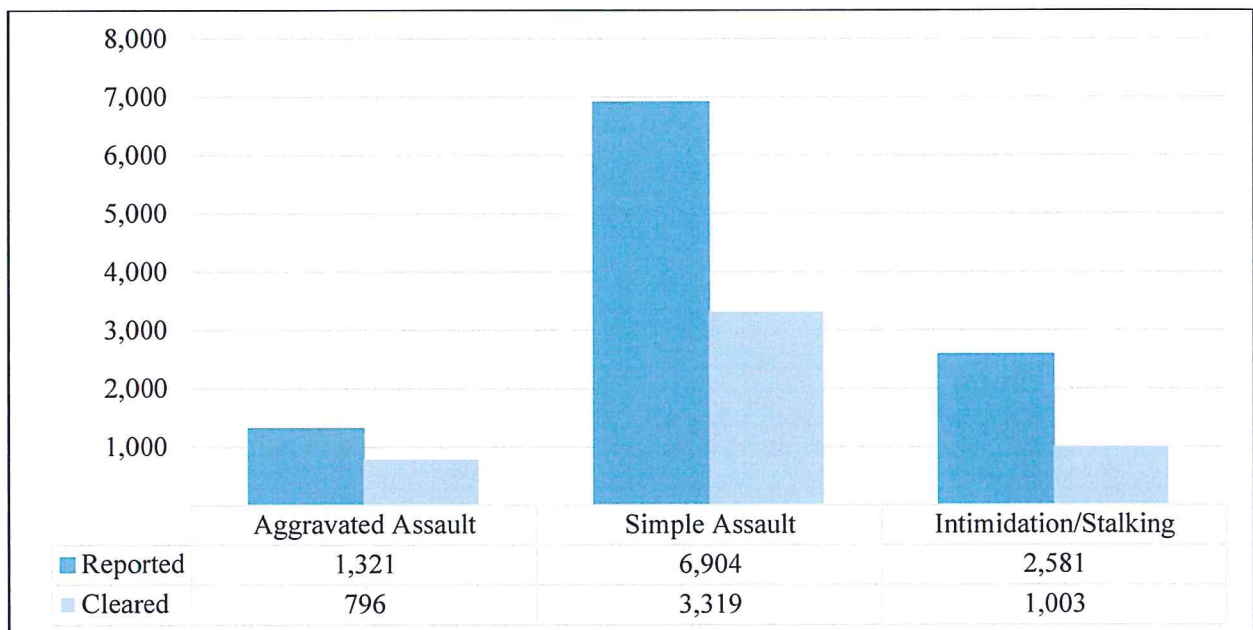


## Crimes Against Persons Homicides & Kidnapping

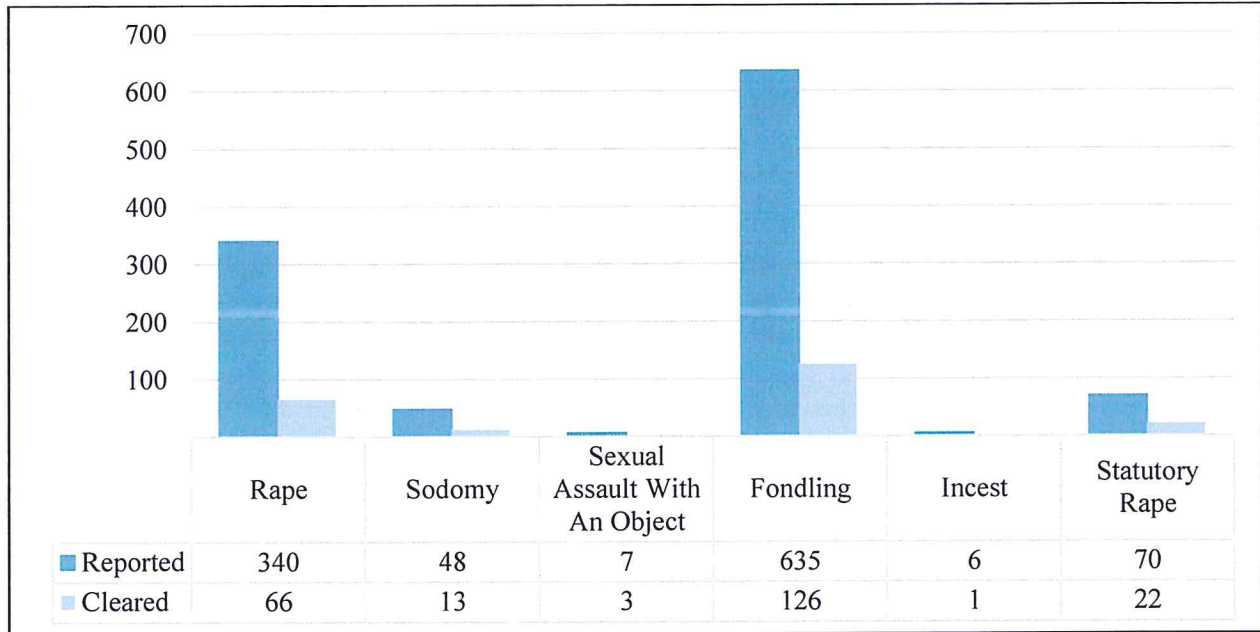


\* For a full report see Homicide in ND, 2021.


## Crimes Against Persons Assault Offenses



## Crimes Against Persons Sex Offenses



## Crimes Against Persons Weapon Type, 2021



\*Up to 3 weapon types may be selected for each incident.

## Victim Relationships 2021

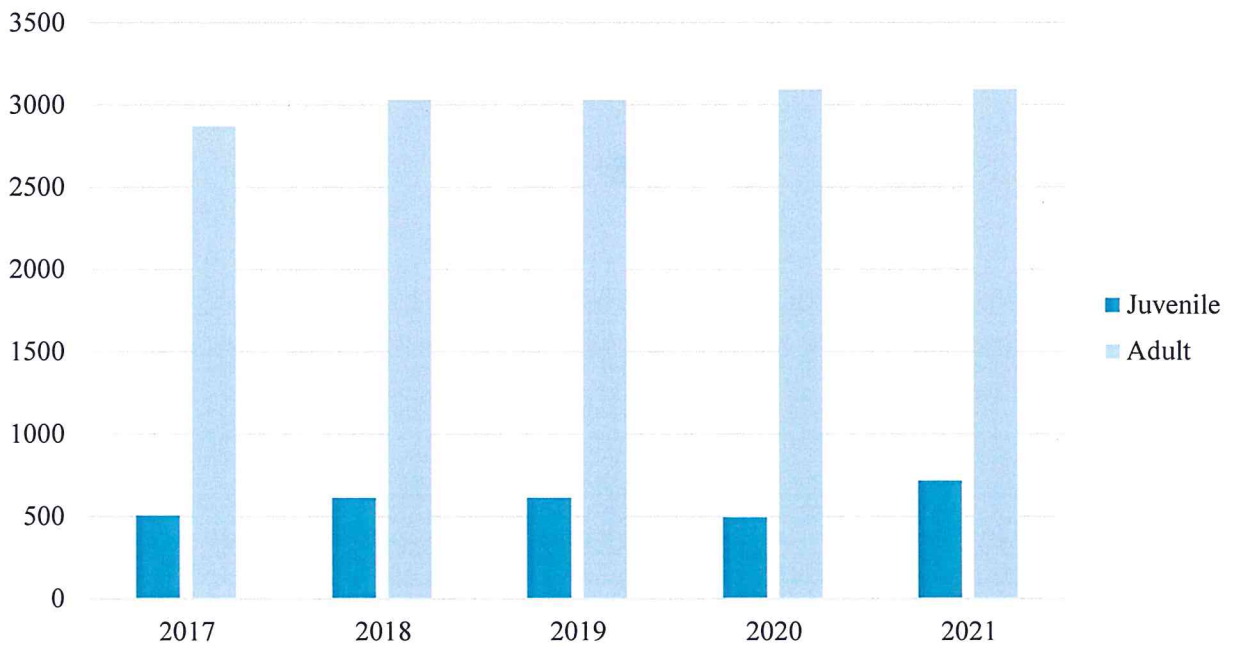
Victim to Offender Relationship	Total # of Victims	% of Total Victims
Boyfriend/Girlfriend	2,212	15.9%
Acquaintance	1,798	12.9
Unknown	1,451	10.4
Otherwise Known	1,366	9.8
Victim was Offender	1,251	9.0
Stranger	1,055	7.6
Former Boyfriend/Girlfriend	783	5.6
Spouse	714	5.1
Child	557	4.0
Friend	476	3.4
Parent	475	3.4
Sibling	430	3.1
On-duty Peace Officer	423	3.0
Other Family Member	221	1.6
Neighbor	213	1.5
Ex-Spouse	139	1.0
Stepchild	74	0.5
Child of Boyfriend/Girlfriend	53	0.4
In-Law	46	0.3
Stepparent	39	0.3
Employee	37	0.3
Grandchild	32	0.2
Grandparent	28	0.2
Babysittee (the baby/child)	26	0.2
Stepsibling	20	0.1
Employer	20	0.1

Homosexual relationships are collected within Boyfriend/Girlfriend in 2021

## Arrests for Crimes Against Persons 2017-2021

Year	Juvenile	Adult	Total
2017	507	2,871	3,378
2018	616	3,032	3,648
2019	614	3,033	3,647
2020	496	3,095	3,591
2021	718	3,096	3,814

## Arrests for Crimes Against Persons By Age Group 2017-2021



# Crimes Against Property

Crimes Against Property includes the offenses of Burglary, Robbery, Fraud, Destruction/Damage/Vandalism, Larceny/Theft, Motor Vehicle Theft, Arson, Counterfeit/Forgery, Embezzlement, Extortion/Blackmail, Bribery and Stolen Property Offense.

In 2021, the total number of property crimes reported was 25,892. This is an increase of 0.6 percent from the 2020 total of 25,744.

Crimes Against Property accounted for 50 percent of the Group A offenses reported in North Dakota. The property crime rate increased 0.6 percent from 3363.9 per 100,000 population in 2020, to 3341.1 per 100,000 in 2021.

More than \$48.7 million worth of property was reported stolen in 2021, with 30.3 percent of that amount reported as recovered by law enforcement officials.

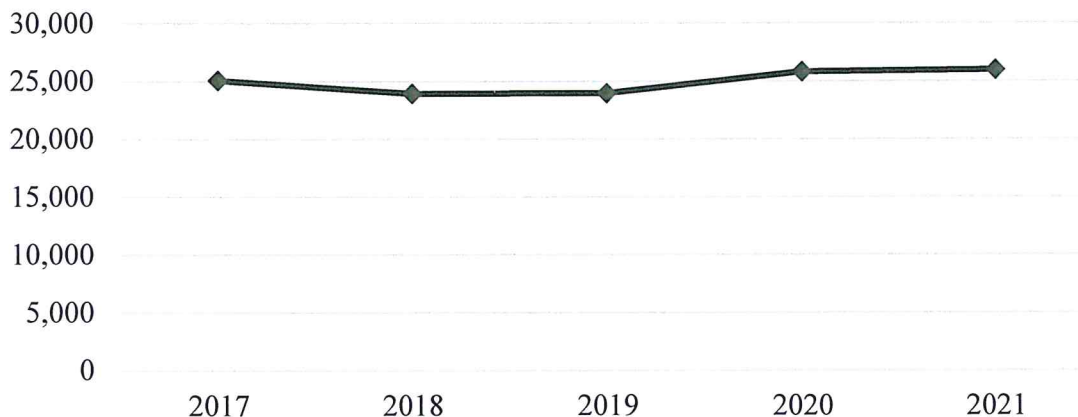
More than 19 percent of property crimes were cleared by arrest or exceptional means in 2021.

A total of 4,079 arrests was reported for property crimes. Of those, 16.1 percent were arrests of juveniles.

## Crimes Against Property Summary

Year	Population	Property Offenses	% Change in Number from Previous Year	Rate per 100,000 Population	% Change in Rate from Previous Year	Percent Cleared
2017	755,393	25,012	-4.1%	3311.1	-3.8%	23.6%
2018	760,077	23,854	-4.6	3138.4	-5.2	23.2
2019	762,062	23,868	0.1	3132.0	-0.2	23.6
2020	765,309	25,744	7.9	3363.9	7.4	21.6
2021	774,948	25,892	0.6	3341.1	-0.7	19.7

## Crimes Against Property Totals, 2017-2021

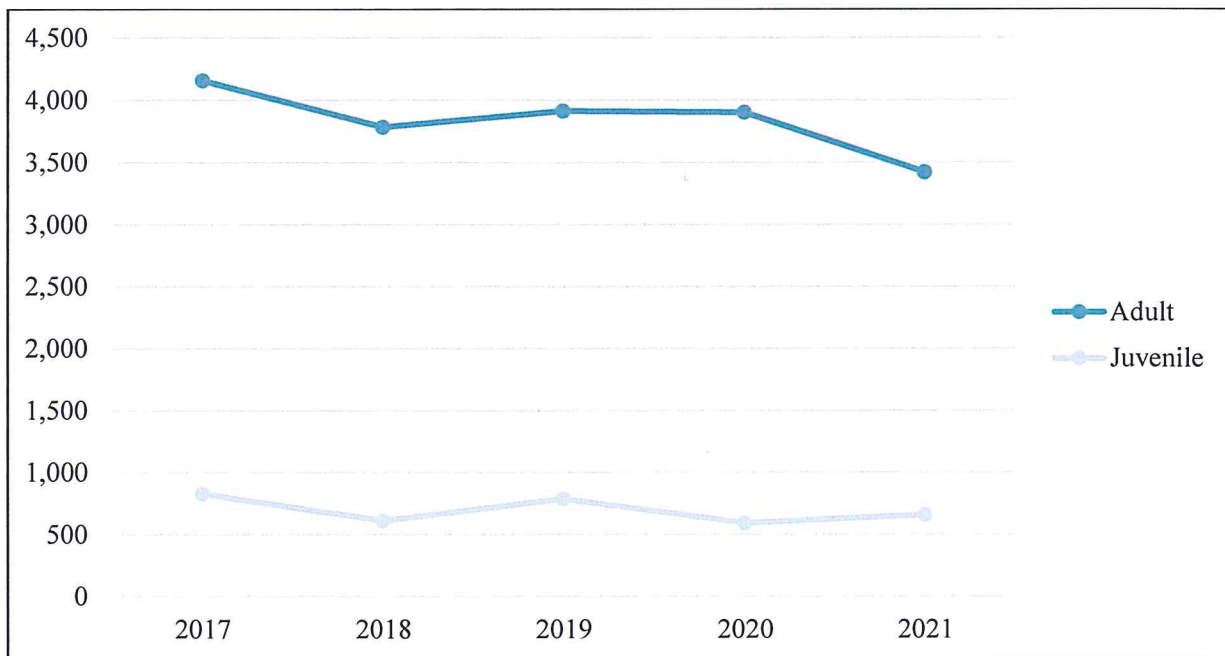




### Arrests for Crimes Against Property, 2017-2021

Year	Juvenile	Adult	Total
2017	829	4,156	4,985
2018	613	3,783	4,396
2019	788	3,910	4,698
2020	595	3,901	4,496
2021	658	3,421	4,079

### Arrests for Crimes Against Property 2017-2021



### Stolen Property Loss Due to Property Crime Offenses, 2017-2021

Year	Population	Total Stolen Property Loss	% Change from Previous Year	Property Loss per Capita	Percent Recovered
2017	755,393	\$37,265,230	-7.2%	\$49.33	33.8%
2018	760,077	39,393,532	5.7	51.83	33.2
2019	762,062	38,826,085	-1.4	50.95	33.0
2020	765,309	38,241,145	-1.5	49.97	35.8
2021	774,948	48,795,908	27.6	62.97	30.3

# Crimes Against Society

---

Crimes Against Society includes the offenses of Drug/Narcotic Violations, Drug Equipment Violations, Prostitution Offenses, Weapon Violations, Gambling Offenses and Pornography/Obscene Material.

In 2021, the total number of Crimes Against Society reported was 13,832. This is an increase of 6.2 percent from the 2020 total of 13,020.

Crimes Against Society accounted for 27 percent of the Group A offenses reported in North Dakota. The Crimes Against Society rate increased 4.9 percent from 1701.3 per 100,000 population in 2020, to 1784.9 per 100,000 in 2021.

More than 74 percent of Crimes Against Society were cleared by arrest or exceptional means in 2021.

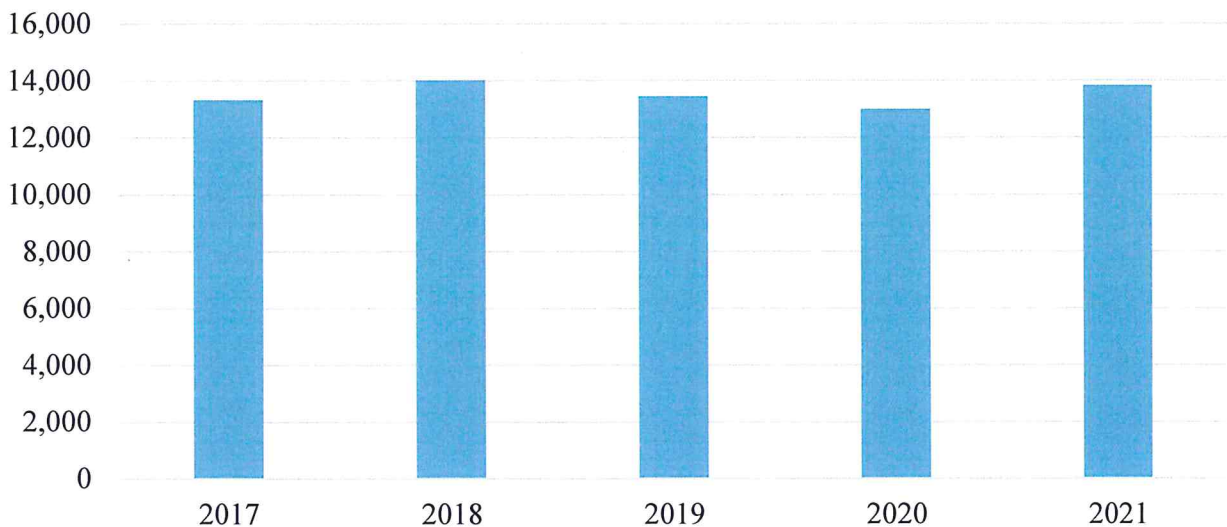
A total of 6,728 arrests were reported for Crimes Against Society. Of those, 9.4 percent were arrests of juveniles.

---

## Crimes Against Society Summary

Year	Population	Crimes Against Society Offenses	% Change in Number from Previous Year	Rate per 100,000 Population	% Change in Rate from Previous Year	Percent Cleared
2017	755,393	13,346	7.4%	1766.8	7.8%	84.4%
2018	760,077	14,024	5.1	1845.1	4.4	84.9
2019	762,062	13,464	-4.0	1766.8	-4.2	83.4
2020	765,309	13,020	-3.3	1701.3	-3.7	77.2
2021	774,948	13,832	6.2	1784.9	4.9	74.4

## Crimes Against Society, 2017-2021



**Crimes Against Society  
By Offense Type  
2017-2021**

Offense Type	2017	2018	2019	2020	2021
Animal Cruelty	45	82	100	88	120
Drug/Narcotic Violations	6,453	6,884	6,444	6,095	6,451
Drug Equipment Violations	5,971	6,250	6,087	5,961	6,284
Betting/Wagering					
Operating/Promoting Gambling	3		1	6	4
Gambling Equipment Violations			1	1	1
Sports Tampering					
Pornography/Obscene Material	172	139	178	194	251
Prostitution	20	5	14	5	19
Prostitution Assisting/Promoting	4	6	13	12	4
Purchasing Prostitution	45	12	17	17	17
Weapon Law Violations	633	646	609	641	681

**Crimes Against Society  
Arrest By Gender 2017-2021**

Year	Female	Male	Total
2017	2,363	5,739	8,102
2018	2,583	5,936	8,519
2019	2,418	5,524	7,942
2020	2,141	4,784	6,925
2021	2,124	4,604	6,728

**Crimes Against Society  
Arrest By Age Group 2017-2021**

Year	Juvenile	Adult	Total
2017	658	7,444	8,102
2018	605	7,914	8,519
2019	492	7,450	7,942
2020	506	6,419	6,925
2021	634	6,094	6,728

# Group B Offenses

---

Group B arrests include the offenses of Bad Checks, Curfew/Loitering/Vagrancy, Disorderly Conduct, Driving Under the Influence (DUI), Non-Violent Family Offenses, Liquor Law Violations, Peeping Tom, and Trespassing.

In 2021, the total number of Group B arrests reported was 14,051. This is a decrease of 2.4 percent from the 2020 total of 14,395.

Group B arrests accounted for 49 percent of all arrests reported in North Dakota.

More than 70 percent of the total Group B arrests were of male in 2021.

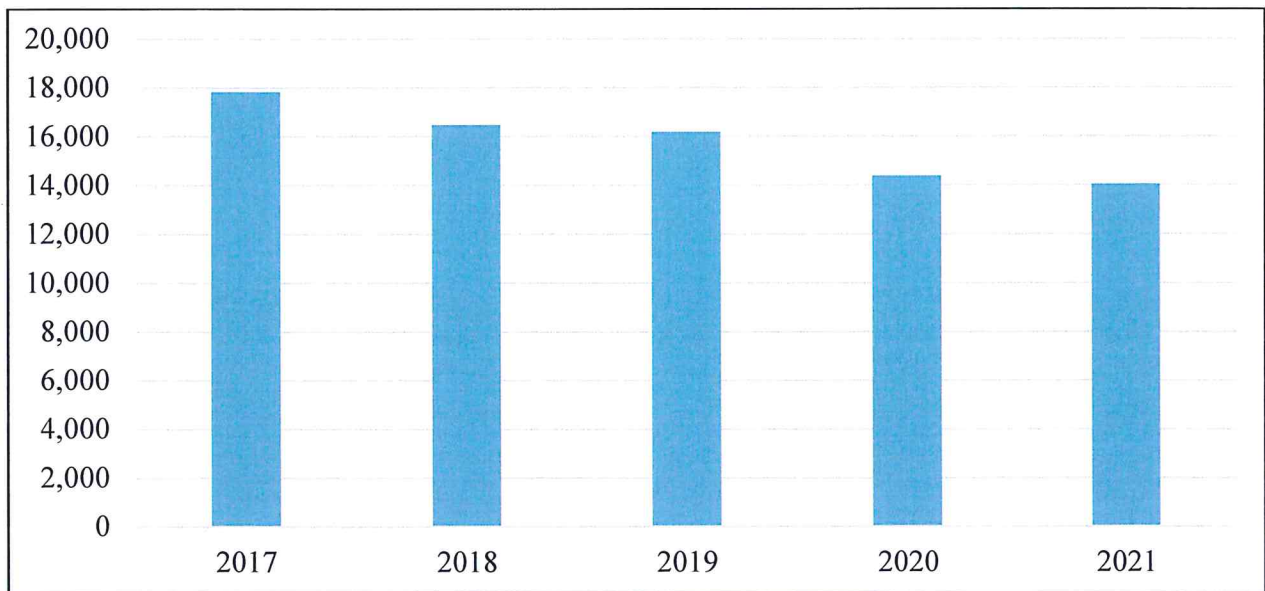
In 2021, juvenile arrests accounted for 14.6 percent of Group B arrests.

---

## Group B Arrests Summary

Year	Population	Group B Offenses	% Change in Number from Previous Year	Rate per 100,000 Population	% Change in Rate from Previous Year
2017	755,393	17,844	7.4%	2362.2	7.8%
2018	760,077	16,493	-7.6	2169.9	-8.1
2019	762,062	16,202	-1.8	2126.1	-2.0
2020	765,309	14,395	-11.2	1880.9	-11.5
2021	774,948	14,051	-2.4	1813.2	-3.6

## Group B Arrests Summary 2017-2021



**Group B Arrests  
By Offense Type  
2017-2021**

Offense Type	2017	2018	2019	2020	2021
Bad Checks	45	43	68	20	13
Curfew/Loitering/Vagrancy	107	110	70	174	79
Disorderly Conduct	1,833	1,590	1,738	1,139	1,312
DUI	5,597	5,148	4,828	4,175	4,040
Family-Non Violent	295	357	448	328	332
Liquor Law Violations	2,893	2,629	2,473	2,615	2,088
Peeping Tom	3	2	1		2
Trespass	965	912	1,026	950	910
All Other Offenses	6,106	5,702	5,550	4,994	5,275

**Group B Arrests  
By Gender 2017-2021**

Year	Female	Male	Total
2017	5,274	12,570	17,844
2018	4,588	11,905	16,493
2019	4,593	11,609	16,202
2020	4,178	10,217	14,395
2021	4,184	9,867	14,051

**Group B Arrests  
By Age Group 2017-2021**

Year	Juvenile	Adult	Total
2017	2,362	15,482	17,844
2018	2,175	14,318	16,493
2019	2,258	13,944	16,202
2020	1,811	12,584	14,395
2021	2,047	12,004	14,051

# ARREST ANALYSIS

---

---

# Arrests in 2021

---

Although primarily an indication of law enforcement activity, the number of arrests reported does provide a limited profile of the perpetrators of crime, especially for those crimes that have high clearance rates. Differing arrest practices, policies, and enforcement emphasis among agencies influence the volume of arrests for various offenses, particularly those against public order such as vagrancy, disorderly conduct, and related violations. However, arrests for serious crimes, e.g., robbery or burglary, are more likely to be uniform throughout all jurisdictions across the state.

The NIBRS program requires that an arrest be counted for each separate occasion an individual is taken into custody. Although several charges may be lodged against a person at the time of the arrest, only one arrest is counted for each time the person is taken into custody.

North Dakota law enforcement agencies reported 28,672 arrests in 2021. A total of 29,407 arrests was reported in 2020.

In 2021, over 14 percent of total arrests were arrests of juveniles. More than 65 percent of the total was arrests of males.

The total of 6,790 reported arrests for DUI and liquor law violations represents 23.7 percent of the total arrests reported in the state of North Dakota in 2021. Arrests for DUI decreased from 4,175 in 2020 to 4,040 in 2021. Liquor law violation arrests decreased 20.2 percent from 2,615 in 2020 to 2,088 reported in 2021.

More than 68 percent of total arrests were white; over 17 percent were Native American.

These statistics are provided by local law enforcement agencies that contribute to the North Dakota IBR program. When available, only homicide arrest figures for reservations in the state are included in these totals. Tribal law enforcement agencies do not participate in the ND IBR program.

**Annual Comparison of Reported Arrests,  
2020-2021**

Number of Arrestees	2020	2021	% Change
<b>Crimes Against Persons</b>			
Murder	29	15	-48.3%
Negligent Manslaughter	4	4	0.0
Kidnapping/Abduction	25	24	-4.0
Rape	39	46	17.9
Sodomy	8	5	-37.5
Sexual Assault w/Object	1		-100.0
Fondling	60	66	10.0
Incest	2		-100.0
Statutory Rape	21	21	0.0
Aggravated Assault	644	638	-0.9
Simple Assault	2,243	2,439	8.7
Intimidation	483	507	5.0
Stalking	32	49	53.1
Commercial Sex Acts			
Involuntary Servitude			
<b>Crimes Against Property</b>			
Arson	18	34	88.9
Bribery			
Burglary	341	323	-5.3
Counterfeiting/Forgery	165	109	-33.9
Destruction/Damage/Vandalism	478	513	7.3
Embezzlement	36	28	-22.2
Extortion/Blackmail	6	1	-83.3
False Pretenses	370	412	11.4
Credit Card/ATM Fraud	18	11	-38.9
Impersonation	80	41	-48.8
Welfare Fraud		1	
Wire Fraud	2	2	0.0
Identity Theft	58	80	37.9
Hacking / Computer Invasion		1	
Motor Vehicle Theft	282	226	-19.9
Robbery	63	54	-14.3
Stolen Property Offenses	339	344	1.5
Pocket-picking	1	5	400.0
Purse-snatching		1	
Shoplifting	1,382	1,047	-24.2
Theft From Building	83	66	-20.5
Theft From Coin Machine		1	
Theft From Motor Vehicle	139	154	10.8
Theft of Motor Vehicle Parts	6	7	16.7
All Other Larceny/Theft	629	618	-1.7



**Annual Comparison of Reported Arrests,  
2020-2021  
Continued**

<b>Number of Arrestees</b>	<b>2020</b>	<b>2021</b>	<b>% Change</b>
<b>Crimes Against Society</b>			
Animal Cruelty	10	23	130.0
Drug/Narcotic Violations	4,262	4,201	-1.4
Drug Equipment Violations	2,328	2,200	-5.5
Betting/Wagering			
Gambling Equipment Violations			
Operating/Promoting Gambling		2	
Sports Tampering			
Pornography/Obscene Material	31	45	45.2
Prostitution	4	2	-50.0
Prostitution - Assisting/Promoting	7	1	-85.7
Purchasing Prostitution	3	3	0.0
Weapon Law Violations	280	251	-10.4
<b>Group B Offenses</b>			
Bad Checks	20	13	-35.0
Curfew/Loitering/Vagrancy	174	79	-54.6
Disorderly Conduct	1,139	1,312	15.2
Driving Under the Influence	4,175	4,040	-3.2
Family-Non Violent	328	332	1.2
Liquor Law Violations	2,615	2,088	-20.2
Peeping Tom		2	
Trespass	950	910	-4.2
All Other Offenses	4,994	5,275	5.6
<b>Total Arrests</b>	<b>29,407</b>	<b>28,672</b>	<b>-2.5</b>

## Juvenile and Adult Arrests, 2021

Number of Arrestees	Juvenile	Adult	Total
<b>Crimes Against Persons</b>			
Murder		15	15
Negligent Manslaughter	1	3	4
Kidnapping/Abduction	1	23	24
Rape	13	33	46
Sodomy	1	4	5
Sexual Assault w/Object			
Fondling	22	44	66
Incest			
Statutory Rape	2	19	21
Aggravated Assault	52	586	638
Simple Assault	502	1,937	2,439
Intimidation	122	385	507
Stalking	2	47	49
Commercial Sex Acts			
Involuntary Servitude			
<b>Crimes Against Property</b>			
Arson	4	30	34
Bribery			
Burglary	42	281	323
Counterfeiting/Forgery		109	109
Destruction/Damage/Vandalism	194	319	513
Embezzlement	1	27	28
Extortion/Blackmail	1		1
False Pretenses	13	399	412
Credit Card/ATM Fraud	2	9	11
Impersonation	5	36	41
Welfare Fraud		1	1
Wire Fraud		2	2
Identity Theft	6	74	80
Hacking / Computer Invasion		1	1
Motor Vehicle Theft	51	175	226
Robbery	2	52	54
Stolen Property Offenses	36	308	344
Pocket-picking		5	5
Purse-snatching		1	1
Shoplifting	145	902	1,047
Theft From Building	14	52	66
Theft From Coin Machine		1	1
Theft From Motor Vehicle	28	126	154
Theft of Motor Vehicle Parts	1	6	7
All Other Larceny/Theft	113	505	618

**Juvenile and Adult Arrests  
By Offense, 2021  
Continued**

Number of Arrestees	Juvenile	Adult	Total
<b>Crimes Against Society</b>			
Animal Cruelty	1	22	23
Drug/Narcotic Violations	453	3,748	4,201
Drug Equipment Violations	140	2,060	2,200
Betting/Wagering			
Gambling Equipment Violations			
Operating/Promoting Gambling		2	2
Sports Tampering			
Pornography/Obscene Material	24	21	45
Prostitution		2	2
Prostitution - Assisting/Promoting		1	1
Purchasing Prostitution		3	3
Weapon Law Violations	16	235	251
<b>Group B Offenses</b>			
Bad Checks		13	13
Curfew/Loitering/Vagrancy	79		79
Disorderly Conduct	654	658	1,312
Driving Under the Influence	32	4,008	4,040
Family-Non Violent	211	121	332
Liquor Law Violations	334	1,754	2,088
Peeping Tom	1	1	2
Trespass	61	849	910
All Other Offenses	675	4,600	5,275
<b>Total Arrests</b>	<b>4,057</b>	<b>24,615</b>	<b>28,672</b>

## Arrests by Gender, 2021

Number of Arrestees	Female	Male	Total
<b>Crimes Against Persons</b>			
Murder	2	13	15
Negligent Manslaughter	0	4	4
Kidnapping/Abduction	5	19	24
Rape	2	44	46
Sodomy		5	5
Sexual Assault w/Object			
Fondling	4	62	66
Incest			
Statutory Rape		21	21
Aggravated Assault	113	525	638
Simple Assault	877	1,562	2,439
Intimidation	84	423	507
Stalking	11	38	49
Commercial Sex Acts			
Involuntary Servitude			
<b>Crimes Against Property</b>			
Arson	7	27	34
Bribery			
Burglary	78	245	323
Counterfeiting/Forgery	37	72	109
Destruction/Damage/Vandalism	124	389	513
Embezzlement	19	9	28
Extortion/Blackmail		1	1
False Pretenses	137	275	412
Credit Card/ATM Fraud	4	7	11
Impersonation	11	30	41
Welfare Fraud	1		1
Wire Fraud		2	2
Identity Theft	36	44	80
Hacking / Computer Invasion		1	1
Motor Vehicle Theft	54	172	226
Robbery	13	41	54
Stolen Property Offenses	75	269	344
Pocket-picking	2	3	5
Purse-snatching	1		1
Shoplifting	487	560	1,047
Theft From Building	26	40	66
Theft From Coin Machine		1	1
Theft From Motor Vehicle	24	130	154
Theft of Motor Vehicle Parts		7	7
All Other Larceny/Theft	202	416	618

**Arrests by Gender, 2021  
Continued**

Number of Arrestees	Female	Male	Total
<b>Crimes Against Society</b>			
Animal Cruelty	7	16	23
Drug/Narcotic Violations	1,311	2,890	4,201
Drug Equipment Violations	769	1,431	2,200
Betting/Wagering			
Gambling Equipment Violations			
Operating/Promoting Gambling		2	2
Sports Tampering			
Pornography/Obscene Material	6	39	45
Prostitution	2		2
Prostitution - Assisting/Promoting		1	1
Purchasing Prostitution		3	3
Weapon Law Violations	29	222	251
<b>Group B Offenses</b>			
Bad Checks	8	5	13
Curfew/Loitering/Vagrancy	31	48	79
Disorderly Conduct	425	887	1,312
Driving Under the Influence	993	3,047	4,040
Family-Non Violent	178	154	332
Liquor Law Violations	710	1,378	2,088
Peeping Tom		2	2
Trespass	236	674	910
All Other Offenses	1,603	3,672	5,275
<b>Total Arrests</b>	<b>8,744</b>	<b>19,928</b>	<b>28,672</b>

## Arrests by Race, 2021

Number of Arrestees	White	African American	Amer. Indian/ Alaskan Native	Asian/ Pacific Islander	Native Hawaiian	Unk	Total
<b>Crimes Against Persons</b>							
Murder	3	8	3	1			15
Negligent Manslaughter	2		2				4
Kidnapping/Abduction	10	6	7			1	24
Rape	25	10	10			1	46
Sodomy	2	1	2				5
Sexual Assault w/Object							
Fondling	42	12	8			4	66
Incest							
Statutory Rape	15	1	5				21
Aggravated Assault	362	147	115	6	1	7	638
Simple Assault	1,530	387	454	22		46	2,439
Intimidation	340	93	64	3		7	507
Stalking	40	4	2			3	49
Commercial Sex Acts							
Involuntary Servitude							
<b>Crimes Against Property</b>							
Arson	21	4	9				34
Bribery							
Burglary	206	36	75	1		5	323
Counterfeiting/Forgery	75	12	20			2	109
Destruction/Damage/Vandalism	331	57	111	6	2	6	513
Embezzlement	19	6				3	28
Extortion/Blackmail	1						1
False Pretenses	238	37	118	1		18	412
Credit Card/ATM Fraud	6	3	1	1			11
Impersonation	25	9	7				41
Welfare Fraud	1						1
Wire Fraud	1	1					2
Identity Theft	53	11	14			2	80
Hacking / Computer Invasion	1						1
Motor Vehicle Theft	129	24	69			4	226
Robbery	23	15	16				54
Stolen Property Offenses	216	46	74	3		5	344
Pocket-picking	4		1				5
Purse-snatching	1						1
Shoplifting	698	98	240	6		5	1,047
Theft From Building	40	7	18	1			66
Theft From Coin Machine	1						1

**Arrests by Race, 2021**  
**Continued**

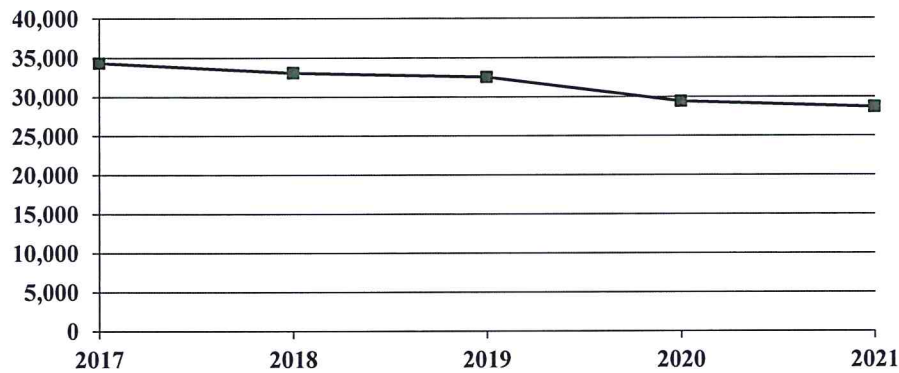
Number of Arrestees	White	African American	Amer. Indian/Alaskan Native	Asian/Pacific Islander	Native Hawaiian	Unk	Total
<b>Crimes Against Property – cont.</b>							
Theft From Motor Vehicle	101	9	38	3		3	154
Theft of Motor Vehicle Parts	7						7
All Other Larceny/Theft	415	88	104	1		10	618
<b>Crimes Against Society</b>							
Animal Cruelty	19	2	1			1	23
Drug/Narcotic Violations	2,752	608	720	29	3	89	4,201
Drug Equipment Violations	1,462	175	499	11		53	2,200
Betting/Wagering							
Gambling Equipment Violations							
Operating/Promoting Gambling	1	1					2
Sports Tampering							
Pornography/Obscene Material	33	7	2	1	1	1	45
Prostitution	2						2
Prostitution - Assisting/Promoting	1						1
Purchasing Prostitution	2			1			3
Weapon Law Violations	161	41	37	3		9	251
<b>Group B Offenses</b>							
Bad Checks	13						13
Curfew/Loitering/Vagrancy	54	8	14	3			79
Disorderly Conduct	871	179	216	19		27	1,312
Driving Under the Influence	3,182	254	428	38	2	136	4,040
Family-Non Violent	212	19	84	2		15	332
Liquor Law Violations	1,605	130	292	13		48	2,088
Peeping Tom	2						2
Trespass	511	142	241	3		13	910
All Other Offenses	3,665	681	814	31		84	5,275
<b>Total Arrests</b>	<b>19,532</b>	<b>3,379</b>	<b>4,935</b>	<b>209</b>	<b>9</b>	<b>608</b>	<b>28,672</b>

# Arrests 2017-2021

## Arrest Summary

Year	Population	Arrest Total	% Change from Previous Year	Rate per 100,000 Pop.
2017	755,393	34,309	6.1%	4541.9
2018	760,077	33,056	-3.7	4349.0
2019	762,062	32,489	-1.7	4263.3
2020	765,309	29,407	-9.5	3842.5
2021	774,948	28,672	-2.5	3699.9

## Arrest Totals, 2017-2021



## Arrests By Age Group 2017-2021

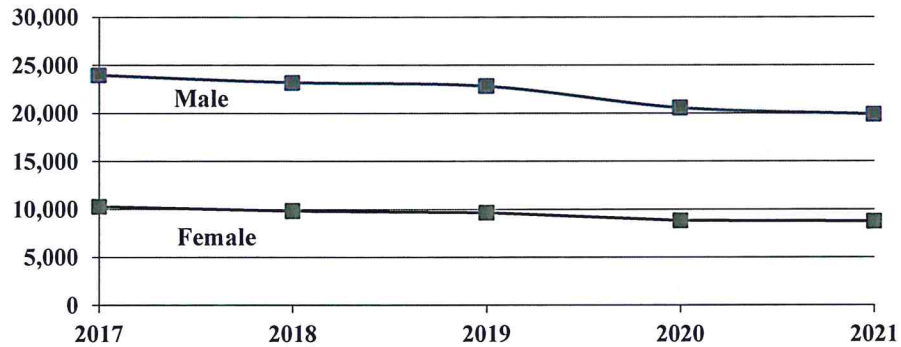
Age Group	2017	2018	2019	2020	2021
Under 10	72	71	39	6	4
10 - 17	4,284	3,938	4,113	3,402	4,053
18 - 24	9,286	8,316	7,352	6,751	5,957
25 - 34	10,595	10,384	10,215	9,482	8,628
35 - 44	5,429	5,776	6,005	5,612	5,767
45 - 54	3,029	2,932	3,013	2,537	2,571
55 - 64	1,381	1,344	1,455	1,305	1,352
65 and over	233	295	297	312	340



### Arrests By Gender, 2017-2021

Year	Male	% of Total	Female	% of Total	Total
2017	24,007	70.0%	10,302	30.0%	34,309
2018	23,229	70.3	9,827	29.7	33,056
2019	22,853	70.3	9,636	29.7	32,489
2020	20,614	70.1	8,793	29.9	29,407
2021	19,928	69.5	8,744	30.5	28,672

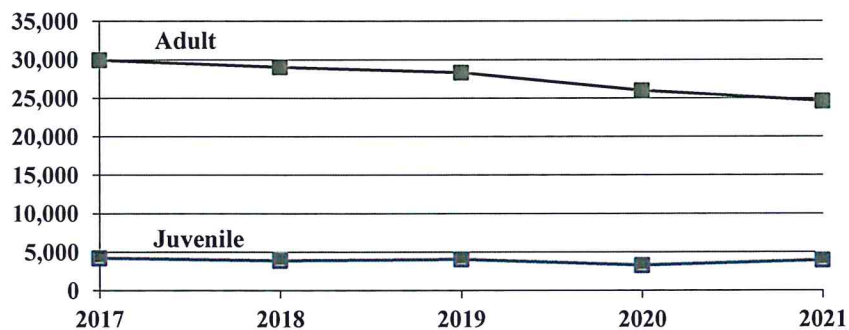
### Arrests By Gender, 2017-2021



### Juvenile and Adult Arrests 2017-2021

Year	Juvenile	Percent of Total	Adult	Percent of Total	Total
2017	4,356	12.7%	29,953	87.3%	34,309
2018	4,009	12.1	29,047	87.9	33,056
2019	4,152	12.8	28,337	87.2	32,489
2020	3,408	11.6	25,999	88.4	29,407
2021	4,057	14.1	24,615	85.9	28,672

### Juvenile and Adult Arrests 2017-2021



## Arrests by Offense, 2017-2021

Number of Arrestees	2017	2018	2019	2020	2021
<b>Crimes Against Persons</b>					
Murder	9	12	21	29	15
Negligent Manslaughter	2	2	3	4	4
Kidnapping/Abduction	19	35	25	25	24
Rape	48	39	54	39	46
Sodomy	4	7	7	8	5
Fondling	77	53	72	60	66
Sexual Assault w/Object	1	1	1	1	
Incest	4	2	2	2	
Statutory Rape	24	28	19	21	21
Aggravated Assault	575	606	615	644	638
Simple Assault	2,220	2,360	2,345	2,243	2,439
Intimidation	371	461	451	483	507
Stalking	23	40	32	32	49
Commercial Sex Acts	1	2			
Involuntary Servitude					
<b>Crimes Against Property</b>					
Arson	14	9	21	18	34
Bribery		2	2		
Burglary	316	256	310	341	323
Counterfeiting/Forgery	143	141	161	165	109
Destruction/Damage/Vandalism	463	442	501	478	513
Embezzlement	53	34	49	36	28
Extortion/Blackmail				6	1
False Pretenses	229	227	271	370	412
Credit Card/ATM Fraud	30	25	37	18	11
Impersonation	66	32	64	80	41
Welfare Fraud					1
Wire Fraud	1	1		2	2
Identity Theft	37	40	55	58	80
Hacking / Computer Invasion					1
Motor Vehicle Theft	206	216	235	282	226
Robbery	68	63	63	63	54
Stolen Property Offenses	285	277	305	339	344
Pocket-picking				1	5
Purse-snatching	1		1		1
Shoplifting	2,010	1,634	1,659	1,382	1,047
Theft From Building	127	133	122	83	66
Theft From Coin Machine		4	2		1
Theft From Motor Vehicle	108	103	123	139	154
Theft of Motor Vehicle Parts	3	1	2	6	7
All Other Larceny/Theft	825	756	715	629	618

**Arrests by Offense, 2017-2021**  
**Continued**

Number of Arrestees	2017	2018	2019	2020	2021
<b>Crimes Against Society</b>					
Animal Cruelty	10	13	22	10	23
Drug/Narcotic Violations	5,078	5,455	5,009	4,262	4,201
Drug Equipment Violations	2,646	2,675	2,547	2,328	2,200
Betting/Wagering					
Gambling Equipment Violations					
Operating/Promoting Gambling	1	1	2		2
Sports Tampering					
Pornography/Obscene Material	32	23	38	31	45
Prostitution	21	7	14	4	2
Prostitution - Assisting/Promoting		2	5	7	1
Purchasing Prostitution	17	2		3	3
Weapon Law Violations	297	341	305	280	251
<b>Group B Offenses</b>					
Bad Checks	45	43	68	20	13
Curfew/Loitering/Vagrancy	107	110	70	174	79
Disorderly Conduct	1,833	1,590	1,738	1,139	1,312
Driving Under the Influence	5,597	5,148	4,828	4,175	4,040
Family-Non Violent	295	357	448	328	332
Liquor Law Violations	2,893	2,629	2,473	2,615	2,088
Peeping Tom	3	2	1		2
Trespass	965	912	1,026	950	910
All Other Offenses	6,106	5,702	5,550	4,994	5,275
<b>Total Arrests</b>	<b>34,309</b>	<b>33,056</b>	<b>32,489</b>	<b>29,407</b>	<b>28,672</b>

## Juvenile Arrests by Offense, 2017-2021

Number of Arrestees	2017	2018	2019	2020	2021
<b>Crimes Against Persons</b>					
Murder			2		
Negligent Manslaughter					1
Kidnapping/Abduction		5	1	1	1
Rape	10	14	4	8	13
Sodomy	2	4	2	4	1
Fondling	33	21	30	21	22
Sexual Assault w/Object		1			
Incest	1	1			
Statutory Rape	5	8	1	5	2
Aggravated Assault	40	63	51	45	52
Simple Assault	349	406	441	333	502
Intimidation	64	90	78	75	122
Stalking	3	3	4	4	2
Commercial Sex Acts					
Involuntary Servitude					
<b>Crimes Against Property</b>					
Arson	4	2	8	4	4
Bribery					
Burglary	50	44	69	49	42
Counterfeiting/Forgery	5	4	4	8	
Destruction/Damage/Vandalism	143	122	183	155	194
Embezzlement	7	2	5	3	1
Extortion/Blackmail				2	1
False Pretenses	5	4	5	21	13
Credit Card/ATM Fraud	4	6	6	2	2
Impersonation	3	8	1	5	5
Welfare Fraud					
Wire Fraud				2	
Identity Theft	4	2	2	1	6
Hacking / Computer Invasion					
Motor Vehicle Theft	46	51	59	62	51
Robbery	8	9	7	7	2
Stolen Property Offenses	23	21	16	36	36
Pocket-picking					
Purse-snatching					
Shoplifting	350	189	237	135	145
Theft From Building	19	25	27	13	14
Theft From Coin Machine		1	1		
Theft From Motor Vehicle	23	11	30	31	28
Theft of Motor Vehicle Parts				1	1
All Other Larceny/Theft	135	112	128	58	113

**Juvenile Arrests by Offense, 2017-2021**  
**Continued**

Number of Arrestees	2017	2018	2019	2020	2021
<b>Crimes Against Society</b>					
Animal Cruelty		1			1
Drug/Narcotic Violations	439	430	332	324	453
Drug Equipment Violations	173	143	124	156	140
Betting/Wagering					
Gambling Equipment Violations					
Operating/Promoting Gambling					
Sports Tampering					
Pornography/Obscene Material	14	8	14	13	24
Prostitution	2				
Prostitution - Assisting/Promoting					
Purchasing Prostitution					
Weapon Law Violations	30	23	22	13	16
<b>Group B Offenses</b>					
Bad Checks					
Curfew/Loitering/Vagrancy	106	106	69	170	79
Disorderly Conduct	658	644	740	429	654
Driving Under the Influence	24	41	23	48	32
Family-Non Violent	163	244	299	230	211
Liquor Law Violations	478	385	410	449	334
Peeping Tom	1	2			1
Trespass	67	24	37	34	61
All Other Offenses	865	729	680	451	675
<b>Total Arrests</b>	<b>4,356</b>	<b>4,009</b>	<b>4,152</b>	<b>3,408</b>	<b>4,057</b>

**Juvenile Arrests**  
**By Gender 2017-2021**

Year	Male	% of Total	Female	% of Total	Total
2017	2,564	58.9%	1,792	41.1%	4,356
2018	2,466	61.5	1,543	38.5	4,009
2019	2,622	63.2	1,530	36.8	4,152
2020	2,027	59.5	1,381	40.5	3,408
2021	2,478	61.7	1,579	38.9	4,057

## Adult Arrests by Offense, 2017-2021

Number of Arrestees	2017	2018	2019	2020	2021
<b>Crimes Against Persons</b>					
Murder	9	12	19	29	15
Negligent Manslaughter	2	2	3	4	3
Kidnapping/Abduction	19	30	24	24	23
Rape	38	25	50	31	33
Sodomy	2	3	5	4	4
Fondling	44	32	42	39	44
Sexual Assault w/Object	1		1	1	
Incest	3	1	2	2	
Statutory Rape	19	20	18	16	19
Aggravated Assault	535	543	564	599	586
Simple Assault	1,871	1,954	1,904	1,910	1,937
Intimidation	307	371	373	408	385
Stalking	20	37	28	28	47
Commercial Sex Acts	1	2			
Involuntary Servitude					
<b>Crimes Against Property</b>					
Arson	10	7	13	14	30
Bribery		2	2		
Burglary	266	212	241	292	281
Counterfeiting/Forgery	138	137	157	157	109
Destruction/Damage/Vandalism	320	320	318	323	319
Embezzlement	46	32	44	33	27
Extortion/Blackmail				4	
False Pretenses	224	223	266	349	399
Credit Card/ATM Fraud	26	19	31	16	9
Impersonation	63	24	63	75	36
Welfare Fraud					1
Wire Fraud	1	1			2
Identity Theft	33	38	53	57	74
Hacking/Computer Invasion					1
Motor Vehicle Theft	160	165	176	220	175
Robbery	60	54	56	56	52
Stolen Property Offenses	262	256	289	303	308
Pocket-picking				1	5
Purse-snatching	1		1		1
Shoplifting	1,660	1,445	1,422	1,247	902
Theft From Building	108	108	95	70	52
Theft From Coin Machine		3	1		1
Theft From Motor Vehicle	85	92	93	108	126
Theft of Motor Vehicle Parts	3	1	2	5	6
All Other Larceny/Theft	690	644	587	571	505

**Adult Arrests by Offense, 2017-2021**  
**Continued**

Number of Arrestees	2017	2018	2019	2020	2021
<b>Crimes Against Society</b>					
Animal Cruelty	10	12	22	10	22
Drug/Narcotic Violations	4,639	5,025	4,677	3,938	3,748
Drug Equipment Violations	2,473	2,532	2,423	2,172	2,060
Betting/Wagering					
Gambling Equipment Violations					
Operating/Promoting Gambling	1	1	2		2
Sports Tampering					
Pornography/Obscene Material	18	15	24	18	21
Prostitution	19	7	14	4	2
Prostitution - Assisting/Promoting		2	5	7	1
Purchasing Prostitution	17	2		3	3
Weapon Law Violations	267	318	283	267	235
<b>Group B Offenses</b>					
Bad Checks	45	43	68	20	13
Curfew/Loitering/Vagrancy	1	4	1	4	
Disorderly Conduct	1,175	946	998	710	658
Driving Under the Influence	5,573	5,107	4,805	4,127	4,008
Family-Non Violent	132	113	149	98	121
Liquor Law Violations	2,415	2,244	2,063	2,166	1,754
Peeping Tom	2		1		1
Trespass	898	888	989	916	849
All Other Offenses	5,241	4,973	4,870	4,543	4,600
<b>Total Arrests</b>	<b>29,953</b>	<b>29,047</b>	<b>28,337</b>	<b>25,999</b>	<b>24,615</b>

**Adult Arrests**  
**By Gender, 2017-2021**

Year	Male	% of Total	Female	% of Total	Total
2017	21,443	71.6%	8,510	28.4%	29,953
2018	20,763	71.5	8,284	28.5	29,047
2019	20,231	71.4	8,106	28.6	28,337
2020	18,587	71.5	7,412	28.5	25,999
2021	17,450	70.9	7,165	29.1	24,615

# Drug/Narcotics Violation Analysis

---

Drug/Narcotic Violations offenses increased by 5.8 percent from a total of 6,095 in 2020 to 6,451 in 2021.

More than 44 percent of the drug types for 2021 involved marijuana.

Drug/Narcotic Violations arrests decreased by 1.4 percent from a total of 4,262 in 2020 to 4,201 in 2021. The arrest totals shown should not be interpreted as the number of individuals arrested for drug offenses because it is possible that some individuals may have been arrested on more than one occasion for this offense.

Nearly 69 percent of drug arrests in 2021 were arrests of males.

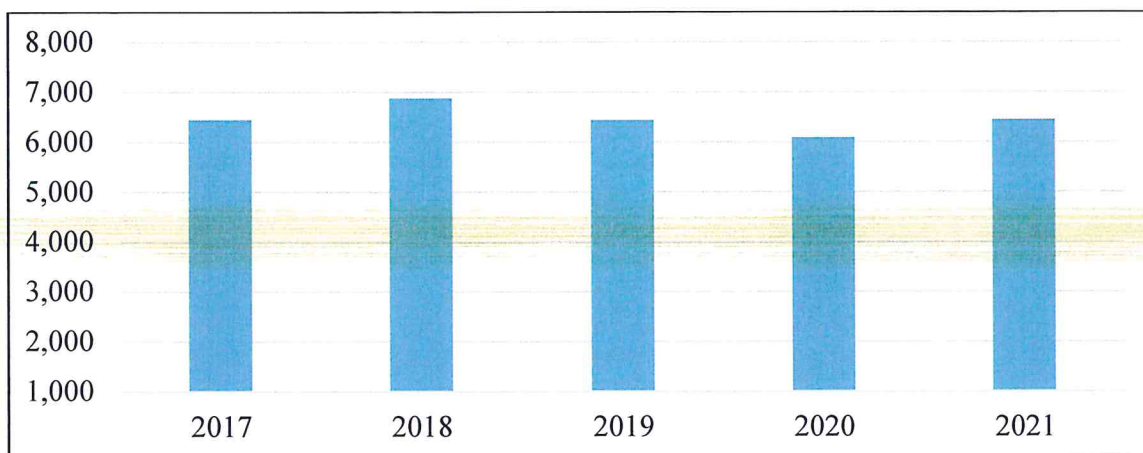
Juveniles (persons under the age of 18) comprised 10.8 percent of the total in 2021.

---

## Drug/Narcotic Violations Offense Totals 2017-2021

Year	Total	% Change from Previous Year
2017	6,453	6.0%
2018	6,884	6.7
2019	6,444	-6.4
2020	6,095	-5.4
2021	6,451	5.8

## Drug/Narcotic Violations Offense Totals 2017-2021





**Drug Types Seized in  
Drug/Narcotic Violations\*  
2017-2021**

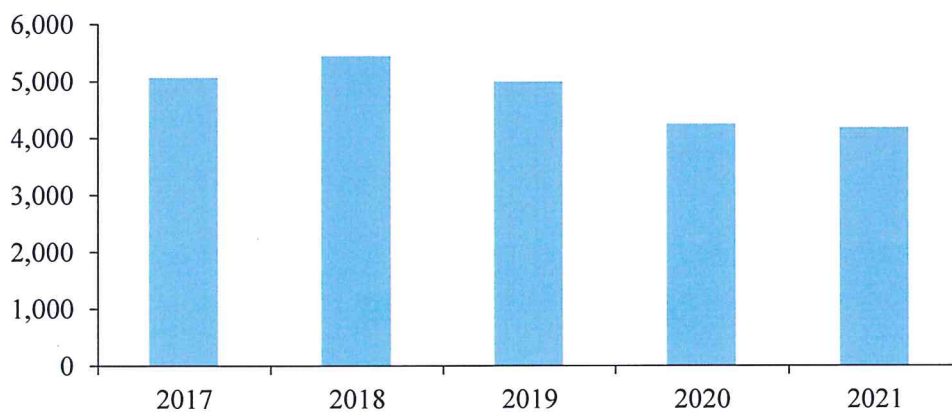
Drug Type	2017	2018	2019	2020	2021
Hashish	81	103	126	137	198
Marijuana	3,984	4,271	3,651	3,391	3,463
Crack Cocaine	15	9	16	15	15
Cocaine	142	118	110	116	99
Heroin	299	292	325	355	296
Morphine	18	14	14	11	11
Opium	46	52	29	25	85
Other Narcotics	297	249	290	274	291
Barbiturates	15	11	6	11	16
Other Depressants	126	109	81	109	149
Amphetamines/Methamphetamines	2,050	2,407	2,498	2,215	2,410
Other Stimulants	79	58	45	43	60
LSD	33	30	25	38	29
PCP					1
Other Hallucinogens	48	79	111	109	124
Other Drugs	299	273	253	271	345
Unknown Type Drug	169	162	166	143	180

\*Up to 3 drug types may be selected for each incident.

**Arrests for Drug/Narcotic Violations Offense  
2017-2021**

Year	Total	% Change from Previous Year
2017	5,078	4.4%
2018	5,455	7.4
2019	5,009	-8.2
2020	4,262	-14.9
2021	4,201	-1.4

**Arrests for Drug/Narcotic Violations Offense  
2017-2021**



**Drug/Narcotic Violations Arrests  
By Gender, 2017-2021**

Year	Male	Percent of Total	Female	Percent of Total	Total
2017	3,560	70.1%	1,518	29.9%	5,078
2018	3,774	69.2	1,681	30.8	5,455
2019	3,470	69.3	1,539	30.7	5,009
2020	2,938	68.9	1,324	31.1	4,262
2021	2,890	68.8	1,311	31.2	4,201

**Drug/Narcotic Violations Arrests  
By Age Category, 2017-2021**

Year	Juvenile	Percent of Total	Adult	Percent of Total	Total
2017	439	8.6%	4,639	91.4%	5,078
2018	430	7.9	5,025	92.1	5,455
2019	332	6.6	4,677	93.4	5,009
2020	324	7.6	3,938	92.4	4,262
2021	453	10.8	3,748	89.2	4,201

**Drug/Narcotic Violations Arrests  
By Age Group, 2017-2021**

Age Group	2017	2018	2019	2020	2021
10 - 17	439	430	332	324	453
18 - 24	1,538	1,720	1,382	1,164	965
25 - 34	1,773	1,784	1,735	1,475	1,369
35 - 44	768	928	922	806	861
45 - 54	373	424	419	326	353
55 - 64	171	156	197	147	167
65 and over	16	13	22	20	33

# DUI Analysis

---

Reported DUI arrests decreased 3.2 percent from 4,175 in 2020 to 4,040 in 2021. The arrest totals should not be interpreted as the number of individuals arrested for DUI offenses because it is possible that some individuals may have been arrested on more than one occasion.

More than 75 percent of the DUI arrests in 2021 were arrests of males.

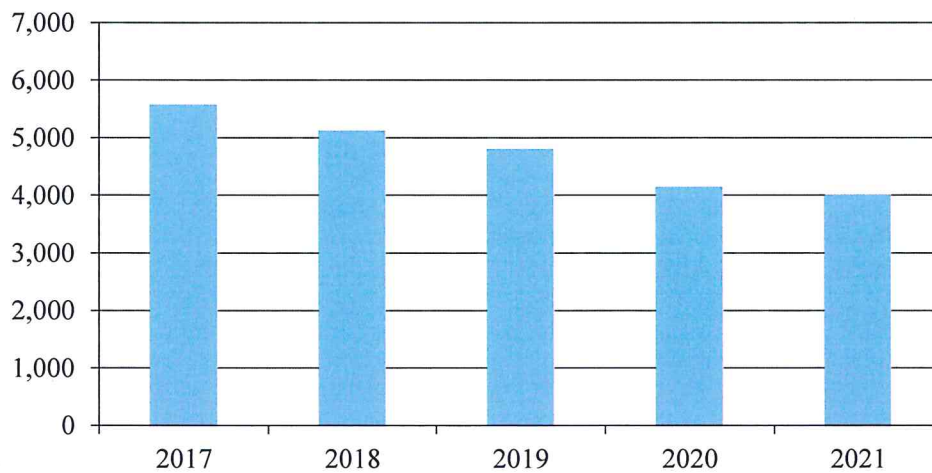
Juveniles, persons under the age of 18, made up 0.8 percent of the total in 2021.

---

## DUI Arrests 2017-2021

Year	DUI Arrests Reported	Percent Change from Previous Year
2017	5,597	3.5%
2018	5,148	-8.0
2019	4,828	-6.2
2020	4,175	-13.5
2021	4,040	-3.2

## DUI Arrests 2017-2021



**DUI Arrests  
By Gender, 2017-2021**

Year	Male	Percent of Total	Female	Percent of Total	Total
2017	4,295	76.7%	1,302	23.3%	5,597
2018	3,902	75.8	1,246	24.2	5,148
2019	3,727	77.2	1,101	22.8	4,828
2020	3,148	75.4	1,027	24.6	4,175
2021	3,047	75.4	993	24.6	4,040

**DUI Arrests  
By Age Category, 2017-2021**

Year	Juvenile	Percent of Total	Adult	Percent of Total	Total
2017	24	0.4%	5,573	99.6%	5,597
2018	41	0.8	5,107	99.2	5,148
2019	23	0.5	4,805	99.5	4,828
2020	48	1.1	4,127	98.9	4,175
2021	32	0.8	4,008	99.2	4,040

**DUI Arrests  
By Age Group, 2017-2021**

Age Group	2017	2018	2019	2020	2021
10 - 17	24	41	23	48	32
18 - 24	1,242	1,078	946	916	861
25 - 34	1,982	1,796	1,696	1,435	1,277
35 - 44	1,110	1,032	1,002	890	943
45 - 54	768	698	682	463	503
55 - 64	381	394	384	324	314
65 and over	90	109	95	99	110

# **REPORTING SHERIFF'S OFFICES**

---

# Adams County Sheriff's Office – 2021

2021 Population Estimate		2,169		Offenses (*)		Arrests (**)	
Offense Overview				Reported	Cleared	Adult	Juvenile
Offense Total	54						
Number Cleared	5						
Percent Cleared	9.26%						
Group A Crimes per 100,000 population	2,489.6						
Arrest Overview							
Total Arrests	11						
Adult Arrests	11						
Juvenile Arrests	0						
Unknown Age	0						
Arrests per 100,000 population	507.1						
Average number offenses/incident	1.04						
Domestic Incident Victims							
Offense	Reported	Cleared					
Murder and Nonnegligent Manslaughter	0	0					
Aggravated Assault	1	0					
Simple Assault	7	1					
Intimidation	2	0					
Stalking	0	0					
Rape	0	0					
Sodomy	0	0					
Sexual Assault With An Object	0	0					
Fondling	2	0					
Incest	0	0					
Statutory Rape	0	0					
Kidnapping/Abduction	0	0					
<b>Total</b>	<b>12</b>	<b>1</b>					
Group B Arrests							
Offense	Adult	Juvenile					
Bad Checks	0	0					
curfew/Locitering/Vagrancy Violations	0	0					
Disorderly Conduct	0	0					
Driving Under the Influence	3	0					
Family Offenses (Nonviolent)	0	0					
Liquor Law Violations	1	0					
Peeping Tom	0	0					
Trespass of Real Property	0	0					
All Other Offenses	3	0					
<b>Total Group B</b>	<b>7</b>	<b>0</b>					
(*) Offenses are counted using the FBI Units of Count for Crime							
(**) The 'Arrests' column shows arrests made during the selected period, regardless of incident date. Arrest counts may be higher than incident counts.							
(***) Negligent Manslaughter now includes the killing of another person associated with driving under the influence, distracted driving (using a cell or smartphone), and reckless driving fatalities.							
Group A Offenses				Reported	Cleared	Adult	Juvenile
Crimes Against Persons (***)							
Murder and Nonnegligent Manslaughter	0	0					
Negligent Manslaughter	0	0					
Aggravated Assault	2	0					
Simple Assault	10	1					
Intimidation	5	1					
Stalking	2	0					
Kidnapping/Abduction	0	0					
Rape	0	0					
Sodomy	0	0					
Sexual Assault With An Object	0	0					
Fondling	2	0					
Incest	0	0					
Statutory Rape	0	0					
Commercial Sex Acts	0	0					
Involuntary Servitude	0	0					
Crimes Against Property							
Arson	0	0					
Bribery	0	0					
Burglary/Breaking & Entering	4	2					
Counterfeiting/Forgery	2	0					
Destruction/Damage/Vandalism of Property	9	0					
Embezzlement	1	0					
Extortion/Blackmail	1	0					
False Pretenses/Swindle/Confidence Game	0	0					
Credit Card/Automated Teller Machine Fraud	0	0					
Impersonation	0	0					
Welfare Fraud	0	0					
Wire Fraud	2	0					
Identity Theft	0	0					
Hacking/Computer Invasion	0	0					
Robbery	0	0					
Pocket-picking	0	0					
Purse-snatching	0	0					
Shoplifting	0	0					
Theft From Building	1	0					
Theft From Coin Operated Machine or Device	0	0					
Theft From Motor Vehicle	0	0					
Theft of Motor Vehicle Parts/Accessories	0	0					
All Other Larceny	5	0					
Motor Vehicle Theft	1	0					
Stolen Property Offenses	2	0					
Crimes Against Society							
Drug/Narcotic Violations	2	1					
Drug Equipment Violations	1	0					
Betting/Wagering	0	0					
Operating/Promoting/Assisting Gambling	0	0					
Gambling Equipment Violations	0	0					
Sports Tampering	0	0					
Pornography/Obscene Material	0	0					
Prostitution	0	0					
Assisting or Promoting Prostitution	0	0					
Purchasing Prostitution	0	0					
Weapon Law Violations	1	0					
Animal Cruelty	1	0					
<b>Total Group A Offenses</b>	<b>54</b>	<b>5</b>				<b>4</b>	<b>0</b>

# Barnes County Sheriff's Office – 2021

2021 Population Estimate		4,051		Offenses (*)		Arrests (**)	
				Reported	Cleared	Adult	Juvenile
<b>Offense Overview</b>				<b>Group A Offenses</b>			
Offense Total	77	<b>Crimes Against Persons (***)</b>					
Number Cleared	41	Murder and Nonnegligent Manslaughter	0	0	0	0	
Percent Cleared	53.25%	Negligent Manslaughter	0	0	0	0	
Group A Crimes per 100,000 population	1,900.8	Aggravated Assault	3	0	0	0	
		Simple Assault	16	10	4	0	
		Intimidation	0	0	0	0	
		Stalking	0	0	0	0	
		Kidnapping/Abduction	2	1	0	0	
		Rape	1	0	1	0	
		Sodomy	0	0	0	0	
		Sexual Assault With An Object	0	0	0	0	
		Fondling	3	2	0	0	
		Incest	0	0	0	0	
		Statutory Rape	1	0	0	0	
		Commercial Sex Acts	0	0	0	0	
		Involuntary Servitude	0	0	0	0	
		<b>Crimes Against Property</b>					
		Arson	0	0	0	0	
		Bribery	0	0	0	0	
		Burglary/Breaking & Entering	8	0	0	0	
		Counterfeiting/Forgery	0	0	0	0	
		Destruction/Damage/Vandalism of Property	1	0	0	0	
		Embezzlement	0	0	0	0	
		Extortion/Blackmail	0	0	0	0	
		False Pretenses/Swindle/Confidence Game	0	0	0	0	
		Credit Card/Automated Teller Machine Fraud	0	0	0	0	
		Impersonation	0	0	0	0	
		Welfare Fraud	0	0	0	0	
		Wire Fraud	0	0	0	0	
		Identity Theft	0	0	0	0	
		Hacking/Computer Invasion	0	0	0	0	
		Robbery	0	0	0	0	
		Pocket-picking	0	0	0	0	
		Purse-snatching	0	0	0	0	
		Shoplifting	0	0	0	0	
		Theft From Building	3	0	0	0	
		Theft From Coin Operated Machine or Device	0	0	0	0	
		Theft From Motor Vehicle	0	0	0	0	
		Theft of Motor Vehicle Parts/Accessories	1	0	0	0	
		All Other Larceny	2	0	0	0	
		Motor Vehicle Theft	4	0	0	0	
		Stolen Property Offenses	1	0	0	0	
		<b>Crimes Against Society</b>					
		Drug/Narcotic Violations	13	12	5	0	
		Drug Equipment Violations	16	14	11	0	
		Betting/Wagering	0	0	0	0	
		Operating/Promoting/Assisting Gambling	0	0	0	0	
		Gambling Equipment Violations	0	0	0	0	
		Sports Tampering	0	0	0	0	
		Pornography/Obscene Material	0	0	0	0	
		Prostitution	0	0	0	0	
		Assisting or Promoting Prostitution	0	0	0	0	
		Purchasing Prostitution	0	0	0	0	
		Weapon Law Violations	2	2	0	0	
		Animal Cruelty	0	0	0	0	
		<b>Total Group A Offenses</b>	<b>77</b>	<b>41</b>	<b>21</b>	<b>0</b>	
<b>Domestic Incident Victims</b>							
Offense	Reported	Cleared					
Murder and Nonnegligent Manslaughter	0	0					
Aggravated Assault	0	0					
Simple Assault	11	7					
Intimidation	0	0					
Stalking	0	0					
Rape	0	0					
Sodomy	0	0					
Sexual Assault With An Object	0	0					
Fondling	0	0					
Incest	0	0					
Statutory Rape	0	0					
Kidnapping/Abduction	0	0					
<b>Total</b>	<b>11</b>	<b>7</b>					
<b>Group B Arrests</b>							
Offense	Adult	Juvenile					
Bad Checks	0	0					
Curfew/Loitering/Vagrancy Violations	0	0					
Disorderly Conduct	0	0					
Driving Under the Influence	13	1					
Family Offenses (Nonviolent)	0	0					
Liquor Law Violations	8	0					
Peeping Tom	0	0					
Trespass of Real Property	2	0					
All Other Offenses	42	0					
<b>Total Group B</b>	<b>65</b>	<b>1</b>					

(\*) Offenses are counted using the FBI Units of Count for Crime  
 (\*\*) The 'Arrests' column shows arrests made during the selected period, regardless of incident date. Arrest counts may be higher than incident counts.

(\*\*\*) Negligent Manslaughter now includes the killing of another person associated with driving under the influence, distracted driving (using a cell or smartphone), and reckless driving fatalities.



# Benson County Sheriff's Office – 2021

2021 Population Estimate		6,759		Offenses (*)		Arrests (**)			
				Reported	Cleared	Adult	Juvenile		
<b>Offense Overview</b>				<b>Group A Offenses</b>					
Offense Total	90	<b>Crimes Against Persons (***)</b>							
Number Cleared	75	Murder and Nonnegligent Manslaughter							
Percent Cleared	83.33%	Negligent Manslaughter							
Group A Crimes per 100,000 population	1,331.6	Aggravated Assault							
				Simple Assault					
				Intimidation					
				Stalking					
				Kidnapping/Abduction					
				Rape					
				Sodomy					
				Sexual Assault With An Object					
				Fondling					
				Incest					
				Statutory Rape					
				Commercial Sex Acts					
				Involuntary Servitude					
<b>Arrest Overview</b>				<b>Crimes Against Property</b>					
Total Arrests	97	Arson							
Adult Arrests	95	Bribery							
Juvenile Arrests	2	Burglary/Breaking & Entering							
Unknown Age	0	Counterfeiting/Forgery							
Arrests per 100,000 population	1,435.1	Destruction/Damage/Vandalism of Property							
				Embezzlement					
				Extortion/Blackmail					
				False Pretenses/Swindle/Confidence Game					
				Credit Card/Automated Teller Machine Fraud					
				Impersonation					
				Welfare Fraud					
				Wire Fraud					
				Identity Theft					
				Hacking/Computer Invasion					
				Robbery					
				Pocket-picking					
				Purse-snatching					
				Shoplifting					
				Theft From Building					
				Theft From Coin Operated Machine or Device					
				Theft From Motor Vehicle					
				Theft of Motor Vehicle Parts/Accessories					
				All Other Larceny					
				Motor Vehicle Theft					
				Stolen Property Offenses					
				<b>Crimes Against Society</b>					
				Drug/Narcotic Violations					
				Drug Equipment Violations					
				Betting/Wagering					
				Operating/Promoting/Assisting Gambling					
				Gambling Equipment Violations					
				Sports Tampering					
				Pornography/Obscene Material					
				Prostitution					
				Assisting or Promoting Prostitution					
				Purchasing Prostitution					
				Weapon Law Violations					
				Animal Cruelty					
				<b>Total Group A Offenses</b>					
				<b>Group B Arrests</b>					
<b>Offense</b>		<b>Adult</b>	<b>Juvenile</b>						
Bad Checks		0	0						
Curfew/Loitering/Vagrancy Violations		0	0						
Disorderly Conduct		2	0						
Driving Under the Influence		25	0						
Family Offenses (Nonviolent)		1	0						
Liquor Law Violations		3	0						
Peeping Tom		0	0						
Trespass of Real Property		0	0						
All Other Offenses		9	1						
<b>Total Group B</b>		<b>40</b>	<b>1</b>						

(\*) Offenses are counted using the FBI Units of Count for Crime  
 (\*\*) The 'Arrests' column shows arrests made during the selected period, regardless of incident date. Arrest counts may be higher than incident counts.  
 (\*\*\*) Negligent Manslaughter now includes the killing of another person associated with driving under the influence, distracted driving (using a cell or smartphone), and reckless driving fatalities.

# Billings County Sheriff's Office – 2021

2021 Population Estimate		775		Offenses (*)		Arrests (**)			
				Reported	Cleared	Adult	Juvenile		
<b>Offense Overview</b>				<b>Group A Offenses</b>					
Offense Total	6			<b>Crimes Against Persons (***)</b>					
Number Cleared	1			Murder and Nonnegligent Manslaughter	0	0	0	0	
Percent Cleared	16.67%			Negligent Manslaughter	0	0	0	0	
Group A Crimes per 100,000 population	774.2			Aggravated Assault	0	0	0	0	
				Simple Assault	0	0	0	0	
				Intimidation	0	0	0	0	
				Stalking	2	0	0	0	
				Kidnapping/Abduction	0	0	0	0	
<b>Arrest Overview</b>				Rape	0	0	0	0	
Total Arrests	5			Sodomy	0	0	0	0	
Adult Arrests	5			Sexual Assault With An Object	0	0	0	0	
Juvenile Arrests	0			Fondling	0	0	0	0	
Unknown Age	0			Incest	0	0	0	0	
Arrests per 100,000 population	645.2			Statutory Rape	0	0	0	0	
				Commercial Sex Acts	0	0	0	0	
				Involuntary Servitude	0	0	0	0	
Average number offenses/incident	1.50			<b>Crimes Against Property</b>					
<b>Domestic Incident Victims</b>				Arson	0	0	0	0	
Offense	Reported	Cleared			Bribery	0	0	0	0
Murder and Nonnegligent Manslaughter	0	0			Burglary/Breaking & Entering	2	1	2	0
Aggravated Assault	0	0			Counterfeiting/Forgery	0	0	0	0
Simple Assault	0	0			Destruction/Damage/Vandalism of Property	1	0	0	0
Intimidation	0	0			Embezzlement	0	0	0	0
Stalking	1	0			Extortion/Blackmail	0	0	0	0
Rape	0	0			False Pretenses/Swindle/Confidence Game	0	0	0	0
Sodomy	0	0			Credit Card/Automated Teller Machine Fraud	0	0	0	0
Sexual Assault With An Object	0	0			Impersonation	0	0	0	0
Fondling	0	0			Welfare Fraud	0	0	0	0
Incest	0	0			Wire Fraud	0	0	0	0
Statutory Rape	0	0			Identity Theft	0	0	0	0
Kidnapping/Abduction	0	0			Hacking/Computer Invasion	0	0	0	0
<b>Total</b>	<b>1</b>	<b>0</b>			Robbery	0	0	0	0
				Pocket-picking	0	0	0	0	
				Purse-snatching	0	0	0	0	
				Shoplifting	0	0	0	0	
				Theft From Building	0	0	0	0	
				Theft From Coin Operated Machine or Device	0	0	0	0	
				Theft From Motor Vehicle	0	0	0	0	
				Theft of Motor Vehicle Parts/Accessories	0	0	0	0	
				All Other Larceny	0	0	0	0	
				Motor Vehicle Theft	1	0	0	0	
				Stolen Property Offenses	0	0	0	0	
				<b>Crimes Against Society</b>					
				Drug/Narcotic Violations	0	0	0	0	
				Drug Equipment Violations	0	0	0	0	
				Betting/Wagering	0	0	0	0	
				Operating/Promoting/Assisting Gambling	0	0	0	0	
				Gambling Equipment Violations	0	0	0	0	
				Sports Tampering	0	0	0	0	
				Pornography/Obscene Material	0	0	0	0	
				Prostitution	0	0	0	0	
				Assisting or Promoting Prostitution	0	0	0	0	
				Purchasing Prostitution	0	0	0	0	
				Weapon Law Violations	0	0	0	0	
				Animal Cruelty	0	0	0	0	
				<b>Total Group A Offenses</b>	<b>6</b>	<b>1</b>	<b>2</b>	<b>0</b>	
<b>Group B Arrests</b>									
Offense	Adult	Juvenile							
Bad Checks	0	0							
Curfew/Loitering/Vagrancy Violations	0	0							
Disorderly Conduct	0	0							
Driving Under the Influence	3	0							
Family Offenses (Nonviolent)	0	0							
Liquor Law Violations	0	0							
Peeping Tom	0	0							
Trespass of Real Property	0	0							
All Other Offenses	0	0							
<b>Total Group B</b>	<b>3</b>	<b>0</b>							

(\*) Offenses are counted using the FBI Units of Count for Crime  
 (\*\*) The 'Arrests' column shows arrests made during the selected period, regardless of incident date. Arrest counts may be higher than incident counts.  
 (\*\*\*) Negligent Manslaughter now includes the killing of another person associated with driving under the influence, distracted driving (using a cell or smartphone), and reckless driving fatalities.

# Bottineau County Sheriff's Office – 2021

2021 Population Estimate		6,261		Offenses (*)		Arrests (**)	
		Reported	Cleared	Adult	Juvenile		
<b>Offense Overview</b>		<b>Group A Offenses</b>					
		<b>Crimes Against Persons (***)</b>					
Offense Total	133	Murder and Nonnegligent Manslaughter	0	0	0	0	0
Number Cleared	40	Negligent Manslaughter	0	0	0	0	0
Percent Cleared	30.08%	Aggravated Assault	1	0	0	0	0
Group A Crimes per 100,000 population	2,124.3	Simple Assault	17	10	10	0	0
		Intimidation	1	0	0	0	0
		Stalking	0	0	0	0	0
		Kidnapping/Abduction	0	0	0	0	0
<b>Arrest Overview</b>		Rape	0	0	0	0	0
Total Arrests	58	Sodomy	0	0	0	0	0
Adult Arrests	54	Sexual Assault With An Object	0	0	0	0	0
Juvenile Arrests	4	Fondling	1	0	0	0	0
Unknown Age	0	Incest	0	0	0	0	0
Arrests per 100,000 population	926.4	Statutory Rape	0	0	0	0	0
		Commercial Sex Acts	0	0	0	0	0
Average number offenses/incident	1.21	Involuntary Servitude	0	0	0	0	0
<b>Domestic Incident Victims</b>		<b>Crimes Against Property</b>					
Offense	Reported	Cleared	Arson	2	1	1	0
Murder and Nonnegligent Manslaughter	0	0	Bribery	0	0	0	0
Aggravated Assault	0	0	Burglary/Breaking & Entering	11	1	0	1
Simple Assault	13	9	Counterfeiting/Forgery	3	0	0	0
Intimidation	0	0	Destruction/Damage/Vandalism of Property	22	3	0	0
Stalking	0	0	Embezzlement	0	0	0	0
Rape	0	0	Extortion/Blackmail	0	0	0	0
Sodomy	0	0	False Pretenses/Swindle/Confidence Game	2	1	1	0
Sexual Assault With An Object	0	0	Credit Card/Automated Teller Machine Fraud	1	0	0	0
Fondling	0	0	Impersonation	0	0	0	0
Incest	0	0	Welfare Fraud	0	0	0	0
Statutory Rape	0	0	Wire Fraud	2	0	0	0
Kidnapping/Abduction	0	0	Identity Theft	1	0	0	0
<b>Total</b>	<b>13</b>	<b>9</b>	Hacking/Computer Invasion	0	0	0	0
			Robbery	0	0	0	0
			Pocket-picking	0	0	0	0
			Purse-snatching	0	0	0	0
			Shoplifting	5	4	4	0
<b>Group B Arrests</b>			Theft From Building	1	0	0	0
Offense	Adult	Juvenile	Theft From Coin Operated Machine or Device	0	0	0	0
Bad Checks	0	0	Theft From Motor Vehicle	5	0	0	0
Curfew/Littering/Vagrancy Violations	0	0	Theft of Motor Vehicle Parts/Accessories	0	0	0	0
Disorderly Conduct	3	1	All Other Larceny	21	1	1	0
Driving Under the Influence	11	0	Motor Vehicle Theft	10	1	1	0
Family Offenses (Nonviolent)	2	0	Stolen Property Offenses	0	0	0	0
Liquor Law Violations	1	1	<b>Crimes Against Society</b>				
Peeping Tom	0	0	Drug/Narcotic Violations	11	7	5	1
Trespass of Real Property	1	0	Drug Equipment Violations	14	9	5	0
All Other Offenses	8	0	Betting/Wagering	0	0	0	0
<b>Total Group B</b>	<b>26</b>	<b>2</b>	Operating/Promoting/Assisting Gambling	0	0	0	0
			Gambling Equipment Violations	0	0	0	0
			Sports Tampering	0	0	0	0
			Pornography/Obscene Material	0	0	0	0
			Prostitution	0	0	0	0
			Assisting or Promoting Prostitution	0	0	0	0
			Purchasing Prostitution	0	0	0	0
			Weapon Law Violations	2	2	0	0
			Animal Cruelty	0	0	0	0
			<b>Total Group A Offenses</b>	<b>133</b>	<b>40</b>	<b>28</b>	<b>2</b>

(\*) Offenses are counted using the FBI Units of Count for Crime  
 (\*\*) The 'Arrests' column shows arrests made during the selected period, regardless of incident date. Arrest counts may be higher than incident counts.  
 (\*\*\*) Negligent Manslaughter now includes the killing of another person associated with driving under the influence, distracted driving (using a cell or smartphone), and reckless driving fatalities.

# Bowman County Sheriff's Office – 2021

2021 Population Estimate		1,395		Offenses (*)		Arrests (**)	
				Reported	Cleared	Adult	Juvenile
<b>Offense Overview</b>				<b>Group A Offenses</b>			
Offense Total	8	<b>Crimes Against Persons (***)</b>					
Number Cleared	4	Murder and Nonnegligent Manslaughter	0	0	0	0	
Percent Cleared	50.00%	Negligent Manslaughter	0	0	0	0	
Group A Crimes per 100,000 population	573.5	Aggravated Assault	1	1	1	0	
		Simple Assault	1	1	1	0	
		Intimidation	0	0	0	0	
		Stalking	0	0	0	0	
		Kidnapping/Abduction	0	0	0	0	
		Rape	0	0	0	0	
		Sodomy	0	0	0	0	
		Sexual Assault With An Object	0	0	0	0	
		Fondling	0	0	0	0	
		Incest	0	0	0	0	
		Statutory Rape	1	0	0	0	
		Commercial Sex Acts	0	0	0	0	
		Involuntary Servitude	0	0	0	0	
		<b>Crimes Against Property</b>					
		Arson	0	0	0	0	
		Bribery	0	0	0	0	
		Burglary/Breaking & Entering	0	0	0	0	
		Counterfeiting/Forgery	0	0	0	0	
		Destruction/Damage/Vandalism of Property	1	0	0	0	
		Embezzlement	0	0	0	0	
		Extortion/Blackmail	0	0	0	0	
		False Pretenses/Swindle/Confidence Game	0	0	0	0	
		Credit Card/Automated Teller Machine Fraud	0	0	0	0	
		Impersonation	0	0	0	0	
		Welfare Fraud	0	0	0	0	
		Wire Fraud	0	0	0	0	
		Identity Theft	0	0	0	0	
		Hacking/Computer Invasion	0	0	0	0	
		Robbery	0	0	0	0	
		Pocket-picking	0	0	0	0	
		Purse-snatching	0	0	0	0	
		Shoplifting	0	0	0	0	
		Theft From Building	0	0	0	0	
		Theft From Coin Operated Machine or Device	0	0	0	0	
		Theft From Motor Vehicle	0	0	0	0	
		Theft of Motor Vehicle Parts/Accessories	0	0	0	0	
		All Other Larceny	0	0	0	0	
		Motor Vehicle Theft	0	0	0	0	
		Stolen Property Offenses	1	0	0	0	
		<b>Crimes Against Society</b>					
		Drug/Narcotic Violations	1	1	1	0	
		Drug Equipment Violations	2	1	0	0	
		Betting/Wagering	0	0	0	0	
		Operating/Promoting/Assisting Gambling	0	0	0	0	
		Gambling Equipment Violations	0	0	0	0	
		Sports Tampering	0	0	0	0	
		Pornography/Obscene Material	0	0	0	0	
		Prostitution	0	0	0	0	
		Assisting or Promoting Prostitution	0	0	0	0	
		Purchasing Prostitution	0	0	0	0	
		Weapon Law Violations	0	0	0	0	
		Animal Cruelty	0	0	0	0	
		<b>Total Group A Offenses</b>	<b>8</b>	<b>4</b>	<b>3</b>	<b>0</b>	
<b>Domestic Incident Victims</b>							
Offense	Reported	Cleared					
Murder and Nonnegligent Manslaughter	0	0					
Aggravated Assault	1	1					
Simple Assault	0	0					
Intimidation	0	0					
Stalking	0	0					
Rape	0	0					
Sodomy	0	0					
Sexual Assault With An Object	0	0					
Fondling	0	0					
Incest	0	0					
Statutory Rape	0	0					
Kidnapping/Abduction	0	0					
<b>Total</b>	<b>1</b>	<b>1</b>					
<b>Group B Arrests</b>							
Offense	Adult	Juvenile					
Bad Checks	0	0					
Curfew/Loitering/Vagrancy Violations	0	0					
Disorderly Conduct	0	0					
Driving Under the Influence	0	0					
Family Offenses (Nonviolent)	0	0					
Liquor Law Violations	0	0					
Peeping Tom	0	0					
Trespass of Real Property	0	0					
All Other Offenses	0	0					
<b>Total Group B</b>	<b>0</b>	<b>0</b>					

(\*) Offenses are counted using the FBI Units of Count for Crime  
 (\*\*) The 'Arrests' column shows arrests made during the selected period, regardless of incident date. Arrest counts may be higher than incident counts.  
 (\*\*\*) Negligent Manslaughter now includes the killing of another person associated with driving under the influence, distracted driving (using a cell or smartphone), and reckless driving fatalities.

# Burke County Sheriff's Office - 2021

2021 Population Estimate		1,847		Offenses (*)		Arrests (**)			
				Reported	Cleared	Adult	Juvenile		
<b>Offense Overview</b>				<b>Group A Offenses</b>					
Offense Total	49	<b>Crimes Against Persons (***)</b>							
Number Cleared	43	Murder and Nonnegligent Manslaughter							
Percent Cleared	87.76%	Negligent Manslaughter							
Group A Crimes per 100,000 population	2,653.0	Aggravated Assault							
				Simple Assault					
				Intimidation					
				Stalking					
				Kidnapping/Abduction					
<b>Arrest Overview</b>				Rape					
Total Arrests	41	Sodomy							
Adult Arrests	39	Sexual Assault With An Object							
Juvenile Arrests	2	Fondling							
Unknown Age	0	Incest							
Arrests per 100,000 population	2,219.8	Statutory Rape							
				Commercial Sex Acts					
				Involuntary Servitude					
Average number offenses/incident	1.53	<b>Crimes Against Property</b>							
<b>Domestic Incident Victims</b>				Arson					
Offense	Reported	Cleared	Bribery						
Murder and Nonnegligent Manslaughter	0	0	Burglary/Breaking & Entering						
Aggravated Assault	0	0	Counterfeiting/Forgery						
Simple Assault	2	2	Destruction/Damage/Vandalism of Property						
Intimidation	0	0	Embezzlement						
Stalking	0	0	Extortion/Blackmail						
Rape	0	0	False Pretenses/Swindle/Confidence Game						
Sodomy	0	0	Credit Card/Automated Teller Machine Fraud						
Sexual Assault With An Object	0	0	Impersonation						
Fondling	0	0	Welfare Fraud						
Incest	0	0	Wire Fraud						
Statutory Rape	0	0	Identity Theft						
Kidnapping/Abduction	0	0	Hacking/Computer Invasion						
<b>Total</b>	<b>2</b>	<b>2</b>	Robbery						
<b>Group B Arrests</b>				Pocket-picking					
Offense	Adult	Juvenile	Purse-snatching						
Bad Checks	0	0	Shoplifting						
curfew/Loitering/Vagrancy Violations	0	0	Theft From Building						
Disorderly Conduct	0	0	Theft From Coin Operated Machine or Device						
Driving Under the Influence	6	0	Theft From Motor Vehicle						
Family Offenses (Nonviolent)	0	0	Theft of Motor Vehicle Parts/Accessories						
Liquor Law Violations	3	0	All Other Larceny						
Peeping Tom	0	0	Motor Vehicle Theft						
Trespass of Real Property	0	0	Stolen Property Offenses						
All Other Offenses	7	0	<b>Crimes Against Society</b>						
<b>Total Group B</b>	<b>16</b>	<b>0</b>	Drug/Narcotic Violations						
				Drug Equipment Violations					
				Betting/Wagering					
				Operating/Promoting/Assisting Gambling					
				Gambling Equipment Violations					
				Sports Tampering					
				Pornography/Obscene Material					
				Prostitution					
				Assisting or Promoting Prostitution					
				Purchasing Prostitution					
				Weapon Law Violations					
				Animal Cruelty					
				<b>Total Group A Offenses</b>					

(\*) Offenses are counted using the FBI Units of Count for Crime  
 (\*\*) The 'Arrests' column shows arrests made during the selected period, regardless of incident date. Arrest counts may be higher than incident counts.

(\*\*\*) Negligent Manslaughter now includes the killing of another person associated with driving under the influence, distracted driving (using a cell or smartphone), and reckless driving fatalities.

# Burleigh County Sheriff's Office - 2021

2021 Population Estimate		18,178		Offenses (*)		Arrests (**)		
				Reported	Cleared	Adult	Juvenile	
<b>Offense Overview</b>				<b>Group A Offenses</b>				
Offense Total	1,034			<b>Crimes Against Persons (***)</b>				
Number Cleared	659			Murder and Nonnegligent Manslaughter	0	0	0	0
Percent Cleared	63.73%			Negligent Manslaughter	0	0	0	0
Group A Crimes per 100,000 population	5,688.2			Aggravated Assault	27	21	16	0
				Simple Assault	88	47	23	6
				Intimidation	37	13	4	0
				Stalking	5	3	0	0
				Kidnapping/Abduction	2	0	0	0
				Rape	2	2	0	0
				Sodomy	0	0	0	0
				Sexual Assault With An Object	0	0	0	0
				Fondling	12	4	1	1
				Incest	0	0	0	0
				Statutory Rape	1	1	1	0
				Commercial Sex Acts	0	0	0	0
				Involuntary Servitude	0	0	0	0
<b>Arrest Overview</b>				<b>Crimes Against Property</b>				
Total Arrests	908			Arson	1	0	0	0
Adult Arrests	841			Bribery	0	0	0	0
Juvenile Arrests	67			Burglary/Breaking & Entering	24	2	2	0
Unknown Age	0			Counterfeiting/Forgery	1	0	0	0
Arrests per 100,000 population	4,995.0			Destruction/Damage/Vandalism of Property	66	12	3	0
				Embezzlement	2	0	0	0
				Extortion/Blackmail	3	0	0	0
				False Pretenses/Swindle/Confidence Game	19	4	4	0
				Credit Card/Automated Teller Machine Fraud	1	0	0	0
				Impersonation	23	2	1	0
				Welfare Fraud	1	0	0	0
				Wire Fraud	3	0	0	0
				Identity Theft	6	0	0	0
				Hacking/Computer Invasion	0	0	0	0
				Robbery	0	0	0	0
				Pocket-picking	1	0	0	0
				Purse-snatching	0	0	0	0
				Shoplifting	0	0	0	0
				Theft From Building	1	0	0	0
				Theft From Coin Operated Machine or Device	0	0	0	0
				Theft From Motor Vehicle	15	1	0	0
				Theft of Motor Vehicle Parts/Accessories	4	1	0	0
				All Other Larceny	65	10	3	4
				Motor Vehicle Theft	15	5	0	1
				Stolen Property Offenses	9	8	5	0
				<b>Crimes Against Society</b>				
				Drug/Narcotic Violations	268	237	235	20
				Drug Equipment Violations	310	276	101	8
				Betting/Wagering	0	0	0	0
				Operating/Promoting/Assisting Gambling	0	0	0	0
				Gambling Equipment Violations	0	0	0	0
				Sports Tampering	0	0	0	0
				Pornography/Obscene Material	2	1	0	0
				Prostitution	1	0	0	0
				Assisting or Promoting Prostitution	0	0	1	0
				Purchasing Prostitution	3	2	0	0
				Weapon Law Violations	14	7	3	0
				Animal Cruelty	2	0	0	0
				<b>Total Group A Offenses</b>	<b>1,034</b>	<b>659</b>	<b>403</b>	<b>40</b>
<b>Domestic Incident Victims</b>								
Offense	Reported	Cleared						
Murder and Nonnegligent Manslaughter	0	0						
Aggravated Assault	11	9						
Simple Assault	37	25						
Intimidation	12	7						
Stalking	3	2						
Rape	1	1						
Sodomy	0	0						
Sexual Assault With An Object	0	0						
Fondling	1	0						
Incest	0	0						
Statutory Rape	0	0						
Kidnapping/Abduction	2	0						
<b>Total</b>	<b>67</b>	<b>44</b>						
<b>Group B Arrests</b>								
Offense	Adult	Juvenile						
Bad Checks	0	0						
Curfew/Loitering/Vagrancy Violations	0	0						
Disorderly Conduct	4	4						
Driving Under the Influence	184	0						
Family Offenses (Nonviolent)	1	0						
Liquor Law Violations	121	16						
Peeping Tom	0	0						
Trespass of Real Property	3	1						
All Other Offenses	125	6						
<b>Total Group B</b>	<b>438</b>	<b>27</b>						

(\*) Offenses are counted using the FBI Units of Count for Crime  
 (\*\*) The 'Arrests' column shows arrests made during the selected period, regardless of incident date. Arrest counts may be higher than incident counts.  
 (\*\*\*) Negligent Manslaughter now includes the killing of another person associated with driving under the influence, distracted driving (using a cell or smartphone), and reckless driving fatalities.

# Cass County Sheriff's Office - 2021

2021 Population Estimate		20,297		Offenses (*)		Arrests (**)	
				Reported	Cleared	Adult	Juvenile
<b>Offense Overview</b>				<b>Group A Offenses</b>			
				<b>Crimes Against Persons (***)</b>			
Offense Total	557	Murder and Nonnegligent Manslaughter		0	0	0	0
Number Cleared	133	Negligent Manslaughter		0	0	0	0
Percent Cleared	23.88%	Aggravated Assault		12	7	4	1
Group A Crimes per 100,000 population	2,744.2	Simple Assault		67	21	13	2
				Intimidation		10	1
				Stalking		3	0
				Kidnapping/Abduction		1	0
<b>Arrest Overview</b>				Rape		3	0
Total Arrests	270	Sodomy		1	1	0	0
Adult Arrests	245	Sexual Assault With An Object		0	0	0	0
Juvenile Arrests	25	Fondling		6	1	0	0
Unknown Age	0	Incest		0	0	0	0
Arrests per 100,000 population	1,330.2	Statutory Rape		2	0	0	0
				Commercial Sex Acts		0	0
				Involuntary Servitude		0	0
Average number offenses/incident	1.26	<b>Crimes Against Property</b>					
<b>Domestic Incident Victims</b>				Arson			
Offense	Reported	Cleared			0	0	0
Murder and Nonnegligent Manslaughter	0	0	Bribery		0	0	0
Aggravated Assault	4	3	Burglary/Breaking & Entering		48	4	3
Simple Assault	43	16	Counterfeiting/Forgery		3	0	0
Intimidation	0	0	Destruction/Damage/Vandalism of Property		71	5	0
Stalking	2	0	Embezzlement		1	0	0
Rape	3	0	Extortion/Blackmail		2	0	0
Sodomy	0	0	False Pretenses/Swindle/Confidence Game		23	2	1
Sexual Assault With An Object	0	0	Credit Card/Automated Teller Machine Fraud		1	0	0
Fondling	1	0	Impersonation		9	0	0
Incest	0	0	Welfare Fraud		0	0	0
Statutory Rape	1	0	Wire Fraud		2	0	0
Kidnapping/Abduction	0	0	Identity Theft		27	0	0
<b>Total</b>	<b>54</b>	<b>19</b>	Hacking/Computer Invasion		0	0	0
<b>Group B Arrests</b>				Robbery		2	0
Offense	Adult	Juvenile	Pocket-picking		0	0	0
Bad Checks	0	0	Purse-snatching		0	0	0
curfew/Loitering/Vagrancy Violations	0	0	Shoplifting		0	0	0
Disorderly Conduct	1	0	Theft From Building		0	0	0
Driving Under the Influence	79	1	Theft From Coin Operated Machine or Device		3	0	0
Family Offenses (Nonviolent)	0	0	Theft From Motor Vehicle		6	0	0
Liquor Law Violations	68	20	Theft of Motor Vehicle Parts/Accessories		12	0	0
Peeping Tom	0	0	All Other Larceny		65	0	0
Trespass of Real Property	2	0	Motor Vehicle Theft		19	1	0
All Other Offenses	30	0	Stolen Property Offenses		17	12	10
<b>Total Group B</b>	<b>180</b>	<b>21</b>	<b>Crimes Against Society</b>				
(*) Offenses are counted using the FBI Units of Count for Crime				Drug/Narcotic Violations		68	38
(**) The 'Arrests' column shows arrests made during the selected period, regardless of incident date. Arrest counts may be higher than incident counts.				Drug Equipment Violations		57	23
(***) Negligent Manslaughter now includes the killing of another person associated with driving under the influence, distracted driving (using a cell or smartphone), and reckless driving fatalities.				Betting/Wagering		0	0
				Operating/Promoting/Assisting Gambling		0	0
				Gambling Equipment Violations		0	0
				Sports Tampering		0	0
				Pornography/Obscene Material		8	1
				Prostitution		0	0
				Assisting or Promoting Prostitution		1	0
				Purchasing Prostitution		0	0
				Weapon Law Violations		7	6
				Animal Cruelty		0	0
				<b>Total Group A Offenses</b>		<b>557</b>	<b>133</b>
							<b>65</b>
							<b>4</b>

# Cavalier County Sheriff's Office – 2021

2021 Population Estimate		3,680		Offenses (*)		Arrests (**)			
				Reported	Cleared	Adult	Juvenile		
<b>Offense Overview</b>				<b>Group A Offenses</b>					
Offense Total	62	<b>Crimes Against Persons (***)</b>							
Number Cleared	40	Murder and Nonnegligent Manslaughter							
Percent Cleared	64.52%	Negligent Manslaughter							
Group A Crimes per 100,000 population	1,684.8	Aggravated Assault							
				Simple Assault					
				Intimidation					
				Stalking					
				Kidnapping/Abduction					
				Rape					
				Sodomy					
				Sexual Assault With An Object					
				Fondling					
				Incest					
				Statutory Rape					
				Commercial Sex Acts					
				Involuntary Servitude					
<b>Arrest Overview</b>				<b>Crimes Against Property</b>					
Total Arrests	54	Arson							
Adult Arrests	54	Bribery							
Juvenile Arrests	0	Burglary/Breaking & Entering							
Unknown Age	0	Counterfeiting/Forgery							
Arrests per 100,000 population	1,467.4	Destruction/Damage/Vandalism of Property							
				Embezzlement					
				Extortion/Blackmail					
				False Pretenses/Swindle/Confidence Game					
				Credit Card/Automated Teller Machine Fraud					
				Impersonation					
				Welfare Fraud					
				Wire Fraud					
				Identity Theft					
				Hacking/Computer Invasion					
				Robbery					
				Pocket-picking					
				Purse-snatching					
				Shoplifting					
				Theft From Building					
				Theft From Coin Operated Machine or Device					
				Theft From Motor Vehicle					
				Theft of Motor Vehicle Parts/Accessories					
				All Other Larceny					
				Motor Vehicle Theft					
				Stolen Property Offenses					
<b>Domestic Incident Victims</b>				<b>Crimes Against Society</b>					
Offense	Reported	Cleared	Drug/Narcotic Violations						
Murder and Nonnegligent Manslaughter	0	0	Drug Equipment Violations						
Aggravated Assault	2	2	Betting/Wagering						
Simple Assault	5	4	Operating/Promoting/Assisting Gambling						
Intimidation	1	1	Gambling Equipment Violations						
Stalking	0	0	Sports Tampering						
Rape	0	0	Pornography/Obscene Material						
Sodomy	0	0	Prostitution						
Sexual Assault With An Object	0	0	Assisting or Promoting Prostitution						
Fondling	0	0	Purchasing Prostitution						
Incest	0	0	Weapon Law Violations						
Statutory Rape	0	0	Animal Cruelty						
Kidnapping/Abduction	0	0	<b>Total Group A Offenses</b>						
<b>Total</b>	<b>8</b>	<b>7</b>	<b>62</b>	<b>40</b>	<b>27</b>	<b>0</b>	<b>0</b>		
<b>Group B Arrests</b>									
Offense	Adult	Juvenile							
Bad Checks	0	0							
Curfew/Loitering/Vagrancy Violations	0	0							
Disorderly Conduct	4	0							
Driving Under the Influence	7	0							
Family Offenses (Nonviolent)	0	0							
Liquor Law Violations	1	0							
Peeping Tom	0	0							
Trespass of Real Property	1	0							
All Other Offenses	14	0							
<b>Total Group B</b>	<b>27</b>	<b>0</b>							

(\*) Offenses are counted using the FBI Units of Count for Crime  
(\*\*) The 'Arrests' column shows arrests made during the selected period, regardless of incident date. Arrest counts may be higher than incident counts.  
(\*\*\*) Negligent Manslaughter now includes the killing of another person associated with driving under the influence, distracted driving (using a cell or smartphone), and reckless driving fatalities.



# Dickey County Sheriff's Office – 2021

2021 Population Estimate		1,845		Offenses (*)		Arrests (**)		
				Reported	Cleared	Adult	Juvenile	
<b>Offense Overview</b>				<b>Group A Offenses</b>				
				<b>Crimes Against Persons (***)</b>				
Offense Total	7			Murder and Nonnegligent Manslaughter	0	0	0	0
Number Cleared	4			Negligent Manslaughter	0	0	0	0
Percent Cleared	57.14%			Aggravated Assault	0	0	0	0
Group A Crimes per 100,000 population	379.4			Simple Assault	2	1	1	0
				Intimidation	0	0	0	0
				Stalking	0	0	0	0
				Kidnapping/Abduction	0	0	0	0
<b>Arrest Overview</b>				<b>Crimes Against Property</b>				
Total Arrests	15			Arson	0	0	0	0
Adult Arrests	15			Bribery	0	0	0	0
Juvenile Arrests	0			Burglary/Breaking & Entering	0	0	0	0
Unknown Age	0			Counterfeiting/Forgery	0	0	0	0
Arrests per 100,000 population	813.0			Destruction/Damage/Vandalism of Property	0	0	0	0
				Embezzlement	0	0	0	0
				Extortion/Blackmail	0	0	0	0
				False Pretenses/Swindle/Confidence Game	0	0	0	0
				Credit Card/Automated Teller Machine Fraud	0	0	0	0
				Impersonation	0	0	0	0
				Welfare Fraud	0	0	0	0
				Wire Fraud	0	0	0	0
				Identity Theft	0	0	0	0
				Hacking/Computer Invasion	0	0	0	0
				Robbery	1	1	0	0
				Pocket-picking	0	0	0	0
				Purse-snatching	0	0	0	0
				Shoplifting	0	0	0	0
				Theft From Building	0	0	0	0
				Theft From Coin Operated Machine or Device	0	0	0	0
				Theft From Motor Vehicle	0	0	0	0
				Theft of Motor Vehicle Parts/Accessories	0	0	0	0
				All Other Larceny	0	0	0	0
				Motor Vehicle Theft	0	0	0	0
				Stolen Property Offenses	1	0	0	0
				<b>Crimes Against Society</b>				
				Drug/Narcotic Violations	2	1	1	0
				Drug Equipment Violations	0	0	0	0
				Betting/Wagering	0	0	0	0
				Operating/Promoting/Assisting Gambling	0	0	0	0
				Gambling Equipment Violations	0	0	0	0
				Sports Tampering	0	0	0	0
				Pornography/Obscene Material	0	0	0	0
				Prostitution	0	0	0	0
				Assisting or Promoting Prostitution	0	0	0	0
				Purchasing Prostitution	0	0	0	0
				Weapon Law Violations	1	1	1	0
				Animal Cruelty	0	0	0	0
				<b>Total Group A Offenses</b>	<b>7</b>	<b>4</b>	<b>3</b>	<b>0</b>
<b>Domestic Incident Victims</b>								
Offense	Reported	Cleared						
Murder and Nonnegligent Manslaughter	0	0						
Aggravated Assault	0	0						
Simple Assault	2	1						
Intimidation	0	0						
Stalking	0	0						
Rape	0	0						
Sodomy	0	0						
Sexual Assault With An Object	0	0						
Fondling	0	0						
Incest	0	0						
Statutory Rape	0	0						
Kidnapping/Abduction	0	0						
<b>Total</b>	<b>2</b>	<b>1</b>						
<b>Group B Arrests</b>								
Offense	Adult	Juvenile						
Bad Checks	0	0						
Curfew/Loitering/Vagrancy Violations	0	0						
Disorderly Conduct	0	0						
Driving Under the Influence	12	0						
Family Offenses (Nonviolent)	0	0						
Liquor Law Violations	0	0						
Peeping Tom	0	0						
Trespass of Real Property	0	0						
All Other Offenses	0	0						
<b>Total Group B</b>	<b>12</b>	<b>0</b>						

(\*) Offenses are counted using the FBI Units of Count for Crime  
 (\*\*) The 'Arrests' column shows arrests made during the selected period, regardless of incident date. Arrest counts may be higher than incident counts.  
 (\*\*\*) Negligent Manslaughter now includes the killing of another person associated with driving under the influence, distracted driving (using a cell or smartphone), and reckless driving fatalities.

# Divide County Sheriff's Office – 2021

2021 Population Estimate		2,295		Offenses (*)		Arrests (**)			
				Reported	Cleared	Adult	Juvenile		
<b>Offense Overview</b>				<b>Group A Offenses</b>					
Offense Total	63	<b>Crimes Against Persons (***)</b>							
Number Cleared	16	Murder and Nonnegligent Manslaughter							
Percent Cleared	25.40%	Negligent Manslaughter							
Group A Crimes per 100,000 population	2,745.1	Aggravated Assault							
				Simple Assault					
				Intimidation					
				Stalking					
				Kidnapping/Abduction					
				Rape					
				Sodomy					
				Sexual Assault With An Object					
				Fondling					
				Incest					
				Statutory Rape					
				Commercial Sex Acts					
				Involuntary Servitude					
<b>Arrest Overview</b>				<b>Crimes Against Property</b>					
Total Arrests	33	Arson							
Adult Arrests	32	Bribery							
Juvenile Arrests	1	Burglary/Breaking & Entering							
Unknown Age	0	Counterfeiting/Forgery							
Arrests per 100,000 population	1,437.9	Destruction/Damage/Vandalism of Property							
				Embezzlement					
				Extortion/Blackmail					
				False Pretenses/Swindle/Confidence Game					
				Credit Card/Automated Teller Machine Fraud					
				Impersonation					
				Welfare Fraud					
				Wire Fraud					
				Identity Theft					
				Hacking/Computer Invasion					
				Robbery					
				Pocket-picking					
				Purse-snatching					
				Shoplifting					
				Theft From Building					
				Theft From Coin Operated Machine or Device					
				Theft From Motor Vehicle					
				Theft of Motor Vehicle Parts/Accessories					
				All Other Larceny					
				Motor Vehicle Theft					
				Stolen Property Offenses					
				<b>Crimes Against Society</b>					
				Drug/Narcotic Violations					
				Drug Equipment Violations					
				Betting/Wagering					
				Operating/Promoting/Assisting Gambling					
				Gambling Equipment Violations					
				Sports Tampering					
				Pornography/Obscene Material					
				Prostitution					
				Assisting or Promoting Prostitution					
				Purchasing Prostitution					
				Weapon Law Violations					
				Animal Cruelty					
				<b>63</b>	<b>16</b>	<b>13</b>	<b>1</b>		
<b>Domestic Incident Victims</b>				<b>Group B Arrests</b>					
Offense	Reported	Cleared	Offense	Adult	Juvenile				
Murder and Nonnegligent Manslaughter	0	0	Bad Checks	0	0				
Aggravated Assault	0	0	Curfew/Loitering/Vagrancy Violations	0	0				
Simple Assault	9	5	Disorderly Conduct	0	0				
Intimidation	2	0	Driving Under the Influence	12	0				
Stalking	0	0	Family Offenses (Nonviolent)	0	0				
Rape	0	0	Liquor Law Violations	2	0				
Sodomy	0	0	Peeping Tom	0	0				
Sexual Assault With An Object	0	0	Trespass of Real Property	1	0				
Fondling	0	0	All Other Offenses	4	0				
Incest	0	0	<b>Total Group B</b>	<b>19</b>	<b>0</b>				
Statutory Rape	0	0	(*) Offenses are counted using the FBI Units of Count for Crime						
Kidnapping/Abduction	0	0	(**) The 'Arrests' column shows arrests made during the selected period, regardless of incident date. Arrest counts may be higher than incident counts.						
<b>Total</b>	<b>11</b>	<b>5</b>	(***) Negligent Manslaughter now includes the killing of another person associated with driving under the influence, distracted driving (using a cell or smartphone), and reckless driving fatalities.						

# Dunn County Sheriff's Office – 2021

2021 Population Estimate		3,356		Offenses (*)		Arrests (**)					
				Reported	Cleared	Adult	Juvenile				
<b>Offense Overview</b>				<b>Group A Offenses</b>							
Offense Total	130	<b>Crimes Against Persons (***)</b>									
Number Cleared	66	Murder and Nonnegligent Manslaughter									
Percent Cleared	50.77%	Negligent Manslaughter									
Group A Crimes per 100,000 population	3,873.7	Aggravated Assault									
				Simple Assault							
				Intimidation							
				Stalking							
				Kidnapping/Abduction							
				Rape							
				Sodomy							
				Sexual Assault With An Object							
				Fondling							
				Incest							
				Statutory Rape							
				Commercial Sex Acts							
				Involuntary Servitude							
<b>Arrest Overview</b>				<b>Crimes Against Property</b>							
Total Arrests	164	Arson									
Adult Arrests	162	Bribery									
Juvenile Arrests	2	Burglary/Breaking & Entering									
Unknown Age	0	Counterfeiting/Forgery									
Arrests per 100,000 population	4,886.8	Destruction/Damage/Vandalism of Property									
				Embezzlement							
				Extortion/Blackmail							
				False Pretenses/Swindle/Confidence Game							
				Credit Card/Automated Teller Machine Fraud							
				Impersonation							
				Welfare Fraud							
				Wire Fraud							
				Identity Theft							
				Hacking/Computer Invasion							
				Robbery							
				Pocket-picking							
				Purse-snatching							
				Shoplifting							
				Theft From Building							
				Theft From Coin Operated Machine or Device							
				Theft From Motor Vehicle							
				Theft of Motor Vehicle Parts/Accessories							
				All Other Larceny							
				Motor Vehicle Theft							
				Stolen Property Offenses							
				<b>Crimes Against Society</b>							
				Drug/Narcotic Violations							
				Drug Equipment Violations							
				Betting/Wagering							
				Operating/Promoting/Assisting Gambling							
				Gambling Equipment Violations							
				Sports Tampering							
				Pornography/Obscene Material							
				Prostitution							
				Assisting or Promoting Prostitution							
				Purchasing Prostitution							
				Weapon Law Violations							
				Animal Cruelty							
				<b>Total Group A Offenses</b>							
				<b>130</b>		<b>66</b>		<b>53</b>		<b>2</b>	
<b>Domestic Incident Victims</b>											
Offense	Reported	Cleared									
Murder and Nonnegligent Manslaughter	0	0									
Aggravated Assault	1	1									
Simple Assault	3	2									
Intimidation	2	0									
Stalking	0	0									
Rape	0	0									
Sodomy	0	0									
Sexual Assault With An Object	0	0									
Fondling	0	0									
Incest	0	0									
Statutory Rape	0	0									
Kidnapping/Abduction	0	0									
<b>Total</b>	<b>6</b>	<b>3</b>									
<b>Group B Arrests</b>											
Offense	Adult	Juvenile									
Bad Checks	0	0									
Curfew/Loitering/Vagrancy Violations	0	0									
Disorderly Conduct	1	0									
Driving Under the Influence	42	0									
Family Offenses (Nonviolent)	0	0									
Liquor Law Violations	1	0									
Peeping Tom	0	0									
Trespass of Real Property	0	0									
All Other Offenses	65	0									
<b>Total Group B</b>	<b>109</b>	<b>0</b>									

(\*) Offenses are counted using the FBI Units of Count for Crime  
 (\*\*) The 'Arrests' column shows arrests made during the selected period, regardless of incident date. Arrest counts may be higher than incident counts.  
 (\*\*\*) Negligent Manslaughter now includes the killing of another person associated with driving under the influence, distracted driving (using a cell or smartphone), and reckless driving fatalities.

# Eddy County Sheriff's Office – 2021

2021 Population Estimate		2,155		Offenses (*)		Arrests (**)	
				Reported	Cleared	Adult	Juvenile
<b>Offense Overview</b>				<b>Group A Offenses</b>			
Offense Total	76	<b>Crimes Against Persons (***)</b>					
Number Cleared	20	Murder and Nonnegligent Manslaughter					
Percent Cleared	26.32%	Negligent Manslaughter					
Group A Crimes per 100,000 population	3,526.7	Aggravated Assault					
		Simple Assault					
		Intimidation					
		Stalking					
		Kidnapping/Abduction					
		Rape					
		Sodomy					
		Sexual Assault With An Object					
		Fondling					
		Incest					
		Statutory Rape					
		Commercial Sex Acts					
		Involuntary Servitude					
<b>Arrest Overview</b>				<b>Crimes Against Property</b>			
Total Arrests	29	Arson					
Adult Arrests	26	Bribery					
Juvenile Arrests	3	Burglary/Breaking & Entering					
Unknown Age	0	Counterfeiting/Forgery					
Arrests per 100,000 population	1,345.7	Destruction/Damage/Vandalism of Property					
		Embezzlement					
		Extortion/Blackmail					
		False Pretenses/Swindle/Confidence Game					
		Credit Card/Automated Teller Machine Fraud					
		Impersonation					
		Welfare Fraud					
		Wire Fraud					
		Identity Theft					
		Hacking/Computer Invasion					
		Robbery					
		Pocket-picking					
		Purse-snatching					
		Shoplifting					
		Theft From Building					
		Theft From Coin Operated Machine or Device					
		Theft From Motor Vehicle					
		Theft of Motor Vehicle Parts/Accessories					
		All Other Larceny					
		Motor Vehicle Theft					
		Stolen Property Offenses					
		<b>Crimes Against Society</b>					
		Drug/Narcotic Violations					
		Drug Equipment Violations					
		Betting/Wagering					
		Operating/Promoting/Assisting Gambling					
		Gambling Equipment Violations					
		Sports Tampering					
		Pornography/Obscene Material					
		Prostitution					
		Assisting or Promoting Prostitution					
		Purchasing Prostitution					
		Weapon Law Violations					
		Animal Cruelty					
		<b>Total Group A Offenses</b>					
<b>Domestic Incident Victims</b>				<b>Group B Arrests</b>			
Offense	Reported	Cleared					
Murder and Nonnegligent Manslaughter	0	0	Offense				
Aggravated Assault	1	0	Adult				
Simple Assault	2	1	Juvenile				
Intimidation	0	0	Bad Checks				
Stalking	0	0	Curfew/Loitering/Vagrancy Violations				
Rape	0	0	Disorderly Conduct				
Sodomy	0	0	Driving Under the Influence				
Sexual Assault With An Object	0	0	Family Offenses (Nonviolent)				
Fondling	0	0	Liquor Law Violations				
Incest	0	0	Peeping Tom				
Statutory Rape	0	0	Trespass of Real Property				
Kidnapping/Abduction	2	0	All Other Offenses				
<b>Total</b>	<b>5</b>	<b>1</b>	<b>Total Group B</b>				
				15			
				1			

(\*) Offenses are counted using the FBI Units of Count for Crime  
(\*\*) The 'Arrests' column shows arrests made during the selected period, regardless of incident date. Arrest counts may be higher than incident counts.  
(\*\*\*) Negligent Manslaughter now includes the killing of another person associated with driving under the influence, distracted driving (using a cell or smartphone), and reckless driving fatalities.

# Emmons County Sheriff's Office – 2021

2021 Population Estimate		3,149		Offenses (*)		Arrests (**)			
				Reported	Cleared	Adult	Juvenile		
<b>Offense Overview</b>				<b>Group A Offenses</b>					
Offense Total	123	<b>Crimes Against Persons (***)</b>							
Number Cleared	41	Murder and Nonnegligent Manslaughter							
Percent Cleared	33.33%	Negligent Manslaughter							
Group A Crimes per 100,000 population	3,906.0	Aggravated Assault							
				Simple Assault					
				Intimidation					
				Stalking					
				Kidnapping/Abduction					
				Rape					
				Sodomy					
				Sexual Assault With An Object					
				Fondling					
				Incest					
				Statutory Rape					
				Commercial Sex Acts					
				Involuntary Servitude					
<b>Arrest Overview</b>				<b>Crimes Against Property</b>					
Total Arrests	38	Arson							
Adult Arrests	36	Bribery							
Juvenile Arrests	2	Burglary/Breaking & Entering							
Unknown Age	0	Counterfeiting/Forgery							
Arrests per 100,000 population	1,206.7	Destruction/Damage/Vandalism of Property							
				Embezzlement					
				Extortion/Blackmail					
				False Pretenses/Swindle/Confidence Game					
				Credit Card/Automated Teller Machine Fraud					
				Impersonation					
				Welfare Fraud					
				Wire Fraud					
				Identity Theft					
				Hacking/Computer Invasion					
				Robbery					
				Pocket-picking					
				Purse-snatching					
				Shoplifting					
				Theft From Building					
				Theft From Coin Operated Machine or Device					
				Theft From Motor Vehicle					
				Theft of Motor Vehicle Parts/Accessories					
				All Other Larceny					
				Motor Vehicle Theft					
				Stolen Property Offenses					
				<b>Crimes Against Society</b>					
				Drug/Narcotic Violations					
				Drug Equipment Violations					
				Betting/Wagering					
				Operating/Promoting/Assisting Gambling					
				Gambling Equipment Violations					
				Sports Tampering					
				Pornography/Obscene Material					
				Prostitution					
				Assisting or Promoting Prostitution					
				Purchasing Prostitution					
				Weapon Law Violations					
				Animal Cruelty					
				<b>Total Group A Offenses</b>					
				<b>Group B Arrests</b>					
Offense	Adult	Juvenile							
Bad Checks	0	0							
Curfew/Loitering/Vagrancy Violations	0	0							
Disorderly Conduct	1	0							
Driving Under the Influence	6	0							
Family Offenses (Nonviolent)	0	0							
Liquor Law Violations	5	0							
Peeping Tom	0	0							
Trespass of Real Property	0	0							
All Other Offenses	9	0							
<b>Total Group B</b>	<b>21</b>	<b>0</b>							

(\*) Offenses are counted using the FBI Units of Count for Crime  
 (\*\*) The 'Arrests' column shows arrests made during the selected period, regardless of incident date. Arrest counts may be higher than incident counts.  
 (\*\*\*) Negligent Manslaughter now includes the killing of another person associated with driving under the influence, distracted driving (using a cell or smartphone), and reckless driving fatalities.