



City of Downey

April 13, 2021

MuckRock News
Dept MR 77477
411A Highland Ave
Somerville, MA 02144-2516

RE: California Public Records Act Request: California Police Data

Mr. Sinyangwe:

We are in receipt of your request in which you are requesting California Police data related to use of force incidents

1. The total number of police use of force incidents, broken down by type of force used between 2013-2017.
2. The total number of people that police used force against, between 2013-2017.
3. The total number of police use of force complaints reported between 2013-2017.
4. The total number of police use of force3 complaints sustained between 2013-2017.

In response to your request the Department has provided the following responsive records: 2014, 2015, 2016, and 2017 Professional Standards Summaries.

Thank you,

Sergeant Todd Lockwood
Downey Police Department
Professional Standards
tlockwood@downeyca.org

Future Unlimited



CITY OF DOWNEY
MEMORANDUM
POLICE DEPARTMENT



Date: February 19, 2015
To: Lieutenant Leslie Murray
From: Sergeant Vince Rosario
Subject: 2014 Professional Standards Summary

The following information outlines the quantitative analysis/year end summary of reviews conducted by the Professional Standards Unit in 2014. The reviews consisted of:

1. Use of Force Incidents
2. Department Involved Traffic Collisions
3. Internal Affairs Investigations

Use of Force Incidents:

In 2014, Downey Police Officers made a total of 3,525 arrests. Of these arrests, there were 79 Use of Force incidents that were forwarded to Professional Standards Unit for review. Of the 79 force incidents, 78 have been deemed "within policy" while 1 remains under review (a K-9 bite incident). This translates to an overall 2.2% rate at which officers use force while effecting arrests. There was a 6% increase in overall Use of Force incidents from the previous year (79 reported incidents in 2014 and 73 incidents in 2013).

There are several categories of force options that were employed during Use of Force incidents. Of the 79 uses of force, multiple force options were used in 22 of them. The data revealed the following information pertaining to force options in those cases:

<i>Type of Force</i>	<i>Number of Incidents</i>
❖ Control Holds	35
❖ Impact Weapon (Baton)	1
❖ K-9 Bite (Currently Under Review)	1
❖ Pepper Spray	1
❖ Strike	3
❖ Takedown	41
❖ Tarp	5
❖ Taser	7

<i>Type of Force (Cont.)</i>	<i>Number of Incidents (Cont.)</i>
❖ Other	
Carotid Restraint	1
C-Clamp of throat (ingestion of narco)	1

Traffic Collisions

There were a total of 20 traffic collisions reported by on-duty personnel in 2014. Of these, 11 were determined to be non-preventable while 9 were deemed preventable. Compared to the previous year, there was a 23% reduction in overall traffic collisions (26 total TC's in 2013, compared to 20 in 2014). In the area of preventable collisions, there was a 44% decrease when comparing 2013 (16 preventable) to 2014 (9 preventable).

Of the preventable traffic collisions in 2014, 5 occurred while officers were conducting backing maneuvers; 2 occurred when officers struck curbs while driving forward; and 2 occurred while officers were participating in departmental in-house motor officer training.

Internal Affairs Investigations

There were a total of two **citizen** complaints in 2014.¹ One was classified as a "no basis" complaint and was not investigated due to lacking foundation of a policy violation. The other citizen complaint was sustained. There was one **Internal** complaint and it is currently under review, but all indications point towards the allegation(s) being sustained.

¹ In January, 2015, a citizen complaint was made for an incident that occurred in November 2014. Due to the incident being reported in 2015, it will be classified as a 2015 internal affairs investigation.



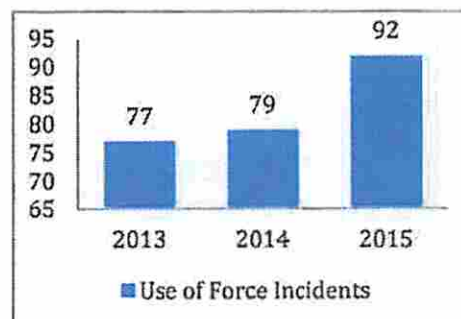
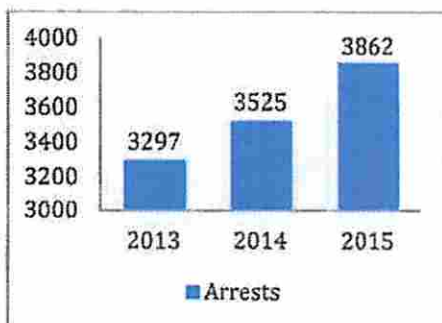
Date: February 11, 2016
To: Lieutenant Leslie Murray
From: Sergeant Vince Rosario
Subject: 2015 Professional Standards Summary

The following information is a year-end summary of reviews conducted by the Professional Standards Unit in 2015. The reviews consisted of:

- ❖ Use of Force Incidents
- ❖ Department Involved Traffic Collisions
- ❖ Internal Affairs Investigations

Use of Force Incidents:

In 2015, Downey Police Officers made a total of **3,862** arrests. Of these arrests, there were **92** Use of Force incidents that were forwarded to the Professional Standards Unit for review. All reviews have been deemed "within policy." This translates to an overall 2.4% rate of arrests that include the application of force. This is a slight increase from the 2.2% rate of arrests involving force in 2014. There was a 14% increase in the overall number of Use of Force incidents from 2014 to 2015, while overall arrests also increased by 9% during the same time period.



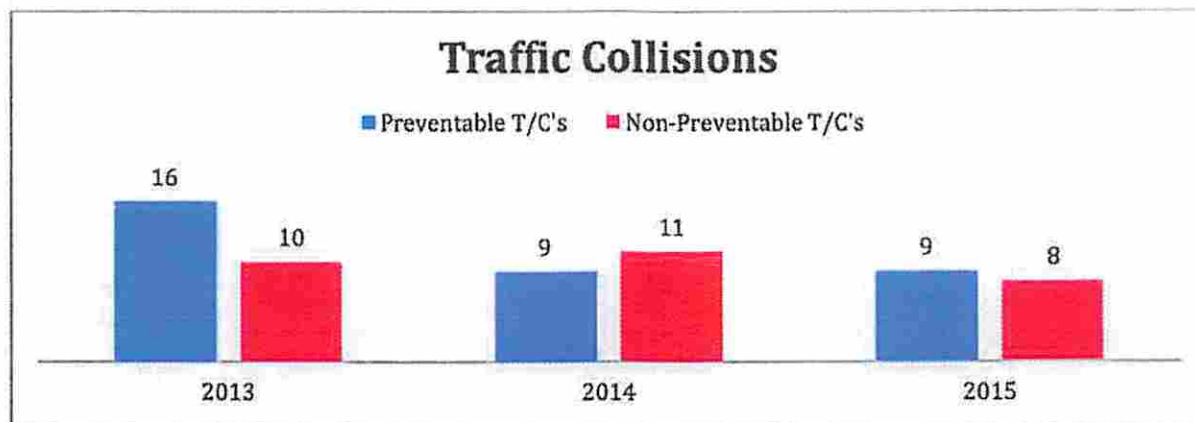
In 2015, officers used a variety of force options during Use of Force incidents. In some cases, multiple force options were used, including:

<i>Type of Force</i>	<i>Number of Incidents</i>
❖ Control Holds	64
❖ Impact Weapons	0
❖ K-9 Bites	3
❖ Pepper Spray	2
❖ Striking (punches)	4
❖ Takedown	52
❖ Tarp	25
❖ Taser	10
❖ Carotid Restraint	4

Traffic Collisions

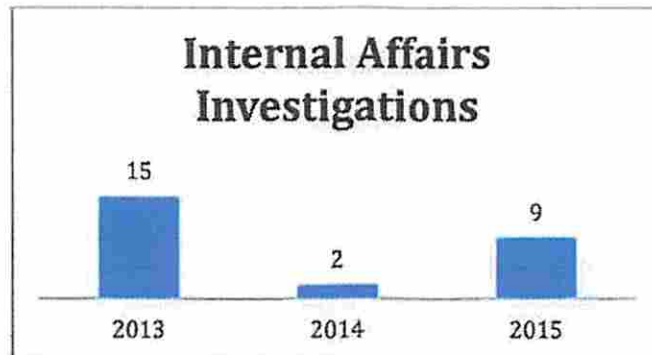
There were a total of 17 traffic collisions reported by on-duty personnel in 2015. Of these, 9 were deemed "preventable" while 8 were deemed "non-preventable." Compared to the previous year, there was a 15% reduction in overall traffic collisions (17 TC's in 2015, compared to 20 in 2014). This was the second year in a row the number of preventable traffic collisions remained in single digits.

Unsafe backing was the primary collision factor in the majority of preventable traffic collisions (4), followed by unsafe turning movement (3) and unsafe speed (2).



Internal Affairs Investigations

There were a total of four **citizen** complaints and five **internal** complaints resulting in Internal Affairs Investigations in 2015. Three of these investigations resulted in a disposition of "sustained." There was a sharp increase from the previous year as there were a total of nine total I.A. investigations in 2015, compared to two in 2014.



Sustained dispositions for 2015 I.A.'s were for violations of Downey Police Department Manual sections:

- ❖ 4.2.010- General Conduct
- ❖ 4.2.020- Courtesy
- ❖ 4.2.360(D)- Neglect of Duty
- ❖ 4.2.360(E)- Disobedience of, or failure to comply with departmental orders
- ❖ 4.2.360(G)- Conduct which may be detrimental to the service
- ❖ 7.2.010(F)- General policy/Actions requiring reports



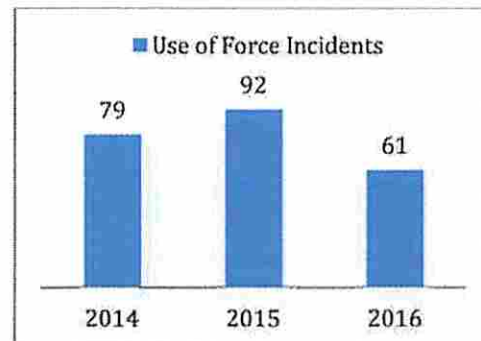
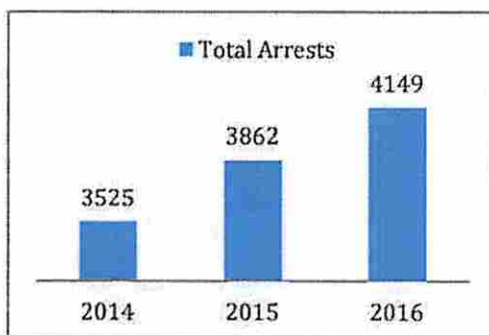
Date: January 24, 2017
To: Lieutenant Brian Baker
From: Sergeant Vince Rosario
Subject: 2016 Professional Standards Summary

The following information is the year-end summary of reviews conducted by the Professional Standards Unit in 2016. The reviews consisted of:

- ❖ Use of Force Incidents
- ❖ Department Involved Traffic Collisions
- ❖ Internal Affairs Investigations

Use of Force Incidents:

In 2016, Downey Police Officers made a total of **4,149** arrests. Of these arrests, there were **61** Use of Force incidents that were forwarded to the Professional Standards Unit for review. All reviews have been deemed "within policy." This translates to an overall 1.5% rate of arrests that included the application of force. This was a moderate decrease from the 2.4% rate of arrests involving force in 2015. There was an overall 33% decrease in the number of Use of Force incidents from 2015 to 2016, while overall arrests increased by 9% during the same time period.



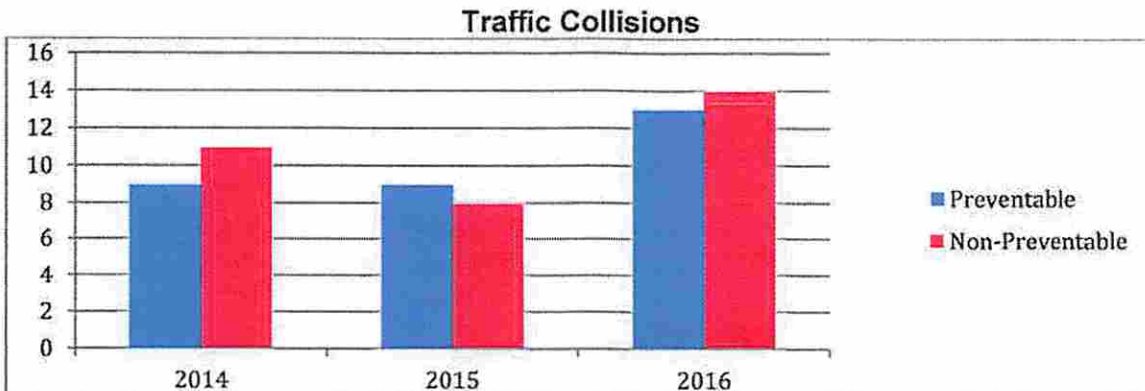
In 2016, officers used a variety of force options during Use of Force incidents. In some cases, multiple force options were used, including:

<i>Type of Force</i>	<i>Number of Incidents</i>	
	<u>2015</u>	<u>2016</u>
❖ Control Holds	64	49
❖ Impact Weapons	0	2
❖ K-9 Bites	3	2
❖ Pepper Spray	2	1
❖ Striking (punches)	4	5
❖ Takedown	52	43
❖ Tarp	25	14
❖ Taser	10	4
❖ Carotid Restraint	4	2

Traffic Collisions

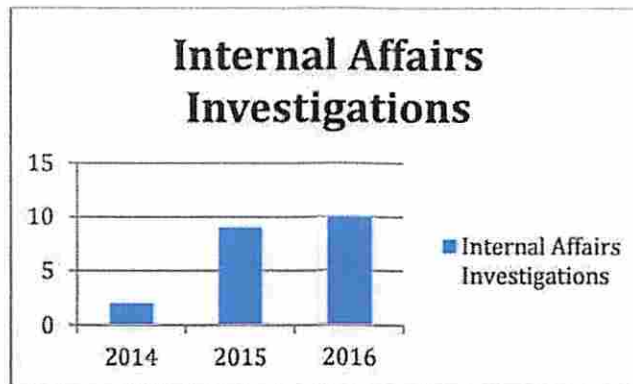
There were a total of 27 traffic collisions reported by on-duty personnel in 2016. Of these, 13 were deemed "preventable" while 14 were deemed "non-preventable." Compared to the previous year, there was a **36%** increase in overall traffic collisions (27 TC's in 2016, compared to 17 in 2015).

Unsafe speed was the primary collision factor in the majority of preventable traffic collisions (7), followed by unsafe backing (4) and unsafe turning movement (2).



Internal Affairs Investigations

There were a total of six **citizen** complaints and four **internal** complaints resulting in internal affairs investigations in 2016. Four of these investigations resulted in a disposition of "sustained." There was an increase of one internal affairs investigation from the previous year, as there were a total of nine in 2015.



Sustained dispositions for 2016 I.A.'s were for violations of Downey Police Department Manual sections:

- ❖ 4.2.230- Sleeping on duty
- ❖ 4.2.360(D)- Neglect of duty
- ❖ 4.2.360(Q)- Rough or careless handling of city property
- ❖ 4.2.360(R)- Any act or omission contrary to good working order and discipline of the Department
- ❖ 7.3.03- MVS procedures

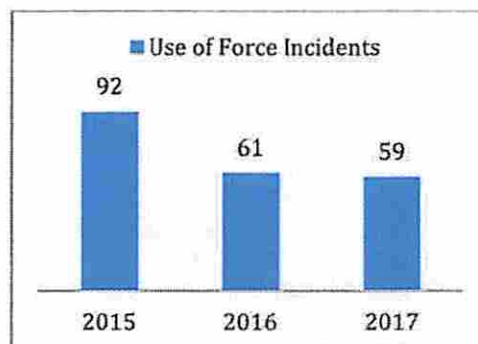
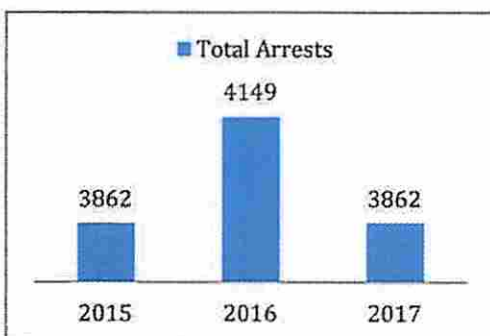
Date: January 25, 2018
To: Lieutenant Brian Baker
From: Sergeant Perry Miller
Subject: 2017 Professional Standards Summary

The following information is a year-end summary of reviews conducted by the Professional Standards Unit in 2017. The reviews consisted of:

- ❖ Use of Force Incidents
- ❖ Department Involved Traffic Collisions
- ❖ Internal Affairs Investigations

Use of Force Incidents:

In 2017, Downey Police Officers made a total of **3,862** arrests (3,510 Adults and 352 Juveniles). Of these arrests, there were 59 Use of Force incidents that were forwarded to the Professional Standards Unit for review. All reviews have been deemed "within policy." This translates to an overall 1.5% rate of arrests that include the application of force. This is the same percentage as 2016. There was an overall 3% decrease in the number of Use of Force incidents from 2016 to 2017, while overall arrests also decreased by 6% during the same time period.



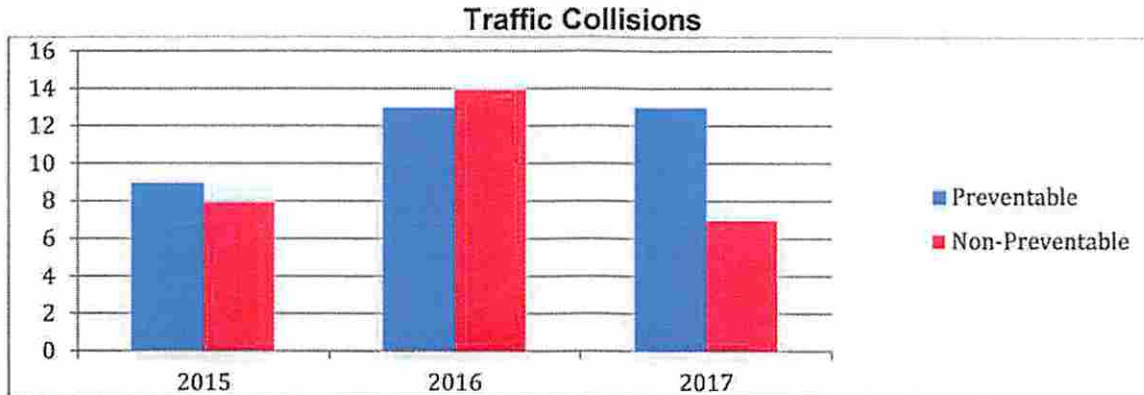
In 2017, officers used a variety of force options during Use of Force incidents. In some cases, multiple force options were used, including:

<i>Type of Force</i>	<i>Number of Incidents</i>	
	<u>2016</u>	<u>2017</u>
❖ Control Holds	49	53
❖ Impact Weapons	2	0
❖ K-9 Bites	2	2
❖ Pepper Spray	1	1
❖ Striking (punches)	5	5
❖ Takedown	43	33
❖ Tarp	14	7
❖ Taser	4	7
❖ Carotid Restraint	2	0
❖ Pain Compliance Technique	0	2
❖ Hobble Restraint	0	4

Traffic Collisions

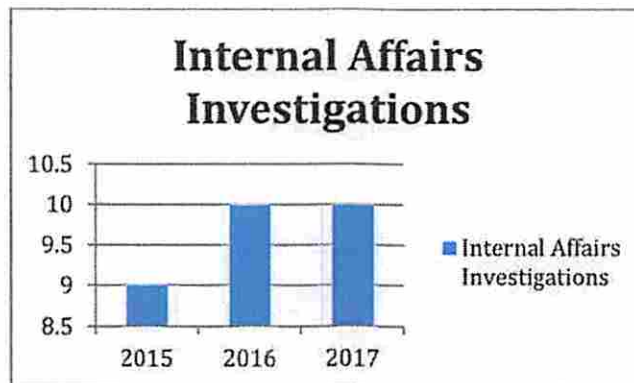
There were a total of 20 traffic collisions reported by on-duty personnel in 2017. Of these, 13 were deemed "preventable" while 7 were deemed "non-preventable." Compared to the previous year, there was a 35% decrease in overall traffic collisions (20 TC's in 2017, compared to 27 in 2016).

Unsafe speed was the primary collision factor in the majority of preventable traffic collisions (6), followed by unsafe backing (2), unsafe turning movement (2), failure to yield (2) and pedestrian in roadway (1).



Internal Affairs Investigations

There were a total of nine **citizen** complaints and one **internal** complaint resulting in Internal Affairs Investigations in 2017. Four of these investigations resulted in a disposition of "sustained." There was no change in the number of internal affairs investigations from the previous year as there were a total of ten in 2016.



Sustained dispositions for 2017 I.A.'s were for violations of Downey Police Department Manual sections:

- ❖ 11.1.050- Vehicle Inventory
- ❖ 4.2.160- Absence from Duty
- ❖ 4.2.020- Courtesy (2)