

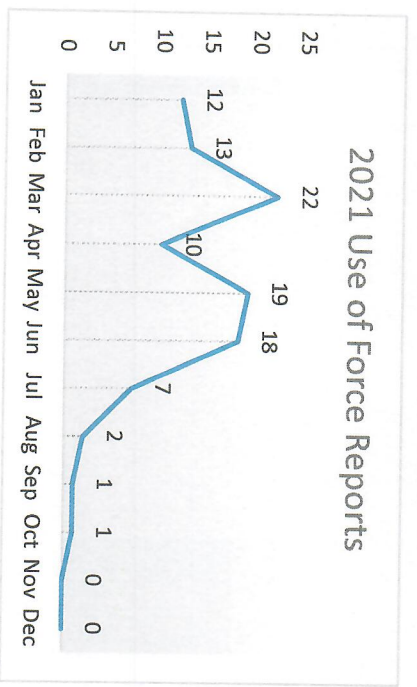
2021 Use of Force Annual Report: Middlesex, Perth Amboy PD

This report includes information on Use of Force Reports submitted for incidents between 1/1/21 and 12/31/21 and marked as complete by 01/07/22 at 12am. Reports in review or draft are not excluded.

Use of Force Reports: Overview

# Use of Force reports:	105
# Use of Force Incidents:	50
Average reports per incident:	2.1
# Unique Subjects of force:	109
Average subjects per report:	1.0
Average uses of force per 1000 arrests:	50.0
Average uses of force per 1000 police-citizen contacts:	NA

# Officers using force:	56
% Sworn Officers Using Force:	0.4%
Average reports per officer:	1.9



Month	Volume
Jan	12
Feb	13
Mar	22
Apr	10
May	19
Jun	18
Jul	7
Aug	2
Sep	1
Oct	1
Nov	0
Dec	0

This report includes information on Use of Force Reports submitted for incidents between 1/1/21 and 12/31/21 and marked as complete by 01/07/22 at 12am. Reports in review or draft are not excluded.

Officers Using Force

Total officers using force: 56

Officer race

American Indian	0.0%
Asian/Pacific Islander	0.0%
Black	0.0%
Hispanic	67.9%
Not Provided	3.6%
Other	17.9%
Two or more races	0.0%
White	10.7%

Officer gender

Female	3.6%
Gender Non-Conforming/X	0.0%
Male	80.4%
N/A	0.0%
Not Provided	1.8%
Other	14.3%

Officers In Uniform when Using Force

	# reports	% reports
Yes	89	84.8%
No	16	15.2%

Officer Assignment During Force

	# reports	% reports
Patrol	89	84.8%
Extra Duty/Outsourced	0	0.0%
Off -Duty	0	0.0%
Specialized Unit/Other	16	15.2%

The above information comes from the demographic information officers enter when completing a use of force report. This information only depicts the demographic information of officers using force. Each officer is represented here based on their first race and gender identification in 2021. To ensure this information appears consistently, officers should update their profile in the Use of Force Portal.

This report includes information on Use of Force Reports submitted for incidents between 1/1/21 and 12/31/21 and marked as complete by 01/07/22 at 12am. Reports in review or draft are not excluded.

Subject Information

Total unique subjects: 109

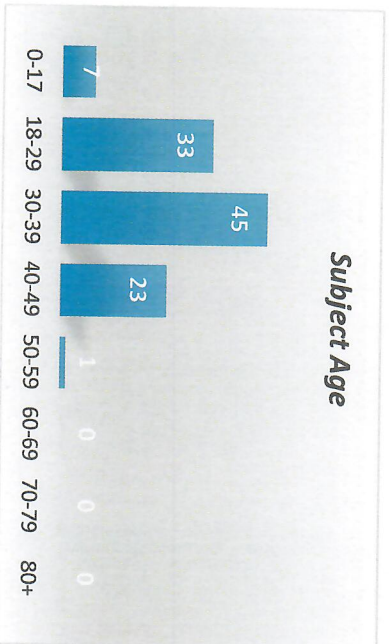
Subject Race	
American Indian	0.0%
Asian/Pacific Islander	0.0%
Black	37.6%
Hispanic	56.9%
Not Provided	0.0%
Other	0.0%
Two or More Races	0.0%
White	5.5%

Subject Gender	
Female	11.0%
Gender Non-Conforming/X	0.0%
Male	89.0%
Not Provided	0.0%

transgender: 0

Perceived condition	
No unusual condition noted	50
Not Provided	3
Other unusual condition noted	1
Potential Mental Health Incident	33
Under influence of alcohol/drugs/both	32

Subjects Arrested	
Subjects arrested	79 72.5%
Subjects not arrested	30 27.5%



Reasons for no arrest	
Already in Custody	0
Deceased	0
Medical/Mental Health Incident	25
Not Provided	1
Other	5
Subject Fleed	0

Unique subjects are determined by subject identification entered into use of force reports. To the extent that this information differs across reports, a subject will appear as unique.

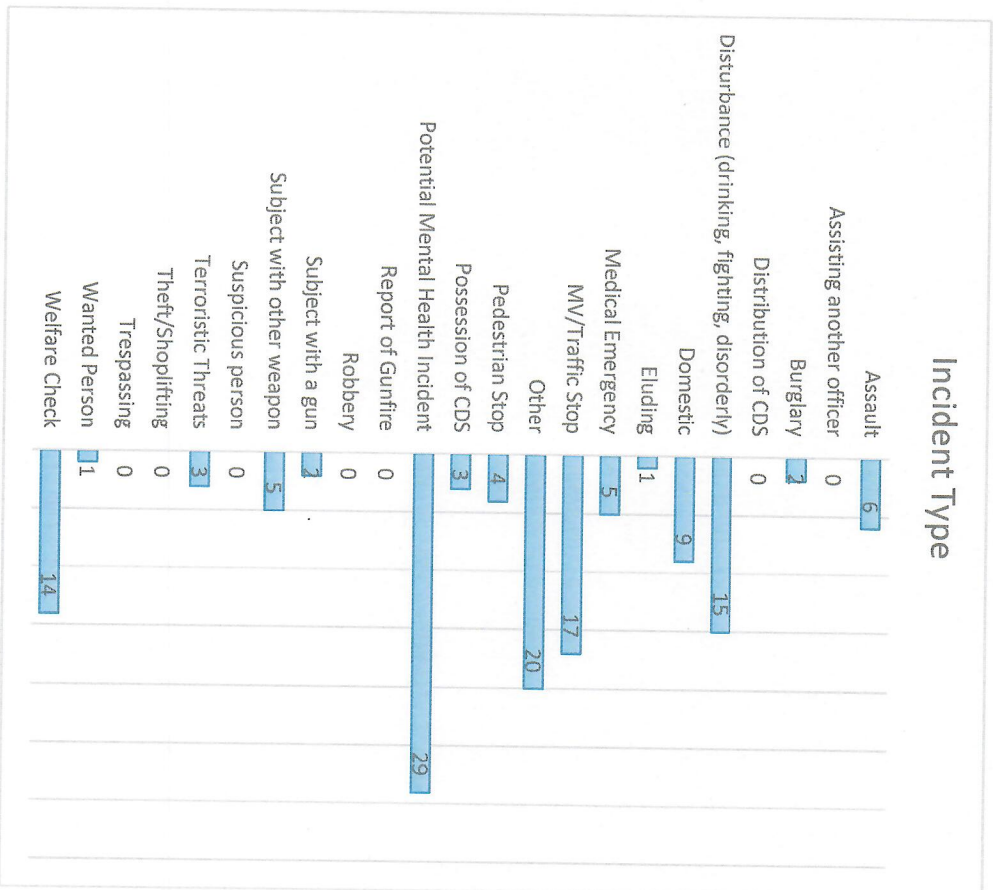
Officers may enter multiple response options for Perceived Condition and Reason Not Arrested for each subject

This report includes information on Use of Force Reports submitted for incidents between 1/1/21 and 12/31/21 and marked as complete by 01/07/22 at 12am. Reports in review or draft are not excluded.

Incident and Location Information

<i>Contact origin</i>	
Citizen Initiated	2
Dispatched	0
Not Provided	0
Officer Dispatched	79
Officer Initiated	26
Pre-Planned Contact	0


<i>Location Type</i>	
Alcohol Establishment (bar, club, casino)	0
Business	1
Court House	0
Hospital	1
Jail/Prison	0
Other	1
Police Station	5
Residence	22
Restaurant	5
School	1
Street	72



Officers may enter multiple response options for Contact Origin, Location Type, and Incident Type. Each report may appear multiple times in the responses on this page.

This report includes information on Use of Force Reports submitted for incidents between 1/1/21 and 12/31/21 and marked as complete by 01/07/22 at 12am. Reports in review or draft are not excluded.

Officer-Subject Force Interaction Information



Average force actions per report: 1.3

Subject Resistance	
Aggressive resistance (attempt to attack or harm)	0
Attempt to flee	25
Dead-weight tactics (going limp)	0
Non-response (consciously ignoring)	11
Other	12
Resistive tension (stiffening, tightening muscles)	0
Verbal	17

Subject Actions	
Attempt to commit crime	4
Attempt to destroy evidence	11
Attempt to escape from Custody	8
Attempt to self-harm	12
Biting	3
Fired Gun	0
Not Provided	0
Prevent harm to another	25
Resisted arrest/police officer	66
Spitting	10
Attack with Blunt object	0
Attack with Bodily fluids	3
Attack with Edge Weapon	0
Attack with Hands, fists, legs	17
Attack with Motor Vehicle	0
Attack with Other Weapon	0
Other Attack	5
Threat with Blunt object	3
Threat with Bodily Fluids	3
Threat with Edge Weapon	2
Threat with Gun	0
Threat with Hands, fists, legs	14
Threat with Motor vehicle	0
Threat with Other Weapon	0
Verbal/Fighting stance Threat	28
Other Threat	0

Officers may select multiple Types of Force, Subject Resistance, and Subject Actions for each report.

This report includes information on Use of Force Reports submitted for incidents between 1/1/21 and 12/31/21 and marked as complete by 01/07/22 at 12am. Reports in review or draft are not excluded.

Injury Information

Officers Injured **12**
Subject Injured **26**

Injury Types

	Officer	Subject
Abrasion/Laceration/Puncture	4	6
Chest pains/shortness of breath	0	3
Complaint of pain	3	9
Concussion	0	0
Contusion/bruise	5	8
Fracture/dislocation	0	0
Gunshot wound	0	0
Not Provided	0	0
Other	0	0
Unknown	0	1

Medical Treatment

	Officer	Subject
EMS on scene	1	8
Hospital	3	11
Not Provided	0	0
Officer Administered First Aid	0	0
Refused	4	1
Urgent Care	0	0

Subject Hospital Treatment

Admitted	14
Treated and Released	4
Unknown	1

For each subject or officer, multiple injury types and medical treatments can be selected.



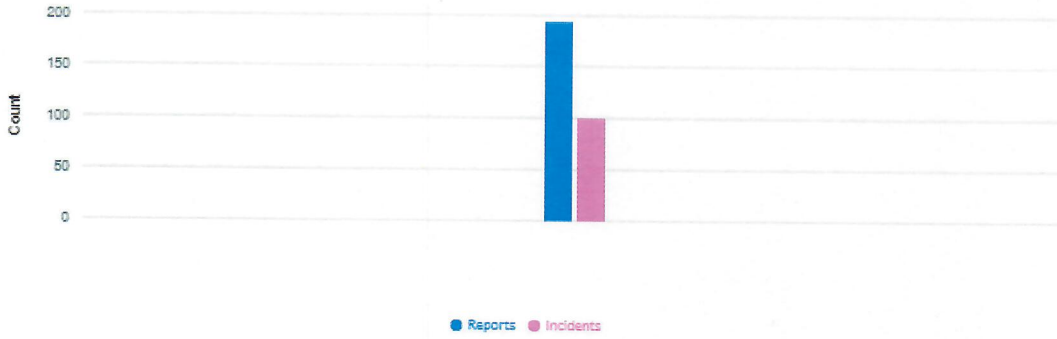
Use of Force

PDF snapshot report as prepared by Benchmark Analytics on 04-16-2024

Completed Use of Force Reports: 193

Primary Officers in Use of Force Reports: 79

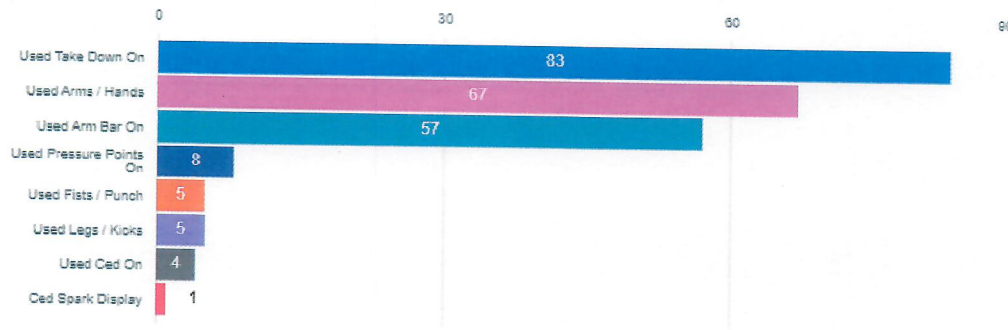
Reports and Incidents



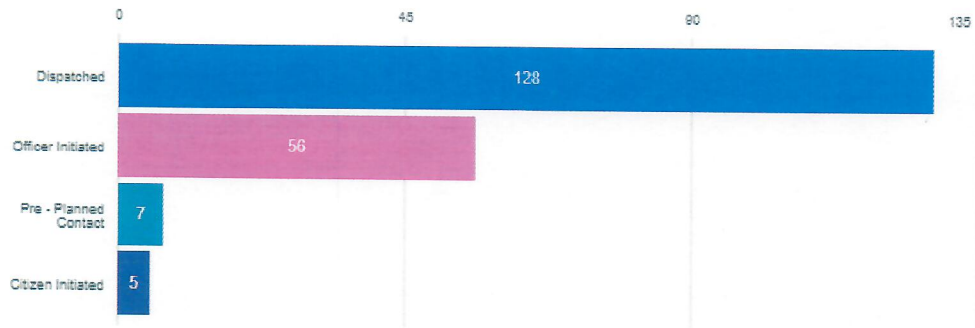
Use of Force Report Trend



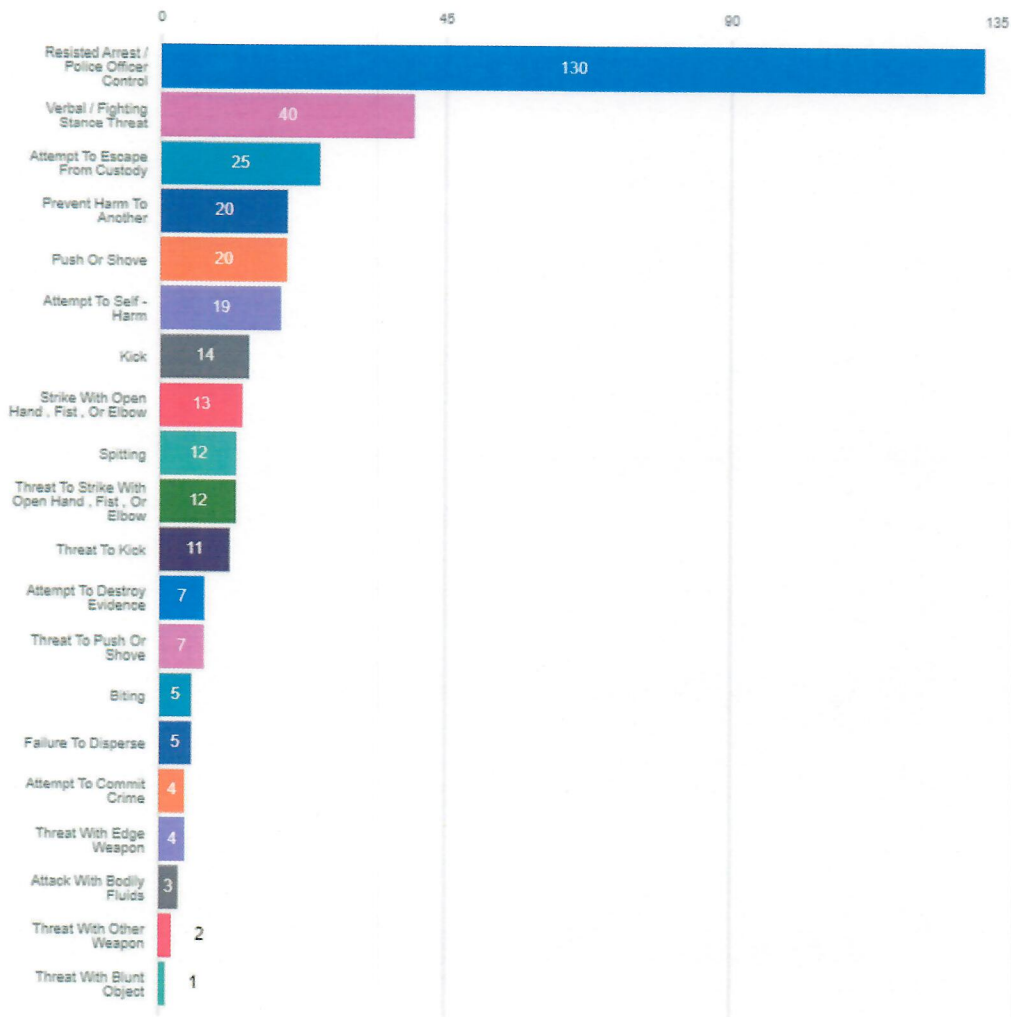
Officer Force Applied



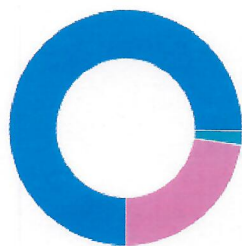
Reasons for Interaction



Subject Actions Led to Force



Subject Race



● White ● Black Or African American ● Other

Department/Agency Name: Pertth Ambroy Police Department
 County: Middlesex
 Year: 2021

Professional Standards Summary Report - Annual Report

	Pending from Prior Quarter	New Cases	Cases Closed	Source of Complaint			Criminal Outcome					Internal Disciplinary Outcome					Pending at the End of the Quarter		
				Agency	Civilian	Anon.	Conviction	Diversion	Acquittal	Dismissal	Exonerated	Not Sustained	Unfounded	Admin. Closed	Sustained				
Excessive Force	1	4	4	0	5	0	0	0	0	0	0	0	4	0	0	0	0	0	1
Improper Arrest	0	3	3	0	3	0	0	0	0	0	0	0	3	0	0	0	0	0	0
Improper Entry	0	0	0	0	0	0	0	0	0	0	0	0	0	0	0	0	0	0	0
Improper Search	0	1	1	0	1	0	0	0	0	0	0	0	1	0	0	0	0	0	0
Other Criminal Violation	1	4	4	2	3	0	0	0	0	0	0	0	4	0	1	0	0	0	1
Differential Treatment	0	1	1	0	1	0	0	0	0	0	0	0	0	0	0	1	0	0	0
Demearnor	2	13	13	1	14	0	0	0	0	0	0	0	2	9	2	0	0	0	2
Domestic Violence	0	0	0	0	0	0	0	0	0	0	0	0	0	0	0	0	0	0	0
Other Rule Violation	3	15	15	6	12	0	0	0	0	0	0	0	9	1	1	0	0	0	3
Subtotal				9	39	0	0	0	0	0	0	0	23	10	5	0	3	0	7
Total	7	41	41		48		0								41				7

Total Cases Open 48
 Total Cases Closed 41
 Total Cases Pending 7
 Total Cases > 180 Days 0

Quarter	2022
Quarter start date	1/1/2022
Quarter end date	12/31/2022

2022 Internal Affairs Summary

2022

Internal Affairs: 2022 Snapshot

This sheet contains some top-line facts and figures for Internal Affairs cases closed in 2022. Detailed breakdowns can be found in the subsequent pages.

	# allegations	# initial allegation sustained	# other allegation sustained	# not sustained
Criminal violation	3	0	0	3
Differential treatment	0	0	0	0
Excessive force	0	0	0	0
Improper arrest	0	0	0	0
Improper entry	4	0	4	0
Improper search	1	0	0	1
Domestic violence incident (non-criminal)	0	0	0	0
DemEANOR	10	0	0	10
Other rule violation	10	1	0	8
TOTAL	28	1	4	22

Distribution of sources for complaints closed in 2022

	Anonymous	Agency	Civilian
#	0	1	28
%	0%	3%	97%

Frequency of discipline by type for complaints closed in 2022

Oral reprimand or performance notice	5
Written reprimand or written warning	0
Monetary fine or loss of pay	0
Suspension without pay	1
Separated while IA pending	0
Demotion or loss of promotion opportunity	0
Discharge from employment	0
Training, coaching, or counseling	0
Loss of time	0
None	22
TOTAL	28

2022 Summary

	Total Pending from Prior Years	Total Opened	Total Closed	Total Sustained	Total Not Sustained	Total >180 Days Pending at end of 2022
	1	32	28	6	23	0
				5		

NOTE: This sheet provides a snapshot of IA cases at a single point in time. As a case progresses, classifications and categorizations may change.

A single Internal Affairs case may involve one or more officers. This Summary refers to the count of OFFICERS who were named in an Internal Affairs Complaint.