

# 1. Page Tagging

The screenshot shows the Facebook Settings & privacy interface. The left sidebar contains categories: Settings & privacy, Preferences, Audience and visibility, and Payments. The 'Page and tagging' option is selected under Audience and visibility. The main content area is titled 'Page and tagging' and includes three sections: 'Viewing and sharing', 'Tagging', and 'Reviewing'. Each section contains specific settings for page visibility and tagging controls.

**Settings & privacy**

Search settings

**Preferences**  
Customize your experience on Facebook.

- Reaction preferences
- Notifications
- Media
- Dark mode

**Audience and visibility**  
Control who can see what you share on Facebook.

- Page details
- How people find and contact you
- Posts
- Stories
- Page setup
- Reels
- Followers and public content
- Page and tagging**
- Blocking

**Payments**  
Manage your payment info and activity.

- Ads payments

**Page and tagging**

**Viewing and sharing**

Who can post on your Page?

Who can see what others post on your Page?

**Allow others to share your posts to their stories?**

If you create a public post, anyone on Facebook can share it to their story. If you tag someone in any post, they can share it to their story. Their story will include your full name, a link to your post, and will be visible for 24 hours. They control who sees it.

**Allow others to view and leave reviews on your Page?**

Reviews are public, influence your rating and cannot be deleted. You can hide your rating and existing reviews from your Page and keep people from leaving new reviews at any time.

**Tagging**

Who can see posts you're tagged in on your Page?

**Reviewing**

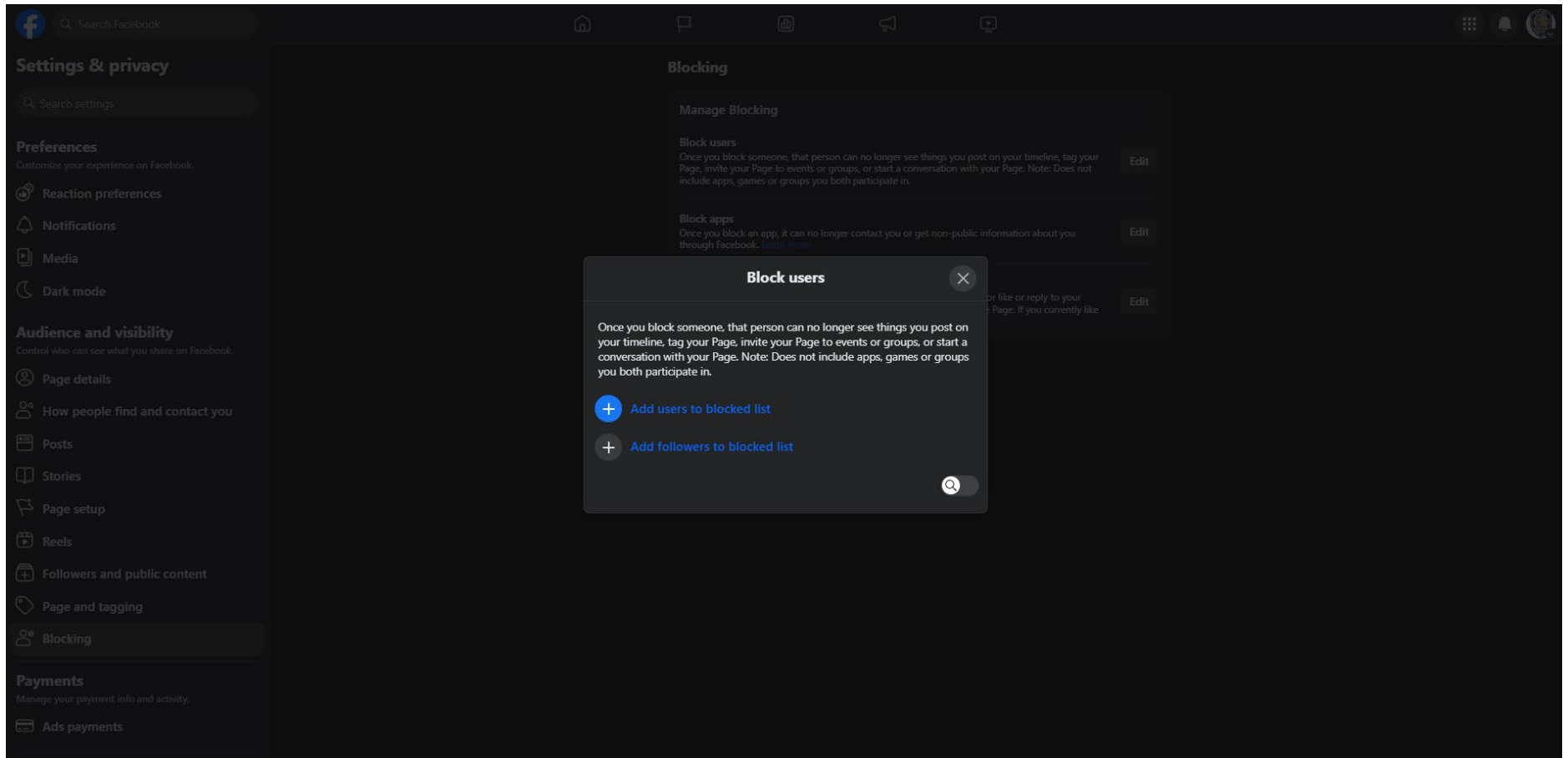
**Review tags people add to your posts before the tags appear on Facebook?**

Remember: When you approve a tag, the person tagged and their friends may be able to see your post.

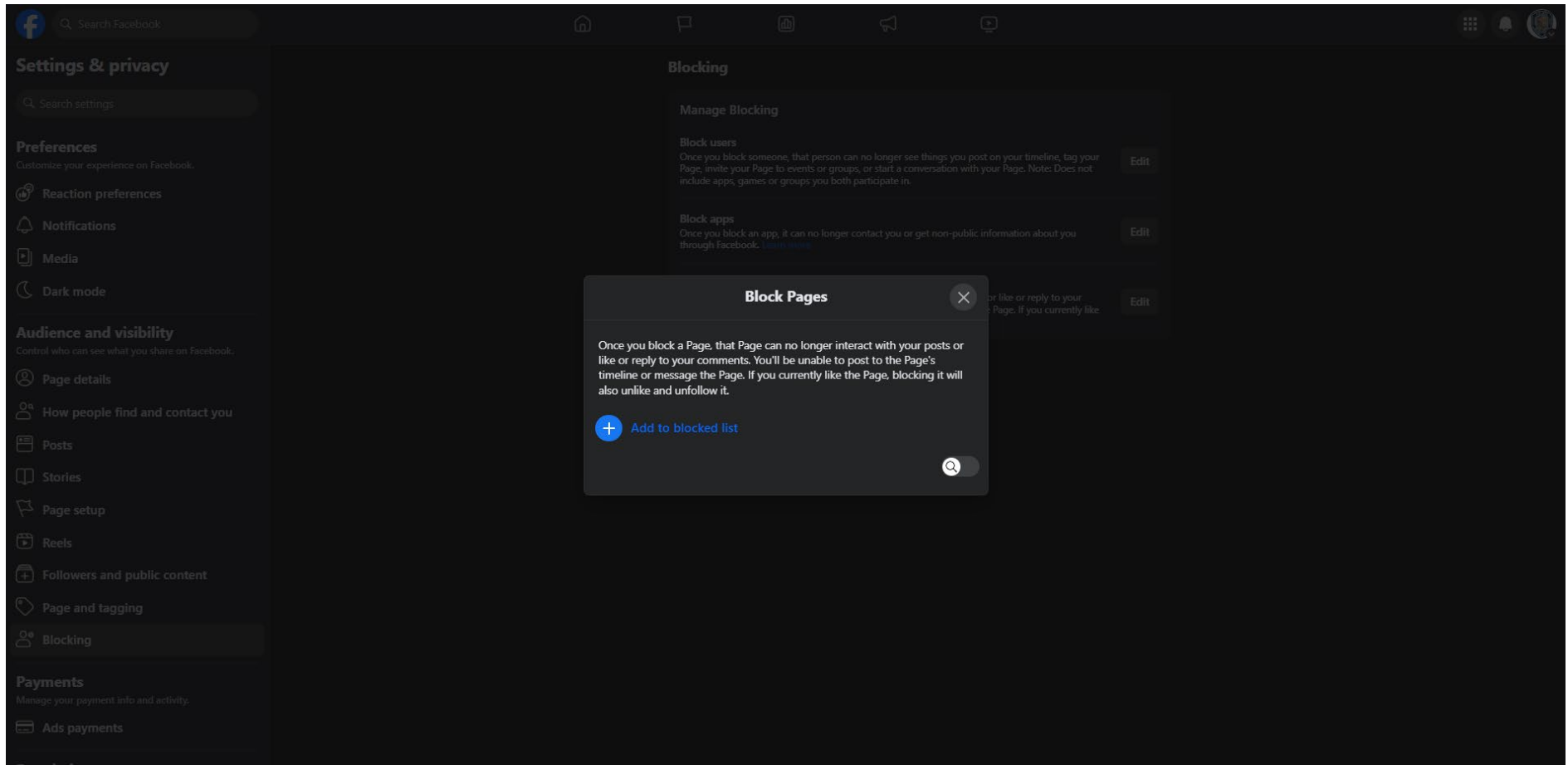
**Review posts you're tagged in before the post appears on your Page?**

This only controls what's allowed on your Page. Posts you're tagged in still appear in search, News Feed and other places on Facebook.

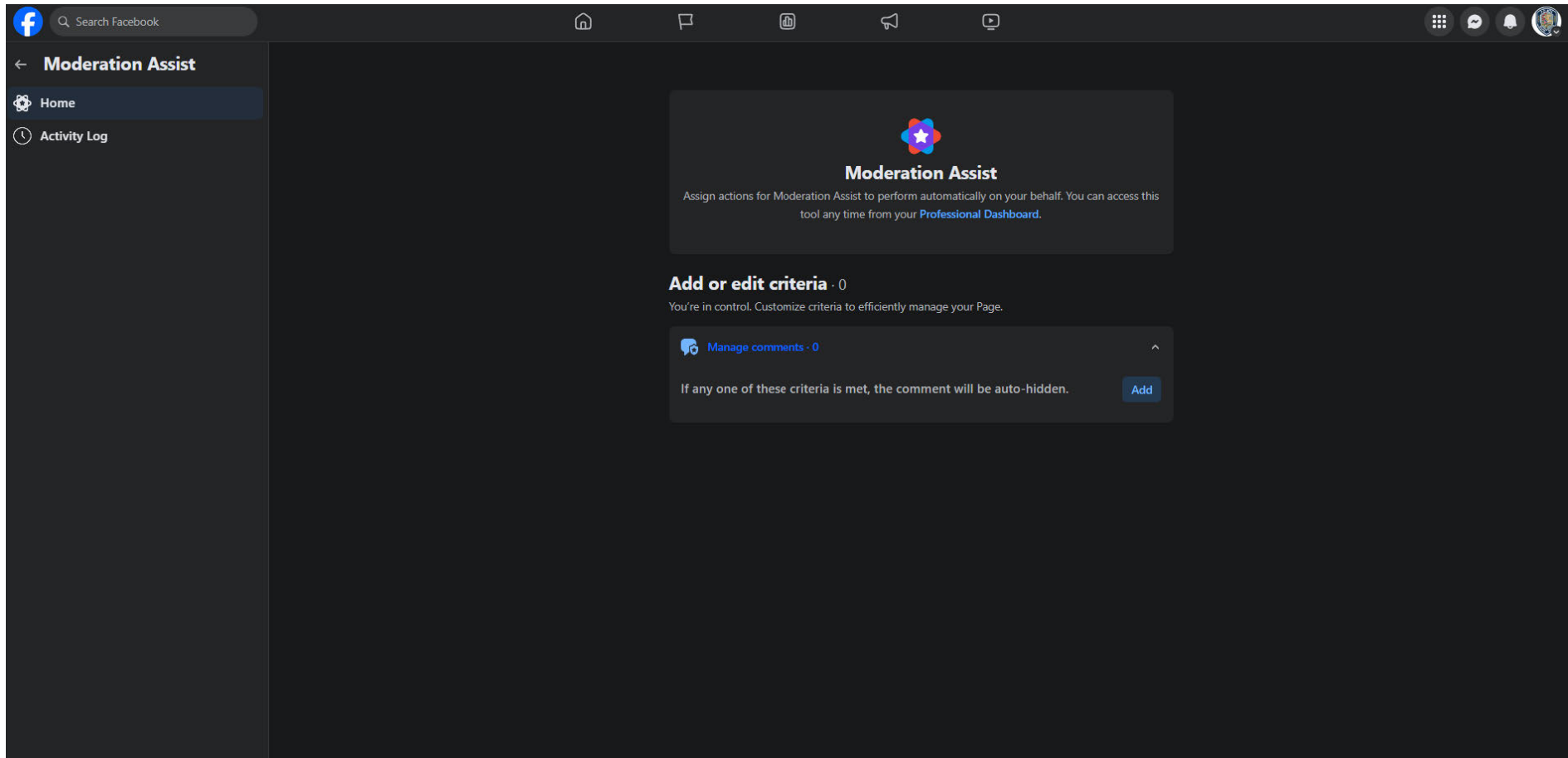
## 2. Blocked Users



# 3. Blocked Pages



## 4. Moderation Assist Criteria



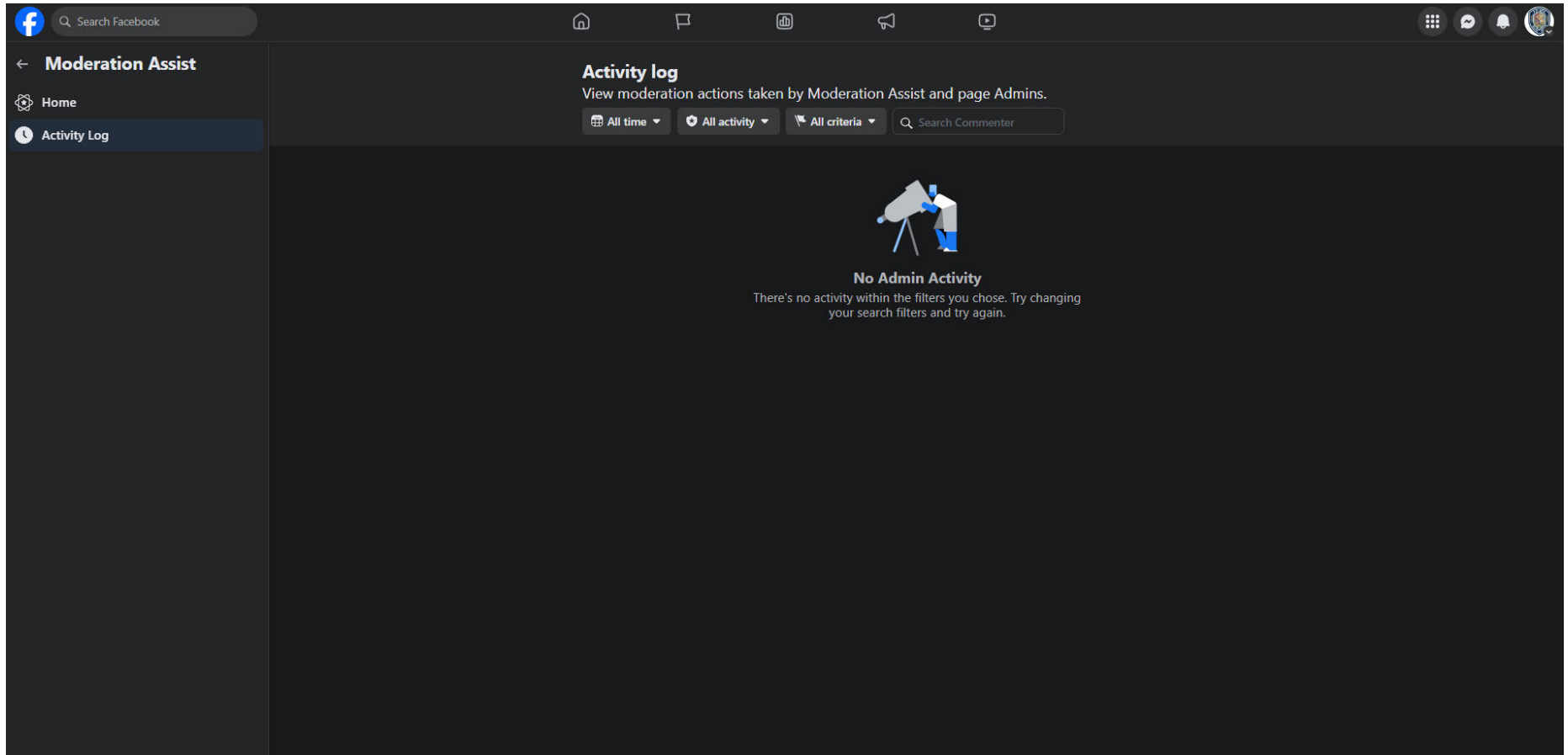
## 5. Moderation Assist – “Comment has specific links”

- Does not exist.

## 6. Moderation Assist – “Comment has specific links”

- Does not exist.

## 7. Moderation Action



# 8. Facebook Access

The screenshot shows the Facebook 'Settings & privacy' interface. The left sidebar contains the following sections:

- Settings & privacy**
  - Search settings
- Preferences**
  - Customize your experience on Facebook.
  - Reaction preferences
  - Notifications
  - Media
  - Dark mode
- Audience and visibility**
  - Control who can see what you share on Facebook.
  - Page details
  - How people find and contact you
  - Posts
  - Stories
  - Page setup
  - Reels
  - Followers and public content
  - Page and tagging
  - Blocking
- Payments**
  - Manage your payment info and activity.
  - Ads payments

The main content area is titled 'Manage and view access' and lists the following categories:

- People with Facebook access** (Add New)
- People with task access** (Add New)
- Community Managers** (Manage)
  - Community managers can moderate chat comments, suspend or remove people who violate community standards and see all admins of this Page.
- Business portfolio access**
  - Village of Burr Ridge** (Business portfolio)
  - Burr Ridge Police Department** (Facebook Page)